

**AIESL CAP/01**



**AI ENGINEERING SERVICES LIMITED**

# **CAPABILITY LIST**

---

APPROVED BY  
**DGCA**  
**GOVERNMENT OF INDIA**

DOC NO: AIESL/CAP/01



# AI ENGINEERING SERVICES LIMITED

## CAPABILITY LIST

---

Chief Executive Officer,  
AI Engineering Services Limited

Initial Issue: Issue 1, Rev 1, 01 Jan 2015  
Current Issue: Issue 2, Rev 3, 04 Feb 2022



# **CAPABILITY LIST**

---

**Part 0**

**GENERAL**

	<b>CAPABILITY LIST</b>		AIESL CAP/01		
	<b>GENERAL</b>		Part 0		Section 0.1
			Issue 2	Rev 3	Feb 2022

## 0.1 RECORD OF REVISIONS

ISSUE NO.	REV. NO.	DATE
Issue 1	Rev 0	30 APR 2014
Issue 1	Rev 1	20 MAY 2015
Issue 1	Rev 2	19 FEB 2016
Issue 1	Rev 3	07 MAR 2016
Issue 1	Rev 4	20 MAR 2018
Issue 1	Rev 5	24 MAY 2018
Issue 1	Rev 6	17 MAY 2019
Issue 1	Rev 7	21 JAN 2020
Issue 1	Rev 8	24 JUL 2020
Issue 2	Rev 0	23 DEC 2020
Issue 2	Rev 1	23 MAR 2021
Issue 2	Rev 2	01 APR 2021
Issue 2	Rev 3	04 Feb 2022



# CAPABILITY LIST

AIESL CAP/01

Part 0

Section 0.2

GENERAL

Issue 2

Rev 3

Feb 2022

## 0.2 LIST OF EFFECTIVE PAGES

PAGE	DATE	REV
PART 0 GENERAL		
0.1-1	04 FEB 2022	3
0.2-1	04 FEB 2022	3
0.2-2	04 FEB 2022	3
0.2-3	04 FEB 2022	3
0.2-4	04 FEB 2022	3
0.2-5	04 FEB 2022	3
0.2-6	04 FEB 2022	3
0.3-1	04 FEB 2022	3
0.3-2	04 FEB 2022	3
0.3-3	04 FEB 2022	3
0.4-1	23 DEC 2020	0
0.4-2	04 FEB 2022	3
0.5-1	23 DEC 2020	0
0.5-2	23 DEC 2020	0
0.5-3	23 DEC 2020	0
0.5-4	23 DEC 2020	0

PAGE	DATE	REV
0.5-5	23 DEC 2020	0
0.5-6	23 DEC 2020	0
0.5-7	23 MAR 2021	1
0.5-8	04 FEB 2022	3
0.5-9	04 FEB 2022	3
0.6-1	23 DEC 2020	0
0.7-1	01 APR 2021	2
PART 1 A310, B747, B777 AND B787 CAPABILITIES		
1.1-1	01 APR 2021	2
1.1-2	23 DEC 2020	0
1.1-3	23 DEC 2020	0
1.1-4	23 DEC 2020	0
1.1-5	23 DEC 2020	0
1.1-6	23 DEC 2020	0
1.1-7	23 DEC 2020	0
1.1-8	23 DEC 2020	0
1.1-9	23 DEC 2020	0

PAGE	DATE	REV
1.1-10	23 DEC 2020	0
1.1-11	23 DEC 2020	0
1.1-12	23 DEC 2020	0
1.1-13	23 DEC 2020	0
1.2-1	01 APR 2021	2
PART 2 COMPONENTS OVERHAUL DIVISION		
2.1-1	23 DEC 2020	0
2.1-2	23 DEC 2020	0
2.1-3	23 DEC 2020	0
2.1-4	23 DEC 2020	0
2.1-5	23 DEC 2020	0
2.1-6	23 DEC 2020	0
2.1-7	23 DEC 2020	0
2.1-8	23 DEC 2020	0
2.1-9	23 DEC 2020	0
2.1-10	23 DEC 2020	0
2.1-11	23 DEC 2020	0

PREPARED BY

*S D Shengulwar*  
07/02/22

SIGNATURE AND DATE

NAME: S D Shengulwar  
DESIGNATION: Sr. AE

VERIFIED BY

*James K. Jacob*  
07/02/2022

SIGNATURE AND DATE

NAME: James K. Jacob  
DESIGNATION: Quality Manager, Group-B

APPROVED BY

*Sandhya Saxena*  
SANDHYA SAKSANA/Sandhya Saxena  
निदेशक उड़नयोग्यता /DAW







# CAPABILITY LIST

AIESL CAP/01

Part 0

Section 0.2

GENERAL

Issue 2

Rev 3

Feb 2022

## 0.2 LIST OF EFFECTIVE PAGES

PAGE	DATE	REV
2.1-12	23 DEC 2020	0
2.1-13	23 DEC 2020	0
2.1-14	23 DEC 2020	0
2.1-15	23 DEC 2020	0
2.1-16	23 DEC 2020	0
2.1-17	23 DEC 2020	0
2.1-18	23 DEC 2020	0
2.1-19	23 DEC 2020	0
2.1-20	23 DEC 2020	0
2.1-21	23 DEC 2020	0
2.1-22	23-DEC 2020	0
2.1-23	23 DEC 2020	0
2.1-24	23 DEC 2020	0
2.1-25	23 DEC 2020	0
2.1-26	23 DEC 2020	0
2.1-27	23 DEC 2020	0
2.1-28	23 DEC 2020	0
2.1-29	23 DEC 2020	0

PAGE	DATE	REV
2.1-30	23 DEC 2020	0
2.1-31	23 DEC 2020	0
2.1-32	23 DEC 2020	0
2.1-33	23 DEC 2020	0
2.1-34	23 DEC 2020	0
2.1-35	23 DEC 2020	0
2.1-36	23 DEC 2020	0
2.1-37	23 DEC 2020	0
2.1-38	23 DEC 2020	0
2.1-39	23 DEC 2020	0
2.1-40	23 DEC 2020	0
2.1-41	23 DEC 2020	0
2.1-42	23 DEC 2020	0
2.1-43	23 DEC 2020	0
2.1-44	23 DEC 2020	0
2.1-45	23 DEC 2020	0
2.1-46	23 DEC 2020	0
2.1-47	23 DEC 2020	0

PAGE	DATE	REV
2.1-48	23 DEC 2020	0
2.1-49	23 DEC 2020	0
2.1-50	23 DEC 2020	0
2.1-51	23 DEC 2020	0
2.1-52	23 DEC 2020	0
2.1-53	23 DEC 2020	0
2.1-54	23 DEC 2020	0
2.1-55	23 DEC 2020	0
2.1-56	23 DEC 2020	0
2.1-57	23 DEC 2020	0
2.1-58	23 DEC 2020	0
2.1-59	23 DEC 2020	0
2.1-60	23 DEC 2020	0
2.1-61	23 DEC 2020	0
2.1-62	23 DEC 2020	0
2.1-63	23 DEC 2020	0
2.1-64	23 DEC 2020	0
2.1-65	23 DEC 2020	0



PREPARED BY

  
07/02/22

SIGNATURE AND DATE

NAME: S D Shengulwar  
DESIGNATION: Sr. AE


VERIFIED BY

  
07/02/22  


SIGNATURE AND DATE

NAME: James K. Jacob  
DESIGNATION: Quality Manager, Group B

APPROVED BY

  
SIGNATURE AND DATE

संध्या सकसेना/Sandhya Saxena  
निदेशक उड़नयोग्यता /DAW





# CAPABILITY LIST

AIESL CAP/01

Part 0

Section 0.2

GENERAL

Issue 2

Rev 3

Feb 2022

## 0.2 LIST OF EFFECTIVE PAGES

PAGE	DATE	REV
2.1-66	23 DEC 2020	0
2.1-67	23 DEC 2020	0
2.1-68	23 DEC 2020	0
2.1-69	23 DEC 2020	0
2.1-70	23 DEC 2020	0
2.1-71	23 DEC 2020	0
2.1-72	23 DEC 2020	0
2.1-73	23 DEC 2020	0
2.1-74	23 MAR 2021	1
2.1-75	23 DEC 2020	0
2.1-76	23 DEC 2020	0
2.1-77	23 DEC 2020	0
2.1-78	23 DEC 2020	0
2.1-79	23 DEC 2020	0
2.1-80	23 DEC 2020	0
2.1-81	23 DEC 2020	0
2.1-82	23 DEC 2020	0
2.1-83	04 FEB 2022	3

PAGE	DATE	REV
2.1-84	04 FEB 2022	3
2.1-85	04 FEB 2022	3
2.2-1	23 DEC 2020	0
2.2-2	23 DEC 2020	0
2.2-3	23 DEC 2020	0
2.2-4	23 DEC 2020	0
2.2-5	23 DEC 2020	0
2.2-6	23 DEC 2020	0
2.2-7	23 DEC 2020	0
2.2-8	23 DEC 2020	0
2.2-9	23 DEC 2020	0
2.2-10	23 DEC 2020	0
PART 3 INSTRUMENT OVERHAUL DIVISION		
3.1-1	23 DEC 2020	0
3.1-2	23 DEC 2020	0
3.1-3	23 DEC 2020	0
3.1-4	23 DEC 2020	0
3.1-5	23 DEC 2020	0

PAGE	DATE	REV
3.1-6	23 DEC 2020	0
3.1-7	23 DEC 2020	0
3.1-8	23 DEC 2020	0
3.1-9	23 DEC 2020	0
3.1-10	23 DEC 2020	0
3.1-11	23 DEC 2020	0
3.1-12	23 DEC 2020	0
3.1-13	23 DEC 2020	0
3.1-14	23 DEC 2020	0
3.1-15	23 DEC 2020	0
3.1-16	23 DEC 2020	0
3.1-17	23 DEC 2020	0
3.1-18	23 DEC 2020	0
3.1-19	23 DEC 2020	0
3.1-20	23 DEC 2020	0
3.1-21	23 DEC 2020	0
3.1-22	23 DEC 2020	0
3.1-23	23 DEC 2020	0

PREPARED BY

  
07/02/22

SIGNATURE AND DATE

NAME: S D Shengulwar  
DESIGNATION: Sr. AE


VERIFIED BY

  
07/02/2022

SIGNATURE AND DATE

NAME: James K. Jacob  
DESIGNATION: Quality Manager, Group - B

APPROVED BY

  
SIGNATURE AND DATE

संध्या सकसेना/Sandhya Saxena  
निदेशक उड़नयोग्यता /DAW







# CAPABILITY LIST

AIESL CAP/01

Part 0

Section 0.2

GENERAL

Issue 2

Rev 3

Feb 2022

## 0.2 LIST OF EFFECTIVE PAGES

PAGE	DATE	REV
3.1-24	23 DEC 2020	0
3.1-25	23 DEC 2020	0
3.1-26	23 DEC 2020	0
3.1-27	23 DEC 2020	0
3.1-28	23 DEC 2020	0
3.1-29	04 FEB 2022	3
3.1-30	04 FEB 2022	3
<b>PART 4 ACCESSORY OVERHAUL DIVISION</b>		
4.1-1	23 DEC 2020	0
4.1-2	23 DEC 2020	0
4.1-3	23 DEC 2020	0
4.1-4	23 DEC 2020	0
4.1-5	23 DEC 2020	0
4.1-6	04 FEB 2022	3
4.2-1	23 DEC 2020	0
4.2-2	23 DEC 2020	0

PAGE	DATE	REV
4.2-3	23 DEC 2020	0
4.2-4	23 DEC 2020	0
4.2-5	23 DEC 2020	0
4.2-6	23 DEC 2020	0
4.2-7	23 DEC 2020	0
4.2-8	23 DEC 2020	0
4.2-9	23 DEC 2020	0
4.2-10	23 DEC 2020	0
4.2-11	23 DEC 2020	0
4.2-12	23 DEC 2020	0
4.2-13	23 DEC 2020	0
4.2-14	23 DEC 2020	0
4.2-15	23 DEC 2020	0
4.2-16	23 DEC 2020	0
4.2-17	23 DEC 2020	0
4.2-18	23 DEC 2020	0
4.2-19	23 DEC 2020	0
4.2-20	23 DEC 2020	0

PAGE	DATE	REV
4.2-21	23 DEC 2020	0
4.3-1	23 DEC 2020	0
4.3-2	23 DEC 2020	0
4.3-3	23 DEC 2020	0
4.3-4	23 DEC 2020	0
4.3-5	23 DEC 2020	0
4.3-6	23 DEC 2020	0
4.3-7	23 DEC 2020	0
4.3-8	23 DEC 2020	0
4.3-9	23 DEC 2020	0
4.3-10	23 DEC 2020	0
4.3-11	23 DEC 2020	0
4.3-12	23 DEC 2020	0
4.3-13	23 DEC 2020	0
4.3-14	23 DEC 2020	0
4.3-15	23 DEC 2020	0
4.3-16	23 DEC 2020	0
4.3-17	23 DEC 2020	0

PREPARED BY

  
07/02/22

SIGNATURE AND DATE

NAME: S D Shengulwar  
DESIGNATION: Sr. AE

VERIFIED BY

  
07/02/2022

SIGNATURE AND DATE

NAME: James K. Jacob  
DESIGNATION: Quality Manager, Group - B

APPROVED BY

  
SANDHYA SAKSANA

SIGNATURE AND DATE

संख्या सकसेना/Sandhya Saxena  
निदेशक उड़नयोग्यता /DAW







# CAPABILITY LIST

AIESL CAP/01

Part 0

Section 0.2

GENERAL

Issue 2

Rev 3

Feb 2022

## 0.2 LIST OF EFFECTIVE PAGES

PAGE	DATE	REV
4.3-18	23 DEC 2020	0
4.3-19	23 DEC 2020	0
4.3-20	23 DEC 2020	0
4.3-21	23 DEC 2020	0
4.3-22	23 DEC 2020	0
4.3-23	23 DEC 2020	0
4.3-24	23 DEC 2020	0
4.3-25	23 DEC 2020	0
4.3-26	23 DEC 2020	0
4.3-27	23 DEC 2020	0
4.3-28	23 DEC 2020	0
4.3-29	23 DEC 2020	0
4.3-30	23 DEC 2020	0
4.3-31	23 DEC 2020	0
4.3-32	23 DEC 2020	0
4.3-33	23 DEC 2020	0
4.3-34	23 DEC 2020	0
4.3-35	23 DEC 2020	0

PAGE	DATE	REV
4.3-36	23 DEC 2020	0
4.3-37	23 DEC 2020	0
4.3-38	23 DEC 2020	0
4.3-39	23 DEC 2020	0
4.3-40	23 DEC 2020	0
4.3-41	23 DEC 2020	0
4.3-42	23 DEC 2020	0
4.3-42	23 DEC 2020	0
4.3-43	23 DEC 2020	0
4.3-44	23 DEC 2020	0
4.3-45	23 DEC 2020	0
4.3-46	23 DEC 2020	0
4.3-47	04 FEB 2022	3
4.4-1	23 DEC 2020	0
4.4-2	23 DEC 2020	0
4.4-3	23 DEC 2020	0
4.4-4	23 DEC 2020	0
4.4-5	23 DEC 2020	0

PAGE	DATE	REV
4.4-6	23 DEC 2020	0
4.4-7	23 DEC 2020	0
4.4-8	23 DEC 2020	0
4.4-9	23 DEC 2020	0
4.4-10	23 DEC 2020	0
4.4-11	23 DEC 2020	0
4.4-12	23 DEC 2020	0
4.4-13	23 DEC 2020	0
PART 5 ELECTRONICS OVERHAUL DIVISION		
5.1-1	23 DEC 2020	0
5.1-2	23 DEC 2020	0
5.1-3	23 DEC 2020	0
5.1-4	23 DEC 2020	0
5.1-5	23 DEC 2020	0
5.1-6	23 DEC 2020	0
5.1-7	23 DEC 2020	0
5.1-8	23 DEC 2020	0

PREPARED BY

  
07/02/22

SIGNATURE AND DATE

NAME: S D Shengulwar  
DESIGNATION: Sr. AE

VERIFIED BY

  
07/02/2022

SIGNATURE AND DATE

NAME: James K. Jacob  
DESIGNATION: Quality Manager, Group -B

APPROVED BY

  
SIGNATURE AND DATE

संध्या सकसेना/Sandhya Saxena  
निदेशक उड़नयोग्यता /DAW





# CAPABILITY LIST

AIESL CAP/01

Part 0

Section 0.2

GENERAL

Issue 2

Rev 3

Feb 2022

## 0.2 LIST OF EFFECTIVE PAGES

PAGE	DATE	REV
5.1-9	23 DEC 2020	0
5.1-10	23 DEC 2020	0
5.1-11	23 DEC 2020	0
5.1-12	23 DEC 2020	0
5.1-13	23 DEC 2020	0
5.1-14	23 DEC 2020	0
5.1-15	23 DEC 2020	0
5.1-16	23 DEC 2020	0
5.1-17	23 DEC 2020	0
5.1-18	23-DEC 2020	0
5.1-19	23 DEC 2020	0
5.1-20	23 DEC 2020	0
5.1-21	04 FEB 2022	3
<b>PART 6 STANDARDS ROOM AND STORES INSPECTION</b>		
6.1-1	23 DEC 2020	0
6.1-2	23 DEC 2020	0

PAGE	DATE	REV
6.1-3	23 DEC 2020	0
6.1-4	23 DEC 2020	0
6.1-5	23 DEC 2020	0
<b>PART 7 BOEING 737-800 CAPABILITIES</b>		
7.1-1	01 APR 2021	2
7.2-1	01 APR 2021	2
7.3-1	23 DEC 2020	0
7.4-1	23 DEC 2020	0
<b>PART 8 WESTERN REGION – NAGPUR BASE CAPABILITIES</b>		
8.1-1	04 FEB 2022	3
8.2-1	04 FEB 2022	3
8.3-1	04 FEB 2022	3
8.3-2	04 FEB 2022	3
8.3-3	04 FEB 2022	3
8.3-4	04 FEB 2022	3

PAGE	DATE	REV
8.4-1	04 FEB 2022	3
8.4-2	04 FEB 2022	3
8.4-3	04 FEB 2022	3

PREPARED BY

*S D Shengulwar*  
07/02/22

SIGNATURE AND DATE

NAME: S D Shengulwar  
DESIGNATION: Sr. AE

VERIFIED BY

*James K. Jacob*  
07/02/22

SIGNATURE AND DATE

NAME: James K. Jacob  
DESIGNATION: Quality Manager, Group -B

APPROVED BY

*Sandhya Saxena*  
SIGNATURE AND DATE

संध्या सकसेना/Sandhya Saxena  
निदेशक उड़नयोग्यता /DAW





# CAPABILITY LIST

AIESL CAP/01

Part 0

Section 0.3

GENERAL

Issue 2

Rev 3

Feb 2022

## +0.3 TABLE OF CONTENTS

PART	DESCRIPTION	PAGE NO.
PART 0	GENERAL	-
PART 1	A310, B747, B777 AND B787 CAPABILITIES	-
PART 2	COMPONENTS OVERHAUL DIVISION	-
PART 3	INSTRUMENTS OVERHAUL DIVISION	-
PART 4	ACCESSORY OVERHAUL DIVISION	-
PART 5	ELECTRONICS OVERHAUL DIVISION	-
PART 6	STANDARDS ROOM & STORES INSPECTION	-
PART 7	BOEING 737-800 CAPABILITIES	-
PART 8	MRO-NAGPUR CAPABILITIES	-
<b>PART 0: GENERAL</b>		
0.1	RECORD OF REVISIONS	1-1
0.2	LIST OF EFFECTIVE PAGES	1-6
0.3	TABLE OF CONTENTS	1-3
0.4	PREAMBLE	1-2
0.5	HISTORY OF REVISIONS	1-9
0.6	DEFINITIONS	1-1
0.7	DISTRIBUTION LIST	1-1





## CAPABILITY LIST

AIESL CAP/01

Part 0

Section 0.3

GENERAL

Issue 2

Rev 3

Feb 2022

PART	DESCRIPTION	PAGE NO.
<b>PART 1: A310, B747, B777 AND B787 CAPABILITIES</b>		
1.1	GENERAL DESCRIPTION OF A310, B747, B777 AND B787 CAPABILITIES	1-13
1.2	AIRCRAFT MAINTENANCE (BASE AND LINE MAINTENANCE)	1-1
<b>PART 2: COMPONENTS OVERHAUL DIVISION</b>		
2.1	COMPONENTS OVERHAUL DIVISION	1-85
2.2	COMPONENTS OVERHAUL DIVISION – GENERAL PROCESSES	1-10
<b>PART 3: INSTRUMENTS OVERHAUL DIVISION</b>		
3.1	INSTRUMENTS OVERHAUL DIVISION	1-30
<b>PART 4: ACCESSORY OVERHAUL DIVISION</b>		
4.1	ACCESSORY OVERHAUL DIVISION (FUEL)	1-6
4.2	ACCESSORY OVERHAUL DIVISION (HYDRAULICS)	1-22
4.3	ACCESSORY OVERHAUL DIVISION (ELECTRICAL)	1-47
4.4	ACCESSORY OVERHAUL DIVISION (PNEUMATICS)	1-13
<b>PART 5: ELECTRONICS OVERHAUL DIVISION</b>		
5.1	ELECTRONICS OVERHAUL DIVISION	1-21



## CAPABILITY LIST

AIESL CAP/01

Part 0

Section 0.3

GENERAL

Issue 2

Rev 3

Feb 2022

PART	DESCRIPTION	PAGE NO.
<b>PART 6: STANDARDS ROOM &amp; STORES INSPECTION</b>		
6.1	STANDARDS ROOM AND STORES INSPECTION	1-5
<b>PART 7: BOEING 737-800 CAPABILITIES</b>		
7.1	GENERAL DESCRIPTION OF BOEING 737-800 CAPABILITIES	1-1
7.2	AIRCRAFT MAINTENANCE	1-1
7.3	ACCESSORY OVERHAUL SHOP: THIRUVANANTHAPURAM	1-1
7.4	OXYGEN SHOP: THIRUVANATHAPURAM	1-1
<b>PART 8: MRO-NAGPUR CAPABILITIES</b>		
8.1	CABIN SAFETY AND EMERGENCY SURVIVAL SHOP	1-1
8.2	OXYGEN SHOP	1-1
8.3	COMPONENTS OVERHAUL DIVISION, NAGPUR –GENERAL PROCESSES	1-4
8.4	STANDARDS DIVISION, NAGPUR	1-3



## CAPABILITY LIST

AIESL CAP/01

Part 0

Section 0.4

GENERAL

Issue 2

Rev 0

Dec 2020

### 0.4 PREAMBLE

#### 1. INTRODUCTION

AI Engineering Services Limited (AIESL) Capability List Document Reference No. AIESL CAP/01 has been approved by DGCA. Grant of approval by D.G.C.A. to carry out work in maintenance activity centers is based upon the activity centers capability to associated resources and facilities such as to perform the work based on the availability of tools, equipment, technical literature, trained workforce for performing the task and trained / authorized personnel for supervision, inspection and certification.

#### 2. DEVELOPMENT OF CAPABILITY LIST

**2.1** Whenever a new capability is added, the Maintenance Manager reviews the data with regard to the availability of qualified / trained personnel, current manufacturer's technical data, facilities, tools, equipment and test apparatus necessary to assure completion of work before submitting it to the QM/Dy. QM. For any addition or deletion or amendment to the Capability, Section in-charge will forward the form (Ref: Forms and Tags Manual) duly filled to QM/Dy. QM through MM. On receipt of such request, QM/Dy. QM or his nominee shall carry out assessment/audit. After satisfactory report, MM of respective activity center shall obtain necessary approval from RAO. Such approved amendments shall be forwarded to QM for incorporation in the capability list. A consolidated Capability List including LEP shall be prepared and submitted to RAO at the time of renewal of organization approval.

#### NOTE:

- Only after obtaining the approval of RAO the work shall be performed on a particular Aircraft / Engine component / unit / part. The Capability List includes Aircraft maintenance (Base & Line), Engine / APU, Component Maintenance and Specialized Services.
  
- Each activity center is assigned a Capability List part number as follows:
  - PART : 1 Aircraft Maintenance (Base & Line) Capability List
  - PART : 2.1 COD Capability List
  - PART : 2.2 COD Capability List - General Processes
  - PART : 3 IOD Capability List
  - PART : 4.1 AOD (Fuel) Capability List
  - PART : 4.2 AOD (HYD) Capability List
  - PART : 4.3 AOD (Electrical) Capability List
  - PART : 4.4 AOD (Pneumatics) Capability List
  - PART : 5 EOD Capability List
  - PART : 6 Standards Room & Stores Inspection Capability List



	<b>CAPABILITY LIST</b>		AIESL CAP/01		
	GENERAL		Part 0		Section 0.4
			Issue 2	Rev 3	Feb 2022

- PART : 7.1 General Description of Boeing 737-800 Capabilities
- PART : 7.2 Aircraft Maintenance
- PART : 7.3 Component Overhaul Shop: Thiruvananthapuram
- PART : 7.4 Oxygen Shop: Thiruvananthapuram
- PART : 8.1 Cabin Safety and Emergency Survival Shop
- PART : 8.2 Oxygen Shop
- PART : 8.3 Components Overhaul Division, Nagpur – General Processes
- PART : 8.4 Standards Division, Nagpur

2.2 This Capability List is available on Engineering CD servers under the heading "CAPABILITY LIST" (ftp://cds1.airindia.in or ftp://cds2.airindia.in or IP address <http://172.31.0.230>).

**NOTE 1:**

- All major LRUs may be listed in the capability list and some non-major LRUs may also be listed. However, it is not possible to include all units / components / parts/ items and their part number in the capability list. Therefore, those units / components / parts / items etc. on which work can be performed using Standard Engineering and Maintenance practices need not be listed in the capability list. In case of doubt, Dy. Shop Maintenance Manager, in consultation with Technical Services and Quality Manager may determine such capability
- When the main Part No. of a component branches into several dash numbers, the main part No. may be listed with the term-series or XX, as the case may be in the reference document. Procedure for enhancement / amendment to this Capability List has been described in the MOE, Part1, Section 1.9.6.

**NOTE 2:**

- The capability once deleted / withdrawn can be restored back only after correcting conditions warranting its withdrawal, and approval by the RAO.

	<b>CAPABILITY LIST</b>		AIESL CAP/01		
	GENERAL		Part 0		Section 0.5
			Issue 2	Rev 0	Dec 2020

### 0.5 HISTORY OF REVISIONS

ISSUE NO.	REV. NO.	DATE OF REVISION	EFFECTIVE DATE	BRIEF DESCRIPTION OF CHANGES
Issue 1	Rev 0	30APR14	01 Jan 2015	Initial issue
Issue 1	Rev 1	20 MAY 2015		Revised due to addition of Western Region- MRO Nagpur Base Facility. <ol style="list-style-type: none"> <li>1. Page 0.1-1, Record of Revision</li> <li>2. Page 0.2-1 to -5, LEP</li> <li>3. Page 0.3-1, -2, Table of Content</li> <li>4. Page 0.4-1, -2, Preamble</li> <li>5. Page 0.5-1, History of Revision</li> <li>6. Page 0.7-1, Distribution list</li> <li>7. Page 1.2-1, Aircraft Maintenance-Nagpur Base added. A.O.D Capability Page 1.2-5 to 1.2-7 added.</li> <li>8. Part 8 separator – New page added.</li> <li>9. Page 8.1-1, Cabin Safety &amp; Emergency Survival shop – New page added.</li> <li>10. Page 8.2-1, Oxygen Shop – New page added.</li> </ol>
Issue 1	Rev 2	19 FEB 2016		In section 1.2-1 following has been revised: <ol style="list-style-type: none"> <li>1. In aircraft details engine fitted with added for each aircraft.</li> <li>2. At Mumbai base Boeing 777-200LR/300ER aircraft capability enhanced up to D check and Boeing 787-8 aircraft capability enhanced up to C1 check.</li> <li>3. At Nagpur base Boeing 777-200LR/300ER aircraft capability enhanced up to D check.</li> </ol>



**CAPABILITY LIST**

AIESL CAP/01

Part 0

Section 0.5

GENERAL

Issue 2

Rev 0

Dec 2020

Issue	REV. NO.	DATE OF REVISION	EFFECTIVE DATE	BRIEF DESCRIPTION OF CHANGES
Issue 1	Rev 3	07 MAR 2016		<p>Revised due to:</p> <ol style="list-style-type: none"> <li>1. Inadvertent removal of Part 4.4, Cap. list from AIESL CAP/01, Rev-0 , Dated 30 APR 2014 and duplicated Part 3, IOD Section 3.1</li> <li>2. Deletion of 310 LRUs from CAP list Part 4.2, 4.3, 4.4 as per letter Ref: AOD/QCTS-17/278A, dated 13/04/2015</li> <li>3. Typographic error and Regrouping to combine testing of Hydraulic fluids, Lubricants, Oils &amp; Fuels of Part 6</li> <li>4. In Part 4.2 Approval groups 11,12,13,14 suffixed by E/F changed to 29,27,28,30 suffixed by E/F.</li> <li>5. Group code is standardized.</li> <li>6. In Part 4.4 page 37 S/N: 502 changed after MOD.               <ol style="list-style-type: none"> <li>a) Page 0.1-1, Record of Revision</li> <li>b) Page 0.2-1, 3, -4, LEP</li> <li>c) Page 0.5-1,-2,-3, History of Revision</li> <li>d) Part 1.1 Scope of Approvals added A.O.D, C.O.D, E.O.D, I.O.D</li> <li>e) Part 4.1, Cap. list SL.NO: 2,3,4,5,6,7,8,9,10,13,14,15,17,18,19,20,21,22,23,24,25,26,28,34,35,36,37,38,39,50,51,52,53,61,62,63,65,66,67,68,69,70,71,73,74,75,76,77,78,79,80 are deleted as per letter Ref: AOD/QCTS-17/278A, dated 13/04/2015.</li> <li>f) Part 4.2, Cap. list SL.NO: 1,2,5,6,8,18,29,58,59,60,61,62,63,64,65,66,67,68,69,70,71,83,86,91,93,95,96,97,99,100,101,128,135,138,139,143,144,145,146,148,149,150,151,152,153,158,163,164,165,166,167,170,171,172,173,174,175,176,177,178,179,180,181,182,183,184,185,186,187,188,193,194,195,198,199,200,201,202,203,204,205,206,207,208,209,210,211,212,213,214,215,216,217,218,219,220,224,225,227,228,229,230,231,232,233,307,308,309 are deleted as per letter Ref: AOD/QCTS-17/278A, dated 13/04/2015.</li> <li>g) Part 4.3 Cap. List SL.NO</li> </ol> </li> </ol>





**CAPABILITY LIST**

AIESL CAP/01

Part 0

Section 0.5

GENERAL

Issue 2

Rev 0

Dec 2020

Issue	REV. NO.	DATE OF REVISION	EFFECTIVE DATE	BRIEF DESCRIPTION OF CHANGES
				<p>1,2,3,6,7,8,9,10,11,12,14,17,18,19,21,23,24,25,26,30,31,32,35,36,38,40,41,42,43,44,45,46,47,48,49,51,52,53,54,55,59,60,61,62,63,65,68,70,73,74,75,76,81,82,83,85,86,87,88,89,90,98,99,100,101,103,104,105,106,107,108,109,110,112,113,114,115,116,117,118,119,120,121,122,123,124,125,126,127,129,130,131,147,148,149,151,152,153,156,157,161,162,163,164,165,173,174,175,176,177,184,186,187,190,193,195,196,198,199,200,201,202,203,204,205,209,210,213,218,219,220,221,222,223,224,225,226,228,229,230,231,232,233,234,235,237,241,247,258,265,266,268,270,271,272,273,274,276,277,279,280,281,283,285,286,287,289,292,293,295,296,297,298,299,300,301,302,303,304,305,306,308,309,311,312,313,314,315,316,317,320,325,326,327,328,329,331,333,334,338,349,350,352,353,354,356,358,362,363,364,365,366,367,368,369,370,372,373,374,375,376,378,384,385,387,389,390,391,392,393,399,400,401,402,405,407,408,409,410,411,412,413,414,416,417,419,420,422,423,424,425,426,427,428,429,430,431,588,594,711,717,726,727 are deleted as per letter Ref: AOD/QCTS-17/278A, dated 13/04/2015</p> <p>h) Part 4.4, Cap. List SL.NO. 4,5,6,11,12,15,16,17,18,21,24,30,31,33,34,35,36,37,39,40,41,42,43,44,45,47,48,49,50,51,52,55,56,57,58,59,60,62,64,65,66,68,72,74,90,92,96,97,101,102,103,104,105,106,107,109,110,111,112,113,114,115,116,117,118,119,120,121,122,123,124,125,126,129,130,131,133,135,136,181,191,192 are deleted as per letter Ref: AOD/QCTS-17/278A, dated 13/04/2015</p> <p>i) Page 6.1-2: Typographic error j) Page 6.1-4: Regrouping to combine testing of Hydraulic fluids, Lubricants, Oils &amp; Fuels.</p>



## CAPABILITY LIST

AIESL CAP/01

Part 0

Section 0.5

GENERAL

Issue 2

Rev 0

Dec 2020

Issue	REV. NO.	DATE OF REVISION	EFFECTIVE DATE	BRIEF DESCRIPTION OF CHANGES
Issue 1	Rev 4	20 MAR 2018		0.0 CORPORATE POLICIES Policies added.
				1.0 RECORD OF REVISIONS New revision number added.
				0.2 LIST OF EFFECTIVE PAGES Updation.
				0.3 TABLE OF CONTENTS Change in page numbers and name change from Standards Room to Standards Division.
				0.4 PREAMBLE Name change from Standards Room to Standards Division.
				0.5 HISTORY OF REVISIONS Updation.
				0.7 DISTRIBUTION LIST Introduction of new CD sever address and new distribution list.
				2.1 COMPONENTS OVERHAUL DIVISION Typographic error in S/N 1141 to 1159 - Nomenclature and Part number swapped. Addition of Components.
				3.1 INSTRUMENTS OVERHAUL DIVISION Addition of Components.
				4.1 ACCESSORY OVERHAUL DIVISION (FUEL) Addition of Components.
				4.2 ACCESSORY OVERHAUL DIVISION (HYDRAULICS) Addition of Component.
				4.3 ACCESSORY OVERHAUL DIVISION (ELECTRICAL) Addition of Components.
				4.4 ACCESSORY OVERHAUL DIVISION (PNEUMATICS) Addition of Components.



**CAPABILITY LIST**

AIESL CAP/01

Part 0

Section 0.5

GENERAL

Issue 2

Rev 0

Dec 2020

Issue	REV. NO.	DATE OF REVISION	EFFECTIVE DATE	BRIEF DESCRIPTION OF CHANGES
Issue 1	Rev 4	20 MAR 2018		5.1 ELECTRONICS OVERHAUL DIVISION Addition of Components.
				6.1 STANDARDS DIVISION AND STORES INSPECTION Section name changed from Standard room to Standard Division 6.1.4 Chemical Analysis Capability enhancement added. 6.1.7 Calibration Of Electrical, Mechanical, Temperature and Gages/Equipment Capability enhancement added.
				7.3 ACCESSORY OVERHAUL SHOP: THIRUVANANTHAPURAM Addition of C5 rating Battery Shop approval as per letter F/Kochi/AIESL/175, dated 11/02/2016.
Issue 1	Rev 5	24 MAY 2018	01 JUNE 2018	2.0 RECORD OF REVISIONS New revision number added.
				0.2 LIST OF EFFECTIVE PAGES Updation.
				0.5 HISTORY OF REVISIONS Updation.
				1.2 AIRCRAFT MAINTENANCE (BASE AND LINE) Addition of 787 -8(GEnx) capability enhanced upto check C2 in BOM and 737- 700/800/900(CFM 56 series) capability enhanced upto 56000 FC/48000 FH/20 YEARS at NAG.



CAPABILITY LIST

AIESL CAP/01

Part 0

Section 0.5

GENERAL

Issue 2

Rev 0

Dec 2020

Issue	REV. NO.	DATE OF REVISION	EFFECTIVE DATE	BRIEF DESCRIPTION OF CHANGES
Issue 1	Rev 6	17 May 2019	17 Dec 2019	0.1 RECORD OF REVISIONS New revision number added.
				0.2 LIST OF EFFECTIVE PAGES Updation.
				0.3 TABLE OF CONTENTS Change in page numbers.
				0.5 HISTORY OF REVISIONS Updation.
				2.1 COMPONENTS OVERHAUL DIVISION Typographic error in S/N 1128 and 1129 were repeated as 1130 and 1131 therefore deleted. S.No has changed from 1130 to till 1199.Addition of Components: S. No 1200 to 1233.
				3.1 INSTRUMENTS OVERHAUL DIVISION Addition of Components: S.No :382 to 385
				4.1 ACCESSORY OVERHAUL DIVISION (FUEL) S.No 31: Nomenclature, Part No, ATA Code, Vendor and LOM Updated S.No 33 & 34: Nomenclature, Part No, ATA Code, Vendor and LOM Updated. S.No 37: Part No, Vendor Name and LOM Updated S.No 44: Part No ATA Code, Vendor, LOM and Group Code Updated. S.No 51: Nomenclature, Part No and LOM Updated. Addition of Components. S.No : 75
				4.2 ACCESSORY OVERHAUL DIVISION (HYDRAULICS) Addition of Components S.No:219 to 224.
				4.3 ACCESSORY OVERHAUL DIVISION (ELECTRICAL) S. No 509 & 511: LOM Updated. S. No 510: Part No & LOM Updated. S. No 512: Part No Updated. Addition of Components S. No:514 and 515.
				4.4 ACCESSORY OVERHAUL DIVISION (PNEUMATICS) Addition of Component S.No: 129
5.1 ELECTRONICS OVERHAUL DIVISION Addition of Components S.No:299 to 301.				





**CAPABILITY LIST**

AIESL CAP/01

Part 0

Section 0.5

GENERAL

Issue 2

Rev 1

Mar 2021

Issue	REV. NO.	DATE OF REVISION	EFFECTIVE DATE	BRIEF DESCRIPTION OF CHANGES
Issue 1	Rev 7	21 Jan 2020	08 JUL 2020	0.1 RECORD OF REVISIONS - New revision number added.
				0.2 LIST OF EFFECTIVE PAGES – For Updation of Pages
				0.3 TABLE OF CONTENTS – Change in page numbers
				0.5 HISTORY OF REVISIONS – Brief description of changes
				2.1 COMPONENTS OVERHAUL DIVISION Addition of Components: S. No 1234 to 1239.
				4.2 ACCESSORY OVERHAUL DIVISION (HYDRAULICS) Addition of Components: S. No 225 to 229
				5.1 ELECTRONICS OVERHAUL DIVISION Addition of Components S. No: 302 to 303
Issue 1	Rev 8	24 Jul 2020	04 NOV 2020	0.1 RECORD OF REVISIONS - New revision number added.
				0.2 LIST OF EFFECTIVE PAGES – For Updation of Pages
				0.3 TABLE OF CONTENTS – Change in page numbers
				0.5 HISTORY OF REVISIONS – Brief description of changes
				2.1 COMPONENTS OVERHAUL DIVISION Addition of AIRBUS 320 FMLY LANDING GEAR Components: S. No 1240 to 1253
Issue 2	Rev 0	23 Dec 2020	31 DEC 2020	Revised Due to: 1.Change of Company Name & LOGO. 2.Section 7.2 - Base Maintenance Boeing 737-700/800/900 to cover up to 48,000 FH/36,000 FC / 20 Years schedule as per MPD. 3.Section 7.3 - Aircraft Battery Part No 2758 Added.
Issue 2	Rev 1	23 Mar 2021		0.1 Record of Revisions – New revision number added. 0.2 List of Effective Pages - for updation of revised pages. 0.5 History of revisions- Brief description of changes. 2.1 Components of Overhaul Division. Addition of component: S. No 1129 – 685Z1000-571



**CAPABILITY LIST**

AIESL CAP/01

Part 0

Section 0.5

GENERAL

Issue 2

Rev 3

Feb 2022

Issue	REV. NO.	DATE OF REVISION	EFFECTIVE DATE	BRIEF DESCRIPTION OF CHANGES
Issue 2	Rev 2	01 Apr 2021		0.1 RECORD OF REVISIONS - New revision number added.
				0.2 LIST OF EFFECTIVE PAGES – For Updation of pages.
				0.3 TABLE OF CONTENTS -Updated
				0.4 PREAMBLE - Updated.
				0.5 HISTORY OF REVISIONS – Brief description of changes.
				0.7 DISTRIBUTION LIST- Updated.
				1.1 GENEARL DESCRIPTION- First para modified as " As described in AIESL MOE part 1, section 1.9"
				1.2 AIRCRAFT MAINTENANCE (BASE AND LINE MAINTENANCE) -The Content of this section is shifted to AIESL MOE Part 1, Section 1.9.
				2.1 COMPONENTS OVERHAUL DIVISION Addition of Components: S. No 1254.
				7.1 GENERAL DESCRIPTION - First para modified as " As described in AIESL MOE part 1, section 1.9"
				7.2 AIRCRAFT MAINTENANCE - The Content of this section is shifted to AIESL MOE Part 1, Section 1.9.
Issue 2	Rev 3	04 Feb 2022		0.1 RECORD OF REVISIONS - New revision number added.
				0.2 LIST OF EFFECTIVE PAGES – For Updation of pages.
				0.3 TABLE OF CONTENTS – Change in page numbers. Addition of new sections 8.3 and 8.4.
				0.5 HISTORY OF REVISIONS – Brief description of changes
				2.1 COMPONENTS OVERHAUL DIVISION Addition of Components S. No: 1255 to 1276
				3.1 INSTRUMENTS OVERHAUL DIVISION Addition of Components S. No: 386 to 398
				4.1 ACCESSORY OVERHAUL DIVISION (FUEL) Addition of Components S. No: 76 to 79
				4.3 ACCESSORY OVERHAUL DIVISION (ELECTRICAL) Addition of Components S. No: 516 to 521
				5.1 ELECTRONICS OVERHAUL DIVISION Addition of Components S. No: 304 to 308
				8.1 CABIN SAFETY AND EMERGENCY SURVIVAL SHOP



# CAPABILITY LIST

AIESL CAP/01

GENERAL

Part 0


Section 0.5

Issue 2

Rev 3

Feb 2022

Issue	REV. NO.	DATE OF REVISION	EFFECTIVE DATE	BRIEF DESCRIPTION OF CHANGES
				Header of the pages modified as COMPONENTS OVERHAUL DIVISION, NAGPUR. Addition of Components S. No: 7 to 8.
				8.2 OXYGEN SHOP Header of the pages modified as COMPONENTS OVERHAUL DIVISION, NAGPUR. Addition of Components S. No: 3 to 7 For component S no.1 level change from level 2 to level 3.
				8.3 New section for COMPONENTS OVERHAUL DIVISION -GENERAL PROCESSES, NAGPUR added. Addition of processes S. No: 1 to 16
				8.4 New section for STANDARDS DIVISION, NAGPUR added. Addition of processes S. No: 1 to 5

	<b>CAPABILITY LIST</b>		AIESL CAP/01		
	GENERAL		Part 0		Section 0.6
			Issue 2	Rev 0	Dec 2020

## 0.6 DEFINITIONS

### A LEVEL OF MAINTENANCE

Scope of work approved by RAO to carry out work on a particular unit /component/ part is by level of maintenance as given below

LEVEL OF MAINT.	SCOPE OF WORK
LEVEL: 1	ONLY TESTING
LEVEL: 2	MODULE/ SUB ASSEMBLY/ PCB LEVEL MAINTENANCE & TESTING
LEVEL: 3	OVERHAUL AND TESTING

### B \* INDICATES UNIT ALSO EASA PART 145 APPROVED.

### C APPROVAL GROUPS


1. The approval group in remarks column indicates that the item falls under the Scope of approval and suffix indicates subsection of personnel as endorsed in his / her approved book. (Ref. individual approval books for details).

Example: - Group 5A, Group 5: Indicates Landing Gear & its components, A: Indicates Aircrafts B747-400

2. Rating in Capability List column indicates: A category 'C' class Rating means that CAR-145 approved maintenance organization may carry out maintenance on uninstalled components (excluding engine & APUs) intended for fitment to the aircraft or engine /APU. Suffix indicates group & subsection. (Ref. MOE section 1.9, Part 1 & page 1)

Example: - C14 - A, C: Indicates category 'C' class rating for components except complete engine or APU. 14: Indicates Landing Gear group. A: Indicates Aircraft B747-400.



	CAPABILITY LIST		AIESL CAP/01		
	GENERAL		Part 0		Section 0.7
			Issue 2	Rev 2	Apr 2021

### 0.7 DISTRIBUTION LIST

This Capability List is available on Engineering CD servers under the heading "CAPABILITY LIST" (<ftp://cds1.airindia.in> or <ftp://cds2.airindia.in> or IP address <http://172.31.0.230>).



# **CAPABILITY LIST**

---

## **Part 1**

### **GENERAL DESCRIPTION OF AIRCRAFT MAINTENANCE (BASE & LINE)**



# CAPABILITY LIST

AIESL CAP/01

## GENERAL DESCRIPTION

Part 1

Section 1.1

Issue 2

Rev 2

Apr 2021

### 1.1 GENERAL DESCRIPTION OF A310,B737 B747, B777 AND B787 CAPABILITIES

CLASS	RATING	DETAILS	
AIRCRAFT	A1	AIRCRAFT ABOVE 5700 KG	AS DESCRIBED AIESL MOE PART 1. SECTION 1.9 .
COMPONENTS OTHER THAN COMPLETE ENGINE & APU	C1, C2, C3, C4, C5, C6, C7, C8, C9, C12, C13, C14, C15, C17, C18, C19 & C20.		AS PER THE PART 2.1, 2.2, 3, 4.1, 4.2, 4.3, 4.4, 5 & 6 OF AIESL CAPABILITY LIST (AIESL CAP/1)
SPECIALIZED SERVICES	D1-NDT	EDDY CURRENT INSPECTION LIQUID PENETRANT INSPECTION ULTRASONIC INSPECTION MAGNETIC PARTICLES INSPECTION X-RAY	IN ACCORDANCE WITH ASNT GUIDELINES PUBLISHED IN SNT-TC-1A (2001) AND DGCA DOCUMENT CAR, SECTION 2, SERIES L, PART XIV.
ADDITIONAL CAPABILITIES		FUEL/OIL LAB, STANDARD ROOM ETC.	AS DESCRIBED IN PART 6 OF AIESL CAPABILITY LIST (AIESL CAP/1)



# CAPABILITY LIST

AIESL CAP/01

Part 1

Section 1.1

## GENERAL DESCRIPTION

Issue 2

Rev 0

Dec 2020

Skill Code	Aircraft/Eng.	Full scope of approvals	CAR-145 Rating	Approval Group as per Shop cap list of AIESL	Ref. Doc. DGCA Approved CAPABILITY LIST- AIESL/CAP/01
AIQ-AD-11.1	A310	Inspection, Repair, Mod, Testing, Overhaul, Processes and related work on aircraft for system components.	C12	A310 Gr-11	Part 4, Section 4.1 &4.2
AIQ-AD-11.2	B747-400			B747-400 Gr -11	
AIQ-AD-12.1	A310		C14	A310Gr- 12	
AIQ-AD-12.2	B747-400			B747-400 Gr - 12	
AIQ-AD-13.1	A310		C8	A310Gr- 13	
AIQ-AD-13.2	B747-400			B747-400 Gr - 13	
AIQ-AD-14.1	A310		C6, C7, C8,	A310Gr -14	
AIQ-AD-14.2	B747-400		C2, C4, C5	B747-400 Gr -14	
AIQ-AD-15.1	CF6-80C2		C7	A310Gr- 15	
AIQ-AD-15.2	PW4000			B747-400 Gr -15	
AIQ-AD-15.3	CF6-50C2		C7	A300Gr- 15	
AIQ-AD-16.1	A310 APU			A310Gr- 16	
AIQ-AD-16.2	B747-400 APU		C7	B747-400 Gr -16	
AIQ-AD-17.1	CF6-80C2		C7	A310Gr- 17	
AIQ-AD-17.2	PW4000			B747-400 Gr -17	
AIQ-AD-17.3	CF6-50C2		C7	300B4 Gr - 17	
AIQ-AD-18.1	CF6-80C2		C7	A310Gr- 18	
AIQ-AD-18.2	PW4000			B747-400 Gr -18	
AIQ-AD-18.3	CF6-50C2			A300B4 Gr - 18	



# CAPABILITY LIST

AIESL CAP/01

Part 1

Section 1.1

## GENERAL DESCRIPTION

Issue 2

Rev 0

Dec 2020

Skill Code	Aircraft/Eng.	Full scope of approvals	CAR-145 Rating	Approval Group as per Shop cap list of AIESL	Ref. Doc. DGCA Approved CAPABILITY LIST- AIESL/CAP/01
AIQ-AD-27.1	B737		C14	B737-800 Gr -27	Part 4, Section 4.1 &4.2
AIQ-AD-27.2	B777			B777Gr - 27	
AIQ-AD-28.1	B737		C2, C8	B37-800 Gr -28	
AIQ-AD-28.2	B777			B777Gr - 28	
AIQ-AD-29.1	B737		C12	B737-800 Gr -29	
AIQ-AD-29.2	B777			B777Gr - 29	
AIQ-AD-30.1	B737		C2, C4, C7	B737-800 Gr -30	
AIQ-AD-30.2	B777			B777Gr - 30	
AIQ-AD-31.1	B737		C7	B737-800 Gr -31	
AIQ-AD-31.2	B777			B777Gr - 31	
AIQ-AD-32.1	B737		C7	B737-800 Gr -32	
AIQ-AD-32.2	B777			B777Gr - 32	
AIQ-AD-33.1	B737		C7	B737-800 Gr -33	
AIQ-AD-33.2	B777			B777Gr - 33	
AIQ-AD-34.0		Issue of CA Form 1 after components maintenance to level specified in capability list			





# CAPABILITY LIST

AIESL CAP/01

Part 1

Section 1.1

## GENERAL DESCRIPTION

Issue 2

Rev 0

Dec 2020

Skill Code	Aircraft/Eng.	FULL SCOPE OF APPROVALS	CAR-145 Rating	Approval Group as per Shop cap list of AIESL	Ref. Doc. DGCA Approved CAPABILITY LIST-AIESL/CAP/01
AIQ-AD-1.1 AIQ-AD-1.2	A310 B747-400	Inspection, Repair, Mod, Testing, Overhaul, Processes and related work on aircraft for system components.	C1,C2,C3,C4, C5,C6,C8,C9, C13,C14,C15, C17, C18	A310 Gr-1	Part 4, Section 4.3
				B747-400 Gr -1	
AIQ-AD-2.1 AIQ-AD-2.2 AIQ-AD-2.3	A310 APU / CF6-80C2 B747-400 APU / PW4000 A300B4 APU / CF6-50C2		C7	A310 Gr-2	
				B747-400 Gr -2	
				A300B4 Gr -2	
AIQ-AD-3.1 AIQ-AD-3.2 AIQ-AD-3.3	A310 B747-400 A300B4		C5	A310 Gr- 3	
				B747-400 Gr - 3	
				A300B4 Gr - 3	
AIQ-AD-4.1 AIQ-AD-4.2 AIQ-AD-4.3	CF6-80C2 PW 4000 CF6-50C2		C5	A310 Gr -4	
				B747-400 Gr - 4	
				A300B4 Gr - 4	
AIQ-AD-5.1 AIQ-AD-5.2	A310 B747-400		C6	A310 Gr- 5	
				B747-400 Gr - 5	
AIQ-AD-19.1 AIQ-AD-19.2	B737 B777		C1, C2, C8, C9, C17	B737-800 Gr -19	
				B777 Gr - 19	
AIQ-AD-20.1 AIQ-AD-20.2	B737 B777		C4, C6	B737-800 Gr -20	
				B777 Gr - 20	
AIQ-AD-21.1 AIQ-AD-21.2	B737 B777		C3, C5	B737-800 Gr -21	
		B777 Gr - 21			
AIQ-AD-22.1 AIQ-AD-22.2	B737 APU /CFM 56 B777 APU /GE 90	C7	B737-800 Gr -22		
			B777 Gr - 22		
AIQ-AD-23.1 AIQ-AD-23.2	B737 B777	C12, C13, C14, C18,	B737-800 Gr -23		
			B777 Gr - 23		
AIQ-AD-34.0	Issue of CA Form 1 after component maintenance to level specified in Capability List				



# CAPABILITY LIST

AIESL CAP/01

Part 1

Section 1.1

## GENERAL DESCRIPTION

Issue 2

Rev 0

Dec 2020

Skill Code	Aircraft/Eng.	FULL scope of approvals	CAR-145 Rating	Approval Group as per Shop cap list of AIESL	Ref. Doc. DGCA Approved CAPABILITY LIST-AIESL/CAP/01	
AIQ-AD-6.1 AIQ AD-6.2 AIQ-AD-6.3	A310 B747-400 A300B4	Inspection, Repair, Mod, Testing, Overhaul, Processes and related work on aircraft for system components.	C7,C17(Engine), C18	A310 Gr- 6 B747-400 Gr -6 A300B4 Gr-6	Part 4, Section 4.4	
AIQ-AD-7.1 AIQ-AD-7.2	A310 B747-400		C1	A310 Gr- 7 B747-400 Gr - 7		
AIQ-AD-8.1 AIQ-AD-8.2	A310 B747-400		C8 ,C12 ,C18,C17 ( Air frame )	A310 Gr-8 B747-400 Gr - 8		
AIQ-AD-9.1 AIQ-AD-9.2	A310 B747-400		C7	A310Gr-9 B747-400 Gr - 9		
AIQ-AD-10.1 AIQ-AD-10.2	A310 B747-400		C1	A310Gr-10 B747-400 Gr -10		
AIQ-AD-24.1 AIQ-AD-24.2	B737 APU /CFM 56 B777 APU /GE 90		C7, C17	B737-800Gr-24 B777 Gr -24		
AIQ-AD-25.1 AIQ-AD-25.2	B737 B777		C1, C17	B737-800Gr-25 B777 Gr - 25		
AIQ-AD-26.1 AIQ-AD-26.2	B737 B777		C5, C6, C7, C12, C18	B777Gr-26 B737-800 Gr - 26		
AIQ-AD-34.0	Issue of CA Form 1 after component maintenance to level specified in Capability List					

**Note:** Cap list AIESL/CAP/01, Part 4, Section 4.1,4.2,4.3,4.4, Remarks Column “Group Suffix A, B, C, D, E, F, G denotes 747, A300, A310, B747-400, B737, B777 & B787 Aircraft respectively.



## CAPABILITY LIST

AIESL CAP/01

Part 1

Section 1.1

GENERAL

Issue 2

Rev 0

Dec 2020

Skill Code	Aircraft/ Engine	FULL Scope Approvals	CAR 145 Rating	Ref. Doc. Shop Cap List AIESL-CAP/01, Sec. 2.1	Ref. Doc. Shop Cap List AIESL- CAP/01, Sec. 2.2	
AIQ-CD-1.1	A310	Inspection, Repair, testing, overhaul, modification and processes and related work on aircraft for System components, Fuel, Oil, Air conditioning, and Water System Components, all plumbing.	C1, C7, C9, C12, C17, A1	Group 01C	Group B2 thru B6, B11	
AIQ-CD-1.2	B747-400			Group 01D		
AIQ-CD-1.3	B737			Group 01E		
AIQ-CD-1.4	B777			Group 01F		
AIQ-CD-1.5	B787			Group 01G		
AIQ-CD-2.1	B747-400	Inspection, Repair, testing, overhaul, modification and processes and related work on aircraft for Flight & Engine Control System Components, control cables and Adhesive Bonded Components.	C8, C7, A1	Group 02 A	Group B1,B7 thru B10	
AIQ-CD-2.2	A310			Group 02 C		
AIQ-CD-2.3	B737			Group 02 E		
AIQ-CD-2.4	B777			Group 02 F		
AIQ-CD-2.5	B787			Group 02 G		
AIQ-CD-3.1	A310, B747-400 B737 B777 B787	Composite Material Repairs & Boroscope Inspection	C20, A1	Group 03	Group EI thru E VII	
AIQ-CD-4.1	A310	Inspection, Repair, testing, overhaul, modification, and processes and related work on aircraft for Wheels and Brakes. .	C14	Group 04 C	Group D4 thru D10	
AIQ-CD-4.2	B747-400			Group 04 D		
AIQ-CD-4.3	B737			Group 04 E		
AIQ-CD-4.4	B777			Group 04 F		
AIQ-CD-4.5	B787			Group 04 G		
AIQ-CD-5.1	B747- 400	Inspection, Repair, testing,		Group 05 A	Group D4 thru D10	



## CAPABILITY LIST

AIESL CAP/01

Part 1

Section 1.1

GENERAL

Issue 2

Rev 0

Dec 2020

Skill Code	Aircraft/ Engine	FULL Scope Approvals	CAR 145 Rating	Ref. Doc. Shop Cap List AIESL-CAP/01, Sec. 2.1	Ref. Doc. Shop Cap List AIESL- CAP/01, Sec. 2.2
AIQ-CD-5.2	A310	overhaul, modification and processes and related work on aircraft for Landing gear and its Components.	C14, A1	Group 05 C	
AIQ-CD-5.3	B737			Group 05 E	
AIQ-CD-5.4	B777			Group 05 F	
AIQ-CD-5.5	B787			Group 05 G	
AIQ-CD-6.1		NDT Techniques Magnetic Particle Inspection (MPI) Level II	D1	Group 06	Group D1 thru D3
AIQ-CD-6.2		NDT Techniques Eddy Current Inspection Level (ECI) Level II			
AIQ-CD-6.3		NDT Techniques Fluorescent Penetrant Inspection (FPI) Level II			
AIQ-CD-6.4		Boroscope Inspection			
AIQ-CD-7.1	A310 B747-400 B737 B777 B787	Structural work of components in section and Duct Repair, Inspection of Welding, Heat Treatment & Machine Shop Practice.	C20, C17	Group 07	Group A1 thru A7
AIQ-CD-8.1	A310	Inspection, Repair, testing, overhaul, modification and processes and related work on aircraft for Nacelle Strut Components. .	C20, C7, A1	Group 08 C	Group A1 thru A7
AIQ-CD-8.2	B747-400			Group 08 D	
AIQ-CD-8.3	B737			Group 08 E	
AIQ-CD-8.4	B777			Group 08 F	
AIQ-CD-8.5	B787			Group 08 G	
AIQ-CD-9.1	B747-400	Structural work on aircraft Including eddy current inspection	A1, D1	Group 09 A	Group A1 thru A7
AIQ-CD-9.2	A310			Group 09 C	
AIQ-CD-9.3	B737			Group 09 E	
AIQ-CD-9.4	B777			Group 09 F	
AIQ-CD-9.5	B787			Group 09 G	
AIQ-CD-10.1	A310	Inspection, Repair, testing,	C4,	Group 10 C	Group C1, C7 thru C9



# CAPABILITY LIST

AIESL CAP/01

Part 1

Section 1.1

GENERAL

Issue 2

Rev 0

Dec 2020

Skill Code	Aircraft/Engine	FULL Scope Approvals	CAR 145 Rating	Ref. Doc. Shop Cap List AIESL-CAP/01, Sec. 2.1	Ref. Doc. Shop Cap List AIESL-CAP/01, Sec. 2.2
AIQ-CD-10.2	B747-400	overhaul, modification and processes and related work on aircraft for Cabin Equipment & Furnishing, Aircraft Emergency Equip., Chairs, doors & windows, waste, cargo system components & radomes.	C6 C19, A1	Group 10 D	
AIQ-CD-10.3	B737			Group 10 E	
AIQ-CD-10.4	B777			Group 10 F	
AIQ-CD-10.5	B787			Group 10 G	
AIQ-CD-11.1	A310 B747-400 B737 B777 B787	Inspection, Repair, testing, overhaul, modification and processes and related work on aircraft for Pressure Vessels and components.	C6, C15, C18	Group 11	Group C3 thru C6
AIQ-CD-12.0	Issue of CA Form1 after component maintenance to level specified in Capability List				
AIQ-CD-13.1		Hyd. Tubing fabrication, repair, testing B737-200 /300/400 /500 of Jet Airways	C20, A1		Group B4
AIQ-CD-13.2		Composite Repairs for Jet Airways and others	C20, A1		Group E VIII
AIQ-CD-13.3		Structural Repairs of B737-200 /-300/-400/-500	C20, A1		Group A External Party Repair
AIQ-CD-13.4		Charging of O2 and CO2N2 cylinders, hydrostatic stress testing of compressed gas cylinders, weight check of fire extinguishing bottles on all types of aircraft	C6, C15, C18		Group C3 thru C6
AIQ-CD-14.1		Duct Repairs as per applicable Duct Repair manual B747, A310, B737, B777	C20.		Group A4
AIQ-CD-14.2		Floorboard, cargo ceiling, sidewall, decomp panel	C20.		Group A5



# CAPABILITY LIST

AIESL CAP/01

Part 1

Section 1.1

## GENERAL

Issue 2

Rev 0

Dec 2020

Skill Code	Aircraft/ Engine	FULL Scope Approvals	CAR 145 Rating	Ref. Doc. Shop Cap List AIESL-CAP/01, Sec. 2.1	Ref. Doc. Shop Cap List AIESL- CAP/01, Sec. 2.2
		fabrication B747, A310, B737, B777			
AIQ-CD-14.4		Manufacture of Control Cables B747,A310, B737, B777	C20, A1		Group B1
AIQ-CD-14.3		Hyd Tubing fabrication, repair, testing B747,A310, B737, B777	C20, A1		Group B2
AIQ-CD-14.5		Stylus Cadmium Plating per Boeing SOPM 20-42-10	C20, A1		Group D10
AIQ-EOD-1a	B747-400	Inspection, Repair, Overhaul, Modification, Testing & Certification	C3	Group-1 - Audio system	Part 5, Section 5.1
AIQ-EOD-1b	B747-400		C3	Group-1 - Audio system	
AIQ-EOD-2	A300		C3	Group-2 - Audio system	
AIQ-EOD-3	A310		C3	Group-3 - Audio system	
AIQ-EOD-4	B747-200		C3,C6	Group-4 - HF/VHF System	
AIQ-EOD-5	A300		C3,C6	Group-5 - HF/VHF System	
AIQ-EOD-6a	A310		C3,C6	Group-6 - HF/VHF System	
AIQ-EOD-6b	B747-400		C3,C6	Group-6 - HF/VHF System	
AIQ-EOD-7	B747-200/300		C3	Group-7 - NAV/ILS System	
AIQ-EOD-8a	A310		C3	Group-8 - NAV/ILS System	
AIQ-EOD-8b	B747-400		C3	Group-8 - NAV/ILS System	
AIQ-EOD-9	B747-200/300		C3	Group-9 - Weather radar System	
AIQ-EOD-10	A300		C3	Group-10- Weather radar System	
AIQ-EOD-11a	A310		C3	Group-11- Weather radar System	
AIQ-EOD-11b	B747-400		C3	Group-11- Weather radar System	
AIQ-EOD-12	A300		C3	Group-12- NAV System	
AIQ-EOD-13	B747-200/300	C3	Group-13- NAV System		
AIQ-EOD-14a	A310	C3	Group-14- NAV System		





## CAPABILITY LIST

AIESL CAP/01

Part 1

Section 1.1

### GENERAL

Issue 2

Rev 0

Dec 2020

Skill Code	Aircraft/ Engine	FULL Scope Approvals	CAR 145 Rating	Ref. Doc. Shop Cap List AIESL-CAP/01, Sec. 2.1	Ref. Doc. Shop Cap List AIESL- CAP/01, Sec. 2.2
AIQ-EOD-14B	B747-400		C3	Group-14- NAV System	
AIQ-EOD-15	B747-200		C3	Group-15- Multiplex System	
AIQ-EOD-16	B747-200/300/400, A310		C3	Group-16- Video System	
AIQ-EOD-17	A310		C13	Group-17- ECAM System	
AIQ-EOD-18	A310		C8	Group-18 - Flight Control System	
AIQ-EOD-19	B747-200/300/400, A300/310		C3	Group-19 - TCAS/Mode S System	
AIQ-EOD-20	B747-400		C3	Group-20 - DCAS/ACCESS System	
AIQ-EOD-21	B747-400, A310		C3	Group-21 - PAX Amenities System	
AIQ-EOD-22	B777 & B737		C3	Group-22 - Audio System Components	
AIQ-EOD-23	B777 & B737		C3	Group-23 - Communication Systems Components	
AIQ-EOD-24	B777 & B737		C3	Group-24 - NAV/ILS Systems Components	
AIQ-EOD-25	B777, B737 & B747- 400		C3	Group-25 - SATCOM System Components & FDVS System Components	
AIQ-EOD-26	B777, B737 & B747- 400		C6	Group-26 - IFE High Volume Components	
AIQ-EOD-27	B777 & B747-400		C6	Group-27 - IFE Head End Components	



# CAPABILITY LIST

AIESL CAP/01

Part 1

Section 1.1

GENERAL

Issue 2

Rev 0

Dec 2020

Skill Code	Aircraft/ Engine	FULL Scope Approvals	CAR 145 Rating	Approval Group as per Shop cap list of AIESL	Ref. Doc. DGCA Approved CAPABILITY LIST-AIESL/CAP/01
AIQ-EOD-28	B777 & B737		C3	Group-28 - TCAS/Surveillance Systems Components	
AIQ-EOD-29	B777		C3,C6 & C8	Group-29 - Flight Computers & Cabin Equipments	
AIQ-EOD-30	B777		C3	Group-30 - Weather Radar Components	
AIQ-EOD-31	B737		C3	Group-31 - Weather Radar Components	
AIQ-EOD-36	B787	Inspection, Repair, Overhaul, Modification, Testing & Certification	C3	Group-36- IFE System Components	
AIQ-EOD-CA	Issue of CA Form 1 after component maintenance to level specified in Capability List				



# CAPABILITY LIST

AIESL CAP/01

Part 1

Section 1.1

GENERAL

Issue 2

Rev 0

Dec 2020

Skill Code	Aircraft/Engine	FULL Scope Approvals	CAR 145 Rating	Approval Group as per Shop cap list of AIESL	Ref. Doc. DGCA Approved CAPABILITY LIST-AIESL/CAP/01
AIQ-ID-1	B747-200,-300,-400, A310, A300B4, B737-800	Inspection, Repair, Overhaul, Modification, Testing & Certification	C3	Gr - 01	Part 3,Section 3.1
AIQ-ID-2	B747-200,-300,-400		C15	Gr - 02	
AIQ-ID-4	A310, B747-400		C3	Gr - 04	
AIQ-ID-7	A310-300		C2	Gr - 07	
AIQ-ID-10	A310-300		C2,C3,C6,C7,C8,C9 C12,C13,C14,C15	Gr - 10	
AIQ-ID-13	A310-300		C3,C7,C8.	Gr - 13	
AIQ-ID-14	B747-200/-300,B747-400		C1--C5,C7--C9, C12--C15,C17	Gr - 14	
AIQ-ID-16	A310-300		C1--C5,C7--C9, C12- C15,C17,C19,C20	Gr - 16	
AIQ-ID-17	A310-300,B747-400		C3.	Gr - 17	
AIQ-ID-18	B747-400		C2,C3,C7,C8,C9 ,C12- C14,C17	Gr - 18	
AIQ-ID-19	B747-400.		C2,C3,C5.C6,C8 C13-C15	Gr - 19	
AIQ-ID-20	B747-400.		C3,C4,C6,C7,C9,C12-C14	Gr - 20	
AIQ-ID-21	A310,A300B4		C15.	Gr - 21	
AIQ-ID-22	B777, B737		Inspection, Repair, Overhaul, Modification, Testing &	C15,C9	



# CAPABILITY LIST

AIESL CAP/01

Part 1

Section 1.1


## GENERAL

Issue 2

Rev 0

Dec 2020

Skill Code	Aircraft/ Engine	FULL Scope Approvals	CAR 145 Rating	Approval Group as per Shop cap list of AIESL	Ref. Doc. DGCA Approved CAPABILITY LIST-AIESL/CAP/01
AIQ-ID-23	B777, B737	Certification	C13	Gr - 23	
AIQ-ID-24	B777, B737		C2,C4,C8	Gr - 24	
AIQ-ID-25	B777, B737		C3,C5	Gr - 25	
AIQ-ID-26	B777, B737		C5,C13	Gr - 26	
AIQ-ID-27	B777, B737		C9,C12,C14,C17	Gr - 27	
AIQ-ID-28	B777, B737		C1,C6,C7	Gr - 28	
AIQ-ID-CA	Issue of CA Form 1 after component maintenance to level specified in Capability List				

	CAPABILITY LIST		AIESL CAP/01		
	A310, B747, B777 AND B787 CAPABILITIES		Part 1		Section 1.2
			Issue 2	Rev 2	Apr 2021

**Refer MOE section 1.9**



# **CAPABILITY LIST**

---

**Part 2**

**COMPONENTS OVERHAUL DIVISION**





## CAPABILITY LIST

AIESL CAP/01

### COMPONENTS OVERHAUL DIVISION

Part 2

Section 2.1

Issue 2

Rev 0

Dec 2020

### 2.1 COMPONENTS OVERHAUL DIVISION

SR.NO.	NOMENCLATURE	PART NUMBER	ATA CODE	VENDOR	LEVEL OF MAINT	RATING	REMARKS
1	WLG SHOCK STRUT ASSY.	161U1500-(X)	32-11-44	BOEING	3	C14	GROUP 5A
2	NLG SHOCK STRUT ASSY.	162U1500-(X)	32-21-50	BOEING	3	C14	GROUP 5A
3	BLG SHOCK STRUT ASSY.	163U1500-(X)	32-13-40	BOEING	3	C14	GROUP 5A
4	BLG UPLOCK ASSY.	257U0900-3	32-33-42	BOEING	3	C14	GROUP 5A
5	PARK BRAKE CNTRL CABLE	4100439	32-45-12	TELEFLEX	2	C14	GROUP 5BC
6	PARKING BRAKE CONTROL	4100446	32-11-11	TELEFLEX	2	C14	GROUP 5BC
7	BLG BUILD UP ASSY.	63B10471-161,-162	32-13-22-38	BOEING	3	C14	GROUP 5A
8	BLG BUILD UP ASSY.	63B10471-361,-362	32-13-22-38	BOEING	3	C14	GROUP 5A
9	BLG BUILD UP ASSY.	63B10471-461-462	32-13-24-34	BOEING	3	C14	GROUP 5
10	WLG BUILD UP ASSY.	63B10472-157,-158	32-11-22-38	BOEING	3	C14	GROUP 5A
11	WLG BUILD UP ASSY.	63B10472-357,-358	32-11-22-38	BOEING	3	C14	GROUP 5A
12	WLG BUILD UP ASSY.	63B10472-457-458	32-11-24-34	BOEING	3	C14	GROUP 5A
13	NLG BUILD UP ASSY.	63B10473-27,-37	32-21-32-44	BOEING	3	C14	GROUP 5A
14	NLG BUILD UP ASSY.	63B10473-47	32-21-34-40	BOEING	3	C14	GROUP 5A



## CAPABILITY LIST

AIESL CAP/01

### COMPONENTS OVERHAUL DIVISION

Part 2

Section 2.1

Issue 2

Rev 0

Dec 2020

SR.NO.	NOMENCLATURE	PART NUMBER	ATA CODE	VENDOR	LEVEL OF MAINT	RATING	REMARKS
15	BODY GEAR - MINOR COMPONENTS	63B11973-X,65B10009-X, 65B10901-X, 65B14399- X,69B80205-X, 65B10911-X	32-13-15	BOEING	3	C14	GROUP 5A
16	OUTER CYLINDER (WLG)	65B01430-XX	32-11-43	BOEING	3	C14	GROUP 5A
17	OUTER CYLINDER (WLG)	65B01430-XX, 161U1505-X	32-11-44	BOEING	3	C14	GROUP 5A
18	INNER CYLINDER (WLG)	65B01436-X	32-11-43	BOEING	3	C14	GROUP 5A
19	INNER CYLINDER (BLG)	65B01439-XX	32-13-44	BOEING	3	C14	GROUP 5A
20	OUTER CYLINDER (BLG)	65B01440-XX	32-13-44	BOEING	3	C14	GROUP 5A
21	WLG WALKING BEAM	65B01441-(X)	32-11-62	BOEING	3	C14	GROUP 5A
22	INNER CYLINDER (NLG)	65B01444-XX	32-21-53	BOEING	3	C14	GROUP 5A
23	WLG SIDE STRUT COMP. ASSY.	65B01455-(X)	32-11-52	BOEING	3	C14	GROUP 5A
24	NLG DRAG STRUT ASSY.	65B01456-(X)	32-21-62	BOEING	3	C14	GROUP 5A
25	BLG DRAG STRUT COMP.ASSY.	65B01457-(X)	32-13-52	BOEING	3	C14	GROUP 5A
26	WLG SHOCK STRUT ASSY.	65B01458-(X)	32-11-42	BOEING	3	C14	GROUP 5A
27	NLG SHOCK STRUT ASSY.	65B01459-(X)	32-21-53	BOEING	3	C14	GROUP 5A
28	BLG SHOCK STRUT ASSY.	65B01460-(X)	32-13-42	BOEING	3	C14	GROUP 5A
29	OUTER CYLINDER (NLG)	65B01469-XX	32-21-53	BOEING	3	C14	GROUP 5A



## CAPABILITY LIST

AIESL CAP/01

### COMPONENTS OVERHAUL DIVISION

Part 2

Section 2.1

Issue 2

Rev 0

Dec 2020

SR.NO.	NOMENCLATURE	PART NUMBER	ATA CODE	VENDOR	LEVEL OF MAINT	RATING	REMARKS
30	TRUCK BEAM ASSY.	65B05130-(X)	32-10-22	BOEING	3	C14	GROUP 5A
31	TRUCK BEAM	65B05131-X	32-10-20	BOEING	3	C14	GROUP 5A
32	AXLE	65B05133-X	32-10-20	BOEING	3	C14	GROUP 5A
33	BLG UPLOCK ASSY.	65B05157-(X)	32-33-42	BOEING	3	C14	GROUP 5A
34	WLG UPLOCK ASSY.	65B05179-(X)	32-32-22	BOEING	3	C14	GROUP 5A
35	OUTER CYLINDER (BLG)	65B05187-XX	32-13-44	BOEING	3	C14	GROUP 5A
36	OUTER CYLINDER (BLG)	65B05187-XX	32-13-40	BOEING	3	C14	GROUP 5A
37	WLG SHOCK STRUT ASSY.	65B05231-(X)	32-11-43	BOEING	3	C14	GROUP 5A
38	BLG SHOCK STRUT ASSY.	65B05233-(X)	32-13-44	BOEING	3	C14	GROUP 5A
39	BLG DRAG STRUT COMP.ASSY.	65B05290-(X)	32-13-52	BOEING	3	C14	GROUP 5A
40	BLG JURY STRUT DNLOCK BUNGEE	65B08802-(X)	32-13-55	BOEING	3	C14	GROUP 5A
41	WLG BUNGEE JURY STRUT	65B08803-(X)	32-11-91	BOEING	3	C14	GROUP 5A
42	NLG - MINOR COMPONENTS	65B10460-X, 65B11114-X, 69B80166-X, 65B82745-X, 65B81492-X, 65B01328-X, 65B11115-X, 65B28635-X, 65B28690-X, 141U0010-X, 65B81491-X, 65B81493-X	32-21-15	BOEING	3	C14	GROUP 5A



## CAPABILITY LIST

AIESL CAP/01

### COMPONENTS OVERHAUL DIVISION

Part 2

Section 2.1

Issue 2

Rev 0

Dec 2020

SR.NO.	NOMENCLATURE	PART NUMBER	ATA CODE	VENDOR	LEVEL OF MAINT	RATING	REMARKS
43	SUPPORT ASSY (WALKING BEAM)	65B14474-X	32-11-15	BOEING	3	C14	GROUP 5A
44	WING GEAR - MINOR COMPONENTS	65B14474-X,65B07769-X, 69B02403-X,112U1700-X, 65B23895-X,65B11667-X, 65B12746-X,	32-11-15	BOEING	3	C14	GROUP 5A
45	WLG SIDE STRUT COMP. ASSY.	65B19980-(X)	32-11-52	BOEING	3	C14	GROUP 5A
46	ROD ASSEMBLY	65B60180-23	32-10-33	BOEING	3	C14	GROUP 5A
47	LG CONTROL ROD ASSY.	65B81011-(X)	32-00-91	BOEING	3	C14	GROUP 5A
48	WLG ALT. EXT. UPLK. REL. INSTLN.	65B81280-(X)	32-32-23	BOEING	3	C14	GROUP 5A
49	BLG ALT. EXT. UPLK. REL. INST.	65B81287-(X)	32-33-45	BOEING	3	C14	GROUP 5A
50	WLG ALT. EXT. DIFF. ASSY.	65B82234-(X)	32-35-21	BOEING	3	C14	GROUP 5A
51	NLG ALT. EXT. DRIVE UNIT	65B82693-(X)	32-36-21	BOEING	3	C14	GROUP 5A
52	WLG DR. ACT. REL. DIFF. & SAF.VV	65B82697-(X)	32-32-32	BOEING	3	C14	GROUP 5A
53	NLG STEERING COMP. ASSY.	65B82749-(X)	32-51-41	BOEING	3	C14	GROUP 5A
54	BLG DR. ACT. REL. DIFF.& SAF.VV	65B83143-(X)	32-33-32	BOEING	3	C14	GROUP 5A
55	LG SEQ. VV CONN. ROD ASSY.	69-14233-(X)	32-00-92	BOEING	3	C14	GROUP 5A
56	LG SEQ. VV CONN. ROD ASSY.	69B80169-(X)	32-00-92	BOEING	3	C14	GROUP 5A
57	COUPLER ASSLY.	A25375004-1	32-51-15	MESSIER BUGATTI	3	C14	GROUP 5B



## CAPABILITY LIST

AIESL CAP/01

### COMPONENTS OVERHAUL DIVISION

Part 2

Section 2.1

Issue 2

Rev 0

Dec 2020

SR.NO.	NOMENCLATURE	PART NUMBER	ATA CODE	VENDOR	LEVEL OF MAINT	RATING	REMARKS
58	ROD. SPRING	A3231102300001, A3231102300100	32-31-01	AIRBUS	3	C14	GROUP 5C
59	REDUCTION GEARBOX ASSY.	A3251007100001 A3251007100200 A3251007100102, A 3251007100300	32-51-13	AIRBUS	3	C14	GROUP 5C
60	ROD ASSY	A3251208500500	32-51-26	AIRBUS	3	C14	GROUP 5C
61	REDUCTION GEARBOX ASSY.	A3251213000001 A3251213000101 A0041057500000 A0041057500100	32-51-13	AIRBUS	3	C14	GROUP 5C
62	ROD ASSEMBLY	A3251226000000	32-51-27	AIRBUS	3	C14	GROUP 5C
63	TACHOMETER DRIVE ASSY	C20467000, E21350000	32-41-68	MESSIER BUGATTI	3	C14	GROUP 5C
64	WHLTYRE {HUB PN 3-1479-2-OPT2}	168U0100-36	32-45-02	BF GOODRICH	3	C14	GROUP 4D
65	WHLTYRE {HUB PN 2606801-2}	2607311-4-51	32-42-06	HONEYWELL	3	C14	GROUP 4B
66	MAIN WHEEL ASSY. (HUB PN.. 2612311-XX)	2612311-1	32-40-14	HONEYWELL	3	C14	GROUP 4E
67	NOSE WHEEL ASSY. (HUB PN. 2607825-XX)	2607825-XX	32-40-10	HONEYWELL	3	C14	GROUP 4E
68	WHLTYRE{HUB PN286351003-(X)}	286351003-101-51	32-41-12	MESSIER BUGATTI	3	C14	GROUP 4C
69	WHL TYRE {HUB PN286351006-(X)}	286351006-101-51	32-41-16	MESSIER BUGATTI	3	C14	GROUP 4C
70	MAIN WHEEL ASSY. (HUB PN. 3-1540)	3-1540	32-40-39	BF GOODRICH	3	C14	GROUP 4F



## CAPABILITY LIST

AIESL CAP/01

### COMPONENTS OVERHAUL DIVISION

Part 2

Section 2.1

Issue 2

Rev 0

Dec 2020

SR.NO.	NOMENCLATURE	PART NUMBER	ATA CODE	VENDOR	LEVEL OF MAINT	RATING	REMARKS
71	NOSE WHEEL ASSY (HUB PN. 3-1535)	3-1535	32-40-41	BF GOODRICH	3	C14	GROUP 4F
72	DRIVE WHEEL ASSY.(CARGO)	4000162-(X)	25-53-06	AC BRAKING SYSTEMS	3	C14	GROUP 4A
73	WHLTYRE {HUB PN 2607081-X}	65B01461-332	32-45-12	HONEYWELL	3	C14	GROUP 4A
74	WHLTYRE {HUB PN 2603561-X}	65B01461-47	32-45-01	HONEYWELL	3	C14	GROUP 4A
75	WHLTYRE{HUB PN C20195001-(X)}	C20195001-3-51	32-46-38	MESSIER BUGATTI	3	C14	GROUP 4C
76	WHL TYRE {HUB PN C20195151-(X)}	C20195001-3-51	32-46-63	MESSIER BUGATTI	3	C14	GROUP 4C
77	WHL TYRE {HUB PN C20195161-(X)}	C20195001-3-51	32-46-67	MESSIER BUGATTI	3	C14	GROUP 4C
78	BRAKE ASSLY.	2-1515-2-(X)	32-46-02	B.F. GOODRICH	3	C14	GROUP 4D
79	BRAKE ASSLY.	2601902-60	32-41-30	HONEYWELL	3	C14	GROUP 4A
80	BRAKE ASSLY.	2605155-2	32-45-17	HONEYWELL	3	C14	GROUP 4A
81	BRAKE ASSLY.	2605662-3	32-45-17	HONEYWELL	3	C14	GROUP 4A
82	BRAKE ASSLY.	2606802-5	32-42-02	HONEYWELL	3	C14	GROUP 4B
83	BRAKE ASSY	2612312-1	32-40-15	HONEYWELL	3	C14	GROUP 4E
84	BRAKE ASSLY.	C20194607 C20194500	32-46-69 , 32-46-66	MESSIER BUGATTI	3	C14	GROUP 4C
85	MAIN LANDING GEAR BRAKE ASSY.	2-1566	32-40-43	BF GOODRICH	3	C14	GROUP 4F
86	WHEELTYRE ASSY (HUB PN:3-1533-1)	294W5110-366	32-40-42	BF GOODRICH	3	C14	GROUP 4F





## CAPABILITY LIST

AIESL CAP/01

### COMPONENTS OVERHAUL DIVISION

Part 2

Section 2.1

Issue 2

Rev 0

Dec 2020

SR.NO.	NOMENCLATURE	PART NUMBER	ATA CODE	VENDOR	LEVEL OF MAINT	RATING	REMARKS
87	MAIN WHEEL TYRE ASSY (HUB PN. C20195162-53)	C20195162-53 (A320)	32-47-46	MESSIER-BUGATTI	3	C14	GROUP 4C
88	NOSE WHEEL TYRE ASSY. (HUB PN. 3-1531-1)	3-1531-1-52 (A320)	32-41-13	BF GOODRICH	3	C14	GROUP 4C
89	NOSE WHEEL TYRE (HUB PN. 3-1535)	294W5210-305	32-40-41	BF GOODRICH	3	C14	GROUP 4F
90	MAIN WHEEL TYRE (HUB PN. 3-1540)	294W5110-368	32-40-35	BF GOODRICH	3	C14	GROUP 4F
91	NOSE WHEEL TYRE (HUB PN. 2607825-2)	277A6000-453	32-40-10	HONEYWELL	3	C14	GROUP 4E
92	MAIN WHEEL TYRE (HUB PN. 2612311-1)	277A6000-204	32-40-14	HONEYWELL	3	C14	GROUP 4E
93	FWD ENGMOUNT ASSY - LOWER	1301M28G05	71-21-01	GE	3	C7	GROUP 8AC
94	PRIMARY EXHAUST NOZZLE	1313M47G01	78-10-06	GENERAL ELECTRIC	3	C7	GROUP 8C
95	NOSE COWL	224-2101-XXX	71-11-08	ROHR INDUSTRIES	3	C7	GROUP 8C
96	NOSE COWL	224-2101-XXX	71-11-16	BOEING	3	C7	GROUP 8A
97	FAN COWL LH.	224-2201-XXX	71-13-11	ROHR INDUSTRIES	3	C7	GROUP 8C
98	FAN COWL LH	224-2201-XXX	71-13-21	ROHR INDUSTRIES	3	C7	GROUP 8A
99	FAN COWL RH	224-2202-XXX	71-13-12	ROHR INDUSTRIES	3	C7	GROUP 8C
100	FAN COWL RH	224-2202-XXX	71-13-22	ROHR INDUSTRIES	3	C7	GROUP 8A
101	CORE COWL LH.	224-2301-XXX	71-13-13	ROHR INDUSTRIES	3	C7	GROUP 8C



## CAPABILITY LIST

### COMPONENTS OVERHAUL DIVISION

AIESL CAP/01

Part 2

Section 2.1

Issue 2

Rev 0

Dec 2020

SR.NO.	NOMENCLATURE	PART NUMBER	ATA CODE	VENDOR	LEVEL OF MAINT	RATING	REMARKS
102	CORE COWL LH	224-2301-XXX	71-13-23	ROHR INDUSTRIES	3	C7	GROUP 8A
103	CORE COWL RH.	224-2302-XXX	71-13-14	ROHR INDUSTRIES	3	C7	GROUP 8C
104	CORE COWL RH	224-2302-XXX	71-13-24	ROHR INDUSTRIES	3	C7	GROUP 8A
105	FWD AFT ENG MOUNT ASSY LOWER	310T4020-(XX)	71-21-16	BOEING	3	C7	GROUP 8D
106	AFT ENGINE MOUNT ASSY LOWER	310U2020-(X)	71-21-14	BOEING	3	C7	GROUP 8A
107	AFT ENGINE MOUNT LOWER	310U4020-(X)	71-12-16	BOEING	3	C7	GROUP 8D
108	AFT FAIRING IB STRUT ENGINE	313U2303-X, 313U2304-X	54-00-60	BOEING	3	C7	GROUP 8A
109	PRIMARY EXHAUST SLEEVE	314T3310-(X)	78-11-06	BOEING	3	C7	GROUP 8A
110	NOSE COWL ASSLY.	314T4010-XXX	71-11-51	BOEING	3	C7	GROUP 8D
111	FAN COWL RHLH	314T4110-(X)	71-11-53	BOEING	3	C7	GROUP 8D
112	CORE COWL RHLH	314T4210-(X)	71-11-59	BOEING	3	C7	GROUP 8D
113	EXHAUST PLUG ASSY.	314T4320 -XXX	78-11-15	BOEING	3	C7	GROUP 8D
114	PRIMARY NOZZLE ASSLY.	314U2100 -XXX	78-11-14	BOEING	3	C7	GROUP 8D
115	EXHAUST PLUG ASSY	314U2200-XXX	78-11-15	BOEING	3	C7	GROUP 8D
116	AFT FAIRING OB STRUT L.H. DOOR	323U2303-X	54-00-20	BOEING	3	C7	GROUP 8A
117	AFT FAIRING OB STRUT R.H. DOOR	323U2304-X	54-00-40	BOEING	3	C7	GROUP 8A



## CAPABILITY LIST

### COMPONENTS OVERHAUL DIVISION

AIESL CAP/01

Part 2

Section 2.1

Issue 2

Rev 0

Dec 2020

SR.NO.	NOMENCLATURE	PART NUMBER	ATA CODE	VENDOR	LEVEL OF MAINT	RATING	REMARKS
118	APU SHOCK MOUNT	5362-XXXX	49-13-01	BARRY	3	C7	GROUP 8AD
119	HOLD OPEN ROD ASSY	55395-XXX	71-10-11	AVI BANK	3	C7	GROUP 8D
120	NOSE COWL	65B00722 -XXX	71-11-14	BOEING	3	C7	GROUP 8A
121	SIDE COWL LHRH	65B00726-XXX	71-11-13	BOEING	3	C7	GROUP 8A
122	NOSE COWL	65B00733-XXX	71-11-15	BOEING	3	C7	GROUP 8A
123	FWD ENGINE MOUNT-LOWER	65B90355-3	71-20-01	BOEING	3	C7	GROUP 8A
124	AFT ENGINE MOUNT LOWER	65B90355-5	72-20-01	BOEING	3	C7	GROUP 8A
125	AFT ENGINE MOUNT-UPPER	65B90363-2	71-20-01	BOEING	3	C7	GROUP 8A
126	FWD ENGINE MOUNT-UPPER	65B90363-3	71-20-01	BOEING	3	C7	GROUP 8A
127	OB NACELLE STRUT TE FAIRING	65B90717-X	54-00-80	BOEING	3	C7	GROUP 8A
128	ENGINE FUEL DRAIN TANK ASSY	65B91118-X, 65B94639-X	71-71-11	BOEING	3	C7	GROUP 8A
129	FLOW CONTROL VALVE LWR & UPPER	65B91278-XX	36-12-02	BOEING	3	C7	GROUP 8A
130	FAN COWL HINGE SUPPORT PNL ASSY	65B91514-X	71-11-19	BOEING	3	C7	GROUP 8A
131	FAN COWL LHRH	65B91515-X, 65B91590-X	71-11-20	BOEING	3	C7	GROUP 8A
132	5th POD	65B91804-XX	71-00-10	BOEING	3	C7	GROUP 8A
133	FAN TR RING SEGMENT	65B97220-XX	78-31-31	BOEING	3	C7	GROUP 8A



## CAPABILITY LIST

### COMPONENTS OVERHAUL DIVISION

AIESL CAP/01

Part 2

Section 2.1

Issue 2

Rev 0

Dec 2020

SR.NO.	NOMENCLATURE	PART NUMBER	ATA CODE	VENDOR	LEVEL OF MAINT	RATING	REMARKS
134	FAN TR	65B97235-XXX	78-31-11	BOEING	3	C7	GROUP 8A
135	FAN TR BIFURCATION TRACK	65B97238-X	78-31-21	BOEING	3	C7	GROUP 8A
136	FAN THRUST REVERSER	65B97290-XXX	78-31-10	BOEING	3	C7	GROUP 8A
137	EXHAUST PLUG	65B97800-XXX	78-32-61	BOEING	3	C7	GROUP 8A
138	AFT TR SLEEVE	65B97904 -XXX	78-32-11	BOEING	3	C7	GROUP 8A
139	TR FRAME	65B97916-X	78-32-21	BOEING	3	C7	GROUP 8A
140	TR SLEEVE TE FAIRING INSTALLATION	65B97921-X	78-32-15	BOEING	3	C7	GROUP 8A
141	AFT TR SLEEVE	65B97950-XX	78-32-12	BOEING	3	C7	GROUP 8A
142	APU AIR INLET DOOR DUCT	65B98614-X, 65B98646-X	49-15-21	BOEING	3	C7	GROUP 8A
143	APU TURBINE EXHAUST DUCT	65B98701-X	49-81-11	BOEING	3	C7	GROUP 8A
144	APU AIR DOOR ACT. CONTAINER	65B98801-X	49-15-01	BOEING	3	C7	GROUP 8A
145	APU AIR INLET DOOR DUCT	65B98819-X, 65B98646-X	49-15-11	BOEING	3	C7	GROUP 8A
146	LOWER AFT.MOUNT ASSY.	681L263G01	71-20-05	GENERAL ELECTRIC	3	C7	GROUP 8C
147	AFT ENGINE MOUNT ASSY - LOWER	681L263G01	71-20-05	GE	3	C7	GROUP 8C
148	UPPER AFT.MOUNT ASSEMBLY	681L264G01	71-20-05	GENERAL ELECTRIC	3	C7	GROUP 8C
149	APU SHOCK MOUNT	92930-XX	49-12-12	BARRY	3	C7	GROUP 8B



## CAPABILITY LIST

### COMPONENTS OVERHAUL DIVISION

AIESL CAP/01

Part 2

Section 2.1

Issue 2

Rev 0

Dec 2020

SR.NO.	NOMENCLATURE	PART NUMBER	ATA CODE	VENDOR	LEVEL OF MAINT	RATING	REMARKS
150	APU VIBRATION ISOLATION ASSY	93572-X	49-12-13	BOEING	3	C7	GROUP 8B
151	STAY ROD	A11153-XX	71-13-02	NORCO	3	C7	GROUP 8B
152	STAY ROD	A2785-XX	71-10-24	ROHR	3	C7	GROUP 8AC
153	STA ROD	A2979-X	71-31-26	ROHR	3	C7	GROUP 8AC
154	MUFFLER ASSY- APU	A4987020400400	49-81-11	AIRBUS INDUSTRIE	2	C7	GROUP 8B
155	EXHAUST MUFFLER ASSY.	A49870400XXXXX	49-81-15	AIRBUS INDUSTRIE	2	C7	GROUP 8C
156	STAY ROD - CORE COWL	A6201-(X)	71-10-40	NORCO	3	C7	GROUP 8D
157	COWL LATCH	H2388-X	71-11-14	HARTWELL	3	C7	GROUP 8A
158	COWL LATCH	H245-X	71-11-13	HARTWELL	3	C7	GROUP 8A
159	ADJUSTER KEEPER ASSY	H2928-XX	78-30-02	HARTWELL	3	C7	GROUP 8A
160	APU SHOCK MOUNT LORD	LM714-XXX	49-13-01	LORD	3	C7	GROUP 8AD
161	FAN COWL LH	NSL 6012-XXX	71-13-02	DOUGLAS	3	C7	GROUP 8B
162	FAN COWL RH	NSL 6013-XXX	71-13-03	DOUGLAS	3	C7	GROUP 8B
163	CORE COWL LH	NSL 6360-XXX	71-13-10	DOUGLAS	3	C7	GROUP 8B
164	CORE COWL RH	NSL 6361-XXX	71-13-10	DOUGLAS	3	C7	GROUP 8B
165	NOSE COWL	NSL6051-XXX	71-11-01	DOUGLAS	3	C7	GROUP 8B



## CAPABILITY LIST

### COMPONENTS OVERHAUL DIVISION

AIESL CAP/01

Part 2

Section 2.1

Issue 2

Rev 0

Dec 2020

SR.NO.	NOMENCLATURE	PART NUMBER	ATA CODE	VENDOR	LEVEL OF MAINT	RATING	REMARKS
166	FAN TR CASCADE VANE	VARIOUS PART NOS.	78-31-51	BOEING	3	C7	GROUP 8A
167	BLOCKER DOOR	212-001-01	78-31-01	GKN WESTLAND	2	C7	GROUP 8D
168	BLOCKER DOOR	212-0301-01	78-31-01	GKN WESTLAND	2	C7	GROUP 8D
169	BLOCKER DOOR	212-1001-01	78-31-01	GKN WESTLAND	2	C7	GROUP 8D
170	BLOCKER DOOR	212-1001-02	78-31-01	GKN WESTLAND	2	C7	GROUP 8D
171	BLOCKER DOOR	212-1301-01	78-31-01	GKN WESTLAND	2	C7	GROUP 8D
172	BLOCKER DOOR	212-1301-02	78-31-01	GKN WESTLAND	2	C7	GROUP 8D
173	BLOCKER DOOR	212-2001-01	78-31-01	GKN	2	C7	GROUP 8D
174	BLOCKER DOOR	212-2001-02	78-31-01	GKN WESTLAND	2	C7	GROUP 8D
175	BLOCKER DOOR	212-2301-01	78-31-01	GKN WESTLAND	2	C7	GROUP 8D
176	BLOCKER DOOR	212-2301-02	78-31-01	GKN WESTLAND	2	C7	GROUP 8D
177	FAN DUCT COWL LH (LH WING)	315T4013-111	71-11-56	BOEING	3	C7	GROUP 8D
178	FAN DUCT COWL RH (LH WING)	315T4013-112	71-11-56	BOEING	3	C7	GROUP 8D
179	FAN DUCT COWL LH (RH WING)	315T4013-113	71-11-56	BOEING	3	C7	GROUP 8D
180	FAN DUCT COWL RH (RH WING)	315T4013-114	71-11-56	BOEING	3	C7	GROUP 8D
181	FAN TR ASSY #1	315T4014-139N155N	78-31-41	BOEING	3	C7	GROUP 8D



## CAPABILITY LIST

### COMPONENTS OVERHAUL DIVISION

AIESL CAP/01

Part 2

Section 2.1

Issue 2

Rev 0

Dec 2020

SR.NO.	NOMENCLATURE	PART NUMBER	ATA CODE	VENDOR	LEVEL OF MAINT	RATING	REMARKS
182	FAN TR ASSY #2	315T4014-140N156N	78-31-41	BOEING	3	C7	GROUP 8D
183	FAN TR ASSY #3	315T4014-141N157N	78-31-41	BOEING	3	C7	GROUP 8D
184	FAN TR ASSY #4	315T4014-142N158N	78-31-41	BOEING	3	C7	GROUP 8D
185	TR SLEEVE ASSY LH	315T4026-15	78-31-45	BOEING	3	C7	GROUP 8D
186	TR SLEEVE ASSY RH	315T4026-16	78-31-45	BOEING	3	C7	GROUP 8D
187	FAN TR ASSY. LH, POS. 1	491B1100000-501	78-32-00	M.R.A.S.	3	C7	GROUP 8C
188	FAN TR ASSY. RH. POS. 1	491B1100000-503	78-32-00	M.R.A.S.	3	C7	GROUP 8C
189	FAN TR ASSY. LH POS. 2	491B1100000-505	78-32-00	M.R.A.S.	3	C7	GROUP 8C
190	FAN TR ASSY. RH POS. 2	491B1100000-507	78-32-00	M.R.A.S.	3	C7	GROUP 8C
191	TRANSLATING COWL ASSY.	491B1613000-059	78-32-31	M.R.A.S.	3	C7	GROUP 8AC
192	FAN TR ASSY. LH 1 & 2 COMBI	491C1100000-501	78-32-00	M.R.A.S.	3	C7	GROUP 8A
193	FAN TR ASSY. RH 1 & 2 COMBI	491C1100000-503	78-32-00	M.R.A.S.	3	C7	GROUP 8A
194	FAN TR ASSY. LH 3 & 4 COMBI	491C1100000-505	78-32-00	M.R.A.S.	3	C7	GROUP 8A
195	FAN TR ASSY. RH 3 & 4 COMBI	491C1100000-507	78-32-00	M.R.A.S.	3	C7	GROUP 8A
196	TRANSLATING COWL LH.	9007M60G45	78-32-03	GENERAL ELECTRIC	2	C7	GROUP 8B
197	TRANSLATING COWL. RH	9007M60G54	78-32-03	GENERAL ELECTRIC	2	C7	GROUP 8B





## CAPABILITY LIST

### COMPONENTS OVERHAUL DIVISION

AIESL CAP/01

Part 2

Section 2.1

Issue 2

Rev 0

Dec 2020

SR.NO.	NOMENCLATURE	PART NUMBER	ATA CODE	VENDOR	LEVEL OF MAINT	RATING	REMARKS
198	STAY ROD	9077-M89G01	78-32-00	DOUGLAS AC. CO.	2	C7	GROUP 8B
199	FAN TR ASSY. LH	9105M20G099105M20G05	78-32-01	GENERAL ELECTRIC	2	C7	GROUP 8B
200	FAN TR ASSY.RH	9105M20G109105M20G6	78-32-02	GENERAL ELECTRIC	2	C7	GROUP 8B
201	LATCH ASSY.	9479-1 & -5 (S315N304-1)	32-22-01	AVI BANK	2	C7	GROUP 8B
202	HOLD OPEN ROD	A6501-1,-3	71-10-41	NORCO INC.	2	C7	GROUP 8B
203	TRANSLATING SLEEVE	315T4500-XX	78-31-45	BOEING	3	C7	GROUP 8D
204	LHRH TRANSLATING SLEEVE	221-0503-XXX	78-32-34	P & W	2	C7	GROUP 8C
205	BLOCKER DOOR	221-0558-XXX	78-32-34	P & W	2	C7	GROUP 8C
206	LHRH FIXED STRUCTURE	221-4126-XXX	78-32-34	P & W	2	C7	GROUP 8C
207	NOZZLE ASSEMBLY	221-0051-XXX	78-10-04	P & W	3	C7	GROUP 8C
208	AFT ENGINE MOUNT	221-0260-XXX	71-20-05	P & W	3	C7	GROUP 8C
209	NOSE COWL	221-4050-XXX	71-11-05	P&W ROHR (GOODRICH)	3	C7	GROUP 8C
210	FWD ENGINE MOUNT	221-4086-XXX, 221-4049-XXX	71-20-04	P & W	3	C7	GROUP 8C
211	PLUG & PLUG ADAPTER ASSY	221-40XX-XXX	78-10-03	P & W	3	C7	GROUP 8C
212	HOLD OPEN ROD STRUT	ST104-XXX	71-10-04	AVIBANK	3	C7	GROUP 8C
213	HOLD OPEN ROD STRUT	ST106-XXX	78-10-06	AVIBANK	3	C7	GROUP 8C



## CAPABILITY LIST

### COMPONENTS OVERHAUL DIVISION

AIESL CAP/01

Part 2

Section 2.1

Issue 2

Rev 0

Dec 2020

SR.NO.	NOMENCLATURE	PART NUMBER	ATA CODE	VENDOR	LEVEL OF MAINT	RATING	REMARKS
214	AFT SECTION 48 DOOR ASSY (BATTERY COMP.DOOR)	65B02821-28	52-49-03	BOEING	2	C4	GROUP 7D
215	CROSSOVER DUCTS	65B40100-5	36-10-04	BOEING	2	C1	GROUP 7D
216	APU SYSTEM DUCT	65B40102-6,-12,-15,-17	36-10-04	BOEING	2	C1	GROUP 7D
217	APU SYSTEM DUCT	65B40132-1,-9	36-10-04	BOEING	2	C1	GROUP 7A
218	APU SYSTEM DUCT	65B40134-1,-7,-9	36-10-04	BOEING	2	C1	GROUP 7A
219	CROSSOVER DUCTS	65B40998-3	36-10-04	BOEING	2	C1	GROUP 7A
220	AC. TYPE DUCT	65B41129-1,-7	36-10-04	BOEING	2	C1	GROUP 7A
221	CROSSOVER DUCTS	65B41130-4	36-10-04	BOEING	2	C1	GROUP 7A
222	CROSSOVER DUCTS	65B41131-4	36-10-04	BOEING	2	C1	GROUP 7A
223	CROSSOVER DUCTS	65B41133-1	36-10-04	BOEING	2	C1	GROUP 7A
224	AC. TYPE DUCT	65B41134-6	36-10-04	BOEING	2	C17	GROUP 7A
225	APU SYSTEM DUCT	69B00052-1,-6	36-10-04	BOEING	2	C17	GROUP 7A
226	APU SYSTEM DUCT	69B00053-4	36-10-04	BOEING	2	C17	GROUP 7A
227	APU SYSTEM DUCT	69B00061-7	36-10-04	BOEING	2	C17	GROUP 7A
228	APU SYSTEM DUCT	69B00070-1,-2	36-10-04	BOEING	2	C17	GROUP 7A
229	APU SYSTEM DUCT	69B00071-1,-3	36-10-04	BOEING	2	C17	GROUP 7A



## CAPABILITY LIST

### COMPONENTS OVERHAUL DIVISION

AIESL CAP/01

Part 2

Section 2.1

Issue 2

Rev 0

Dec 2020

SR.NO.	NOMENCLATURE	PART NUMBER	ATA CODE	VENDOR	LEVEL OF MAINT	RATING	REMARKS
230	CROSSOVER DUCTS	69B00082-1,-5	36-10-04	BOEING	2	C17	GROUP 7A
231	WING LE PNEUMATIC DUCT	69B40076 -1	36-10-04	BOEING	2	C17	GROUP 7A
232	CROSSOVER DUCTS	69B40078-1	36-10-04	BOEING	2	C17	GROUP 7A
233	WING LE PNEUMATIC DUCT	69B40125 -1	36-10-04	BOEING	2	C17	GROUP 7A
234	CROSSOVER DUCTS	69B40967-1	36-10-04	BOEING	2	C17	GROUP 7A
235	CROSSOVER DUCTS	69B40968-1	36-10-04	BOEING	2	C17	GROUP 7A
236	CROSSOVER DUCTS	69B40990-1	36-10-04	BOEING	2	C17	GROUP 7A
237	CROSSOVER DUCTS	69B41161-1	36-10-04	BOEING	2	C17	GROUP 7A
238	CROSSOVER DUCTS	69B41284-5	36-10-04	BOEING	2	C17	GROUP 7A
239	WING TIP ASSY.	A5726006000351	57-30-11	AIRBUS	2	C8	GROUP 7C
240	WINDSCREEN 1LH, 1RH	06052-XX, 06053-XX	56-11-11	TRIPLEX	2	C1	GROUP 10C
241	VALVE ASSY	10101000CXXX	38-30-01	SHAW AERO DEVICE	2	C6	GROUP 10D
242	LIFE RAFT	12D11758-22	25-60-1-9	AIR CRUISERS	3	C6	GROUP 10A
243	OUTER PANE	140U4005-XX	56-21-41	BOEING	2	C19	GROUP 10AD
244	CHECK VALVE	14300-065 -054	38-31-11	MONOGRAM SANITATION	2	C6	GROUP 10B
245	TOP & TANK ASSY.	14300-XX	38-31-11	MONOGRAM SANITATION	2	C6	GROUP 10B



## CAPABILITY LIST

AIESL CAP/01

### COMPONENTS OVERHAUL DIVISION

Part 2

Section 2.1

Issue 2

Rev 0

Dec 2020

SR.NO.	NOMENCLATURE	PART NUMBER	ATA CODE	VENDOR	LEVEL OF MAINT	RATING	REMARKS
246	TOP & TANK ASSY.	14311-XXX	38-34-01	MONOGRAM SANITATION	2	C6	GROUP 10C
247	BOWL ASSY.	14312-016	38-34-01	MONOGRAM SANITATION	2	C6	GROUP 10C
248	CHECK VALVE ASSY.	14312-068-X	38-34-01	MONOGRAM SANITATION	2	C6	GROUP 10C
249	DRAIN VALVE ASSLY.	14312-XXX	38-34-03	MONOGRAM SANITATION	3	C6	GROUP 10C
250	BOWL ASSY.	14316-XX	38-31-11	MONOGRAM SANITATION	2	C6	GROUP 10B
251	ROLLER	1460-T100-XX	25-51-32	TELAIR	2	C1	GROUP 10C
252	PALLET LATCH	1547T100-1 -3	25-51-51	ELECTRO PNEUMATIC	3	C6	GROUP 10C
253	PALLET LATCH	1548T100-3	25-51-52	ELECTRO PNEU.	3	C6	GROUP 10B
254	SUNVISOR ASSLY.	160-10758-99, 160-10760-99	25-13-01	RBE APPAREILLAGE	3	C6	GROUP 10B
255	ROLLER BLIND	170-11530-99, 170-11531-99	25-13-03	RBE APPAREILLAGE	3	C19	GROUP 10BC
256	ROLLER BLIND	170-12487-990, 170-12488-990	25-13-30	RBE APPAREILLAGE	3	C19	GROUP 10D
257	ROLLER BLIND	170-12489-990, 170-12490-990	25-13-30	RBE APPAREILLAGE	3	C19	GROUP 10D
258	Y GUIDE	2135T100-1, -3	25-52-39	ELECTRO PNEUMATIC	3	C6	GROUP 10C
259	PALLET LATCH	2137T100-3	25-52-35	ELECTRO PNEUMATIC	3	C6	GROUP 10C
260	CONTAINER LATCH	2138T100-1, -3	25-52-38	ELECTRO PNEUMATIC	3	C6	GROUP 10C



## CAPABILITY LIST

### COMPONENTS OVERHAUL DIVISION

AIESL CAP/01

Part 2

Section 2.1

Issue 2

Rev 0

Dec 2020

SR.NO.	NOMENCLATURE	PART NUMBER	ATA CODE	VENDOR	LEVEL OF MAINT	RATING	REMARKS
261	CONTAINER LATCH	2139T100-5	25-52-34	ELECTRO PNEUMATIC	3	C6	GROUP 10C
262	PALLET LATCH	2143T100-3	25-52-36	ELECTRO PNEUMATIC	3	C6	GROUP 10C
263	LATCH REL. THRUSTER	2174400-13	25-65-13	OEA INC.	3	C6	GROUP 10A
264	WIPER ARM	2314M-116-1, 2314M-116-2	30-44-01	ROSEMOUNT INC.	3	C18	GROUP 10D
265	WIPER BLADE	2315M-54 -1	30-41-01 IPC	ROSEMOUNT INC.	3	C18	GROUP 10AD
266	CAP ASSY	2651-232-1	38-37-04	KAISER ELECPRECISION	2	C6	GROUP 10C
267	LAV DRAIN BALL VV.	2651-278-13, -14, -17,-21	38-38-08,38-38-09	KAISER ELEC.PRECISION	3	C6	GROUP 10DE
268	DRAIN VALVE ASSY	332 SERIES	38-30-06	SHAW AERO DEVICE	3	C6	GROUP 10A
269	DRAIN VALVE ASSLY.	360014300	38-31-15	MONOGRAM SANITATION	3	C6	GROUP 10B
270	SEPARATOR ASSY.	3800-209	38-34-01	MONOGRAM SANITATION	2	C6	GROUP 10C
271	FLEX DRIVE SHAFT	4098954	30-41-18	TELEFLEX SYNERAVIA	2	C6	GROUP 10C
272	WIPER ARM	4099586 ,4099579	30-41-16	TELEFLEX SYN	2	C1	GROUP 10B
273	WIPER BLADE	4099593	30-41-17	TELEFLEX SYNERAVIA	3	C18	GROUP 10C
274	LATCH ASSY	410589-XX	53-21-01	FAIR CHILD	2	C6	GROUP 10D
275	HANDLE ASSY.	411U0004-XX	52-11-56	BOEING	2	C6	GROUP 10D



## CAPABILITY LIST

### COMPONENTS OVERHAUL DIVISION

AIESL CAP/01

Part 2

Section 2.1

Issue 2

Rev 0

Dec 2020

SR.NO.	NOMENCLATURE	PART NUMBER	ATA CODE	VENDOR	LEVEL OF MAINT	RATING	REMARKS
276	PAC BOARD ASSY.	416U5021, 015U0516, 015U0275, 015U0483	25-65-24	BOEING	2	C6	GROUP 10AD
277	WIPER ARM	4227766 ,4227796	30-41-20	TELEFLEX SYNERAVIA	2	C18	GROUP 10BC
278	WIPER BLADE	4239172	30-41-22	TELEFLEX SYNERAVIA	2	C18	GROUP 10C
279	WIPER ARM	4295018 ,4295025	30-41-58	TELEFLEX SYNERAVIA	2	C18	GROUP 10BC
280	P29 GUIDE RAIL ASSY	457U1033-12	25-56-66	TRW	2	C6	GROUP 10A
281	SEPARATOR ASSY.	4684, 4684-X	38-30-01	MONOGRAM SANITATION	2	C6	GROUP 10A
282	DRAIN VALVE ASSY.	4801-XX 4802 -XX 4810-X-X	38-30-03	MONOGRAM SANITATION	3	C6	GROUP 10A
283	CHECK VALVE ASSY.	4803-1-X	38-30-01	MONOGRAM SANITATION	2	C6	GROUP 10A
284	BOWL ASSY.	4811-165	38-30-01	MONOGRAM SANITATION	2	C6	GROUP 10A
285	TOP & TANK ASSY.	4811-XX-XX	38-30-01	MONOGRAM SANIT.N	2	C6	GROUP 10A
286	ASPIRATOR	4A3166, 5A2870	25-64-01	BFG	2	C6	GROUP 10AD
287	DOOR OPENING THRUSTER	5296100	25-65-34	OEA INC.	2	C6	GROUP 10A
288	ZIPPER PANEL	5MA1469-1	25-52--01 IPC	SMR TECHNOLOGY	2	C6	GROUP 10D
289	WINDSHIELD ASSY 1 LH, 1RH	60B10028 -5, 60B10028 -6	56-11-01	P.P.G.	2	C19	GROUP 10AD
290	WINDSHIELD ASSY 1 LH, 1RH	60B10028 -SERIES	56-11-01	TRIPLEX PPG	2	C19	GROUP 10AD



## CAPABILITY LIST

### COMPONENTS OVERHAUL DIVISION

AIESL CAP/01

Part 2

Section 2.1

Issue 2

Rev 0

Dec 2020

SR.NO.	NOMENCLATURE	PART NUMBER	ATA CODE	VENDOR	LEVEL OF MAINT	RATING	REMARKS
291	SURVIVAL KIT ASSY.	60B50082 SERIES	25-66-0405	DME CORP.	3	C6	GROUP 10AD
292	MED ASSY. NO.1	65B01836 - SERIES	52-11-21	BOEING	2	C4	GROUP 10AD
293	MAIN ENTRY DOOR ASSY. #3	65B01842 - SERIES	52-11-41	BOEING	2	C4	GROUP 10AD
294	DOOR ASSY. ACTU.ACCESS	65B02627-XX	52-49-11	BOEING	2	C4	GROUP 10AD
295	APU DOOR ASSLY.	65B02771 SERIES	52-48-41	BOEING	2	C4	GROUP 10AD
296	DOOR ASSY.	65B02821-XX	52-49-21	BOEING	2	C4	GROUP 10AD
297	MED ASSY. #5	65B04248- SERIES	52-11-51	BOEING	2	C4	GROUP 10AD
298	MED ASSY 2&4	65B04311- SERIES	52-11-31	BOEING	2	C4	GROUP 10AD
299	TORQUE TUBE ASSY.	65B04767-XX	52-34-21	BOEING	2	C4	GROUP 10AD
300	ELECTRONIC ACCESS DOOR	65B07057 -XX	52-48-11	BOEING	3	C4	GROUP 10AD
301	HOOK ASSY. BULK CARGO	65B07433-XX	52-36-41	BOEING	2	C4	GROUP 10AD
302	OUTER PANE	65B07673 -XX	56-21-41	BOEING	2	C19	GROUP 10AD
303	RADOME ASSY.	65B07930 SERIES	53-50-03	BOEING	2	C6	GROUP 10AD
304	SPROCKET ASSY.	65B08213-XX	52-11-92	BOEING	2	C4	GROUP 10AD
305	LINK ASSY. UPPER	65B08218-XX	52-11-92	BOEING	2	C4	GROUP 10AD
306	LINK ASSY. BELLCRANK	65B08219-XX	52-11-92	BOEING	2	C4	GROUP 10AD



## CAPABILITY LIST

### COMPONENTS OVERHAUL DIVISION

AIESL CAP/01

Part 2

Section 2.1

Issue 2

Rev 0

Dec 2020

SR.NO.	NOMENCLATURE	PART NUMBER	ATA CODE	VENDOR	LEVEL OF MAINT	RATING	REMARKS
307	CAM PLATE ASSY.	65B08220-XX	DRW. 65B08220 & IPC 53-43-74	BOEING	2	C4	GROUP 10AD
308	BALANCE TUBE ASSLY.	65B09269 - X	52-36-46	BOEING	3	C4	GROUP 10AD
309	LINK ASSY.	65B09629-XX	52-34-21	BOEING	2	C4	GROUP 10AD
310	ELECTRONIC ACCESS DOOR	65B10359-501	52-48-21	BOEING	3	C4	GROUP 10AD
311	HATCH ASSLY.	65B10360 - SERIES	52-22-11	BOEING	2	C4	GROUP 10AD
312	AC ACCESS DOOR	65B10546 SERIES	52-48-36	BOEING	2	C4	GROUP 10AD
313	AC ACCESS DOOR	65B10548 SERIES	52-48-31	BOEING	2	C4	GROUP 10AD
314	AC ACCESS DOOR	65B10554 SERIES	52-48-35	BOEING	2	C4	GROUP 10AD
315	REFUELLING ACCESS DOOR	65B10882 SERIES	52-49-31	BOEING	2	C4	GROUP 10AD
316	MEC DOOR	65B11970-42	53-21-05 IPC	BOEING	2	C4	GROUP 10D
317	MECHANISM ASSY., ME DDOR	65B13164-XX	52-11-61	BOEING	2	C4	GROUP 10AD
318	ELECTRONIC ACCESS DOOR	65B20204 -1	52-48-21	BOEING	3	C4	GROUP 10AD
319	HATCH ASSY.	65B20223-XX	52-22-11	BOEING	2	C4	GROUP 10AD
320	WINDSHIELD ASSY. 2LH 2RH	65B27042-1 -2	56-11-01	TRIPLEX	2	C4	GROUP 10AD
321	WINDSHIELD ASSY. 3LH 3RH	65B27043-1 -2	56-11-01	TRIPLEX	2	C4	GROUP 10AD
322	WINDSHIELD ASSY. 2LH 2RH	65B27046-1 -2	56-11-01	P.P.G.	2	C4	GROUP 10AD





## CAPABILITY LIST

### COMPONENTS OVERHAUL DIVISION

AIESL CAP/01

Part 2

Section 2.1

Issue 2

Rev 0

Dec 2020

SR.NO.	NOMENCLATURE	PART NUMBER	ATA CODE	VENDOR	LEVEL OF MAINT	RATING	REMARKS
323	WINDSHIELD ASSY. 3LH 3RH	65B27047-1 -2	56-11-01	P.P.G.	2	C4	GROUP 10AD
324	PLENUM ASSY	65B40945-XX	30-41-26 IPC	BOEING	2	C1	GROUP 10A
325	WORK TABLE	65B41164 -XX	25-19-01 IPC	BOEING	3	C6	GROUP 10D
326	REVEAL ASSY.	65B50091 -XX	56-21-11	BOEING	3	C1	GROUP 10A
327	REVEAL ASSY.	65B50196-XX	56-21-13	BOEING	3	C1	GROUP 10A
328	GIRT BAR ASSY.	65B50267 -X -XX	25-65-13	BOEING	3	C6	GROUP 10AD
329	02 BOTTLE CONTAINER	65B50593 -XX	35-31-10 IPC	BOEING	2	C6	GROUP 10AD
330	HANDLE ASSY.	65B51305-XX	52-11-56	BOEING	2	C4	GROUP 10AD
331	PACK ASSY.	65B5275152, 65B54219, 015U0773, 63B13299, 65B52474, 65B52519	25-65-01	BOEING	2	C6	GROUP 10A
332	INTEGRATED MECH. ASSY.	65B53225 -1	25-61-11	BOEING	3	C6	GROUP 10A
333	MODE SEL.COVER ASSY.	65B56140 -XX	52-11-02 IPC	BOEING	3	C4	GROUP 10AD
334	02 BOTTLE CONTAINER	65B58960 -XX	25-62-62 IPC	BOEING	2	C6	GROUP 10A
335	GUIDE ASSY.	65B60024 -1,-3	25-54-41	TRW	3	C6	GROUP 10A
336	RESTRAINT ASSY.	65B60027 -1	25-54-51	TRW	3	C6	GROUP 10AD
337	RESTRAINT ASSY.	65B60036 -14Thru-17	25-54-61	TRW	3	C6	GROUP 10A



## CAPABILITY LIST

### COMPONENTS OVERHAUL DIVISION

AIESL CAP/01

Part 2

Section 2.1

Issue 2

Rev 0

Dec 2020

SR.NO.	NOMENCLATURE	PART NUMBER	ATA CODE	VENDOR	LEVEL OF MAINT	RATING	REMARKS
338	TORQUE TUBE ASSY.	65B60048-XX	25-53-12	TRW	2	C6	GROUP 10AD
339	RESTRAINT ASSY.	65B60049 -5,-7	25-54-71	TRW	3	C6	GROUP 10A
340	CTR GUIDE ASSY.	65B60104 -1	25-54-31	TRW	3	C6	GROUP 10A
341	STOP ASSY.	65B60109-XX	25-54-28	TRW	2	C6	GROUP 10AD
342	SHAFT ASSY.	65B60123-XX, 65B60125-XX	25-53-32	TRW	2	C6	GROUP 10AD
343	AXLE ASSY.	65B60124 -7	25-53-21	TRW	3	C6	GROUP 10AD
344	WHEEL ASSY- RETRACT.	65B60127 -XX	25-53-11	TRW	3	C6	GROUP 10AD
345	WHEEL ASSY- RETRACT.	65B60128 -XX	25-53-11	TRW	3	C6	GROUP 10AD
346	ROLLER TRAY	65B60176-XX	25-54-11	TRW	2	C6	GROUP 10AD
347	SPLITTER RAIL ASSY.	65B60200 -6	25-54-81	TRW	3	C6	GROUP 10AD
348	GUIDE ASSY.	65B60291-XX	25-54-22	TRW	2	C6	GROUP 10AD
349	PALLET LOCK ASSY.	65B60400 -1	25-54-25	TRW	3	C6	GROUP 10A
350	PALLET LOCK ASSY.	65B60401 -1	25-54-26	TRW	3	C6	GROUP 10A
351	STOP ASSY.	65B60402-XX	25-54-27	TRW	2	C6	GROUP 10AD
352	GUIDE ASSY.	65B60427 -1, -8	25-54-23	TRW	3	C6	GROUP 10AD
353	GUIDE ASSY.	65B60428 -1	25-54-24	TRW	3	C6	GROUP 10A



## CAPABILITY LIST

### COMPONENTS OVERHAUL DIVISION

AIESL CAP/01

Part 2

Section 2.1

Issue 2

Rev 0

Dec 2020

SR.NO.	NOMENCLATURE	PART NUMBER	ATA CODE	VENDOR	LEVEL OF MAINT	RATING	REMARKS
354	RESTRAINT ASSY.	65B60436 -3	25-54-52	TRW	3	C6	GROUP 10A
355	RESTRAINT ASSY.	65B60444 -7, -8	25-54-53	TRW	3	C6	GROUP 10A
356	GUIDE ASSY.	65B60490-1	25-54-40	TRW	3	C6	GROUP 10A
357	RESTRAINT ASSY.	65B60653 -1	25-54-72	TRW	3	C6	GROUP 10A
358	CTR GUIDE ASSY.	65B60671 -1	25-54-31	TRW	3	C6	GROUP 10AD
359	GUIDE ASSY.	65B60696 -1, -6	25-54-42	TRW	3	C6	GROUP 10A
360	RESTRAINT ASSY.	65B60900 -4 To -10	25-54-55	TRW	3	C6	GROUP 10AD
361	GUIDE ASSY.	65B61130 -1, -3, -5	25-54-41	TRW	3	C6	GROUP 10A
362	RESTRAINT ASSY.	65B61131 -1 To -6	25-54-54	TRW	3	C6	GROUP 10A
363	GUIDE ASSY.	65B61141 -1, -6	25-54-43	TRW	3	C6	GROUP 10A
364	PALLET LOCK ASSY.	65B61262 - X	25-54-33	TRW	3	C6	GROUP 10AD
365	PALLET LOCK ASSY.	65B61263 -XX	25-54-34	TRW	3	C6	GROUP 10A
366	CARGO VIEWER	65B62056 -1	56-41-17 IPC	BOEING	3	C1	GROUP 10A
367	OBOARD RAIL ASSY.	65B63223-XX	25-57-55	TRW	2	C6	GROUP 10A
368	CASTER ASSY	65B63260-3	25-57-67	TRW	2	C6	GROUP 10A
369	CASTER TRAY ASSY.	65B63271 -62 , -64	25-57-05	TRW	3	C6	GROUP 10A



## CAPABILITY LIST

### COMPONENTS OVERHAUL DIVISION

AIESL CAP/01

Part 2

Section 2.1

Issue 2

Rev 0

Dec 2020

SR.NO.	NOMENCLATURE	PART NUMBER	ATA CODE	VENDOR	LEVEL OF MAINT	RATING	REMARKS
370	CTR GUIDE AND RESTRAINT.	65B63406 -XX	25-57-05	TRW	3	C6	GROUP 10A
371	END STOP ASSY.	65B63424-XX	25-57-70	TRW	2	C6	GROUP 10A
372	CASTER TRAY ASSY.	65B63455-XX	25-57-70	TRW	2	C6	GROUP 10A
373	LOCK ASSY	65B63477-XX	25-58-24	TRW	3	C6	GROUP 10A
374	BUMPER ASSY	65B63725-502	25-58-52	TRW	3	C6	GROUP 10A
375	SILL ROLLER CASTER ASSY.	65B63733 -XX	25-57-74	TRW	3	C6	GROUP 10A
376	CASTER ASSY	65B63782-1	25-57-70	TRW	3	C6	GROUP 10A
377	CASTER ASSY	65B63784-506	25-57-70	TRW	2	C6	GROUP 10A
378	ROD ASSY.	69B10069-XX	52-11-92	BOEING	2	C4	GROUP 10A
379	NOZZLE ASSY.	69B42278 -XX	30-41-03	BOEING	3	C6	GROUP 10A
380	DAMPER EMER.ACTUATING	701-5097000	52-11-02	RATIER FIGEAC	3	C4	GROUP 10BC
381	CONTROL ASSY.	7-41966 -X	38-30-01	TELEFLEX	3	C6	GROUP 10A
382	CONTROL ASSY	7-42041-1 TO 8	38-30-02	TRIUMPH CONTROL	3	C6	GROUP 10A
383	CONTROL ASSY.	7-42041-X	38-30-02	TELEFLEX	3	C6	GROUP 10A
384	TOILET DRAIN VV CONTRL ASSY	7-42042-1 THRU -6	38-30-03	TRIUMPH CONTROL	3	C6	GROUP 10A
385	CONTROL ASSY.	7-43140- SERIES	38-30-04	TRIUMPH CONTROL	3	C6	GROUP 10A



## CAPABILITY LIST

### COMPONENTS OVERHAUL DIVISION

AIESL CAP/01

Part 2

Section 2.1

Issue 2

Rev 0

Dec 2020

SR.NO.	NOMENCLATURE	PART NUMBER	ATA CODE	VENDOR	LEVEL OF MAINT	RATING	REMARKS
386	CONTROL ASSY.	7-43196	38-30-06	TELEFLEX	3	C6	GROUP 10A
387	CONTROL ASSY.	7-43466	38-30-08	TELEFLEX	3	C6	GROUP 10A
388	CONTROL ASSY, WASTE TANK DRAIN VV	7-44758-XX	38-30-12	TRUMP CONTROLS	2	C6	GROUP 10D
389	4" MAN.OPER. BALL VALVE	77865-1	38-31-15	EATON CONTROL	3	C6	GROUP 10C
390	ESCAPE RAMP	7A1107 SERIES	25-67-01	B.F. GOODRICH	3	C6	GROUP 10A
391	SLIDE RAFT	7A1238 SERIES	25-66-04	B.F. GOODRICH	3	C6	GROUP 10A
392	SLIDE RAFT	7A1239 SERIES	25-66-05	B.F. GOODRICH	3	C6	GROUP 10A
393	ESCAPE SLIDE	7A1248 SERIES	25-68-02	B.F. GOODRICH	3	C6	GROUP 10A
394	OFF WING ESCAPE SLIDE	7A1252 SERIES	25-65-02	B.F. GOODRICH	3	C6	GROUP 10A
395	ESCAPE RAMP	7A1254 SERIES	25-67-02	B.F. GOODRICH	3	C6	GROUP 10A
396	ESCAPE SLIDE ASSY.	7A1323 SERIES	25-68-04	B.F. GOODRICH	3	C6	GROUP 10AD
397	PACK BOARD ASSY.	7A1338-XX	25-61-02	TRW	2	C6	GROUP 10A
398	ESCAPE RAMP SLIDE MED #.3	7A1418 SERIES	25-65-05	B.F. GOODRICH	3	C6	GROUP 10D
399	SLIDE RAFT	7A1447 SERIES	25-66-16	B.F. GOODRICH	3	C6	GROUP 10A
400	SLIDE RAFT	7A1448 SERIES	25-66-17	B.F. GOODRICH	3	C6	GROUP 10A
401	SLIDE RAFT	7A1467 SERIES	25-66-19	B.F. GOODRICH	3	C6	GROUP 10D



## CAPABILITY LIST

### COMPONENTS OVERHAUL DIVISION

AIESL CAP/01

Part 2

Section 2.1

Issue 2

Rev 0

Dec 2020

SR.NO.	NOMENCLATURE	PART NUMBER	ATA CODE	VENDOR	LEVEL OF MAINT	RATING	REMARKS
402	SLIDE RAFT	7A1469 SERIES	25-66-20	B.F. GOODRICH	3	C6	GROUP 10D
403	SLIDE RAFT	7A1479 SERIES	25-66-18	B.F. GOODRICH	3	C6	GROUP 10AD
404	SHUTTER ASSY	87-12870-0021	25-31-01	CARP INDUSTRIES	3	C6	GROUP 10D
405	PAN ASSY	A247455501200	25-41-02 IPC	AIRBUS	2	C6	GROUP 10C
406	SUNVISER ASSY	A25120405001C00	25-13-01 IPC	AIRBUS	2	C6	GROUP 10C
407	MASK ASSY. (WINDOW)	A2527154902000, A2527154902200	25-23-21 IPC	AIRBUS	3	C6	GROUP 10C
408	MASK ASSY. (WINDOW)	A2527154903800, A2527154904000	25-23-21 IPC	AIRBUS	3	C6	GROUP 10C
409	SHROUD ASSY	A2547052008251	25-41-01 IPC	AIRBUS	2	C6	GROUP 10C
410	SHROUD ASSLY.	A2547576500800	25-42-62 IPC	AIRBUS	2	C6	GROUP 10C
411	GUIDE ASSY.	A2577074100000	25-51-48	AIRBUS	2	C6	GROUP 10C
412	LATCH ASSY	A2577080601600	25-51-44 IPC	AIRBUS	2	C6	GROUP 10C
413	LATCH ASSY	A2577148300800	25-51-57	AIRBUS	2	C6	GROUP 10C
414	Y GUIDE ASSY	A2577231000400	25-52-46 IPC	AIRBUS	2	C6	GROUP 10C
415	Y GUIDE ASSY	A2577285000200	25-52-49	AIRBUS	2	C6	GROUP 10C
416	COVER ASSY	A2841300600101	52-42-03 IPC	AIRBUS	2	C4	GROUP 10B
417	LATCH ASSY	A2843301500000	52-42-03 IPC	AIRBUS	2	C4	GROUP 10B



## CAPABILITY LIST

### COMPONENTS OVERHAUL DIVISION

AIESL CAP/01

Part 2

Section 2.1

Issue 2

Rev 0

Dec 2020

SR.NO.	NOMENCLATURE	PART NUMBER	ATA CODE	VENDOR	LEVEL OF MAINT	RATING	REMARKS
418	GIRT BAR ASSY	A521109900XXX	52-11-11 IPC	AIRBUS	2	C4	GROUP 10C
419	PANEL ACCESS	A5237020700600	52-31-11 IPC	AIRBUS	2	C4	GROUP 10C
420	BALANCE MECHANISM	A5237805000400	52-34-41 IPC	AIRBUS	2	C4	GROUP 10C
421	COVER ASSY	A5241002400401	52-42-01 IPC	AIRBUS	2	C4	GROUP 10C
422	DOOR ASSLY. (FWD.LAV)	A5241015300000, A5241015300100	52-42-01 IPC	AIRBUS	3	C4	GROUP 10C
423	MANHOLE COVER	A5247500000800 A5377072800200	52-41-15	AIRBUS	3	C4	GROUP 10C
424	WATER SERVICE PANEL	A5247510900800	52-42-13 IPC	AIRBUS	3	C4	GROUP 10C
425	COVER ASSLY. (MID LAV)	A5247514700800	52-42-11 IPC	AIRBUS	3	C4	GROUP 10C
426	COVER (CARGO DR UNLCK)	A5357553800200	52-42-15 IPC	AIRBUS	3	C4	GROUP 10C
427	WINDOW (SLIDING) ACT.MECH.	A53610275009, A53610275012	56-12-11	AIRBUS	2	C4	GROUP 10C
428	COVER (FWD.CARGO CNTRL PNL)	A5377302400400	52-42-19 IPC	AIRBUS	3	C1	GROUP 10C
429	COVER ASSLY. AFT. LAV DRAIN	A5398013000200	52-42-11 IPC	AIRBUS	3	C4	GROUP 10C
430	INNER PANE	A5627000720400	56-21-11	AIRBUS	2	C4	GROUP 10C
431	OUTER PANE	A5627003620000	56-21-11	AIRBUS	2	C19	GROUP 10C
432	RADOME ASSLY.	A9232024200012	53-51-11	AIRBUS	2	C19	GROUP 10C
433	AUTO XY GUIDE	A9259162000800	25-52-58	AIRBUS	3	C6	GROUP 10C



## CAPABILITY LIST

### COMPONENTS OVERHAUL DIVISION

AIESL CAP/01

Part 2

Section 2.1

Issue 2

Rev 0

Dec 2020

SR.NO.	NOMENCLATURE	PART NUMBER	ATA CODE	VENDOR	LEVEL OF MAINT	RATING	REMARKS
434	SHROUD ASSY	B0040500-001BG3	25-45-01 IPC	BOEING	2	C6	GROUP 10D
435	ROYLITE PAN	B0044571006GR5	25-41-75 IPC	BOEING	2	C6	GROUP 10A
436	SURVIVAL KIT ASSEMBLY	D13567-XXX	25-60-10	AIR CRUISERS	3	C6	GROUP 10A
437	ROTARY MECH. ACTUATOR	D2067 SERIES	52-30-02	EMCO DIVISION	3	C6	GROUP 10AD
438	PAX. LIFE VEST	D21343-151	25-60-05	AIR CRUISER	3	C6	GROUP 10AD
439	CREW LIFE VEST	D21344-135	25-60-05	AIR CRUISER	3	C6	GROUP 10AD
440	LIFE RAFT	D23940-141	25-60-10	AIR CRUISERS	3	C6	GROUP 10A
441	SLIDE RAFT	D30545-201	25-61-17	AIR CRUISER	3	C6	GROUP 10B
442	SLIDE RAFT	D30546-201	25-61-17	AIR CRUISER	3	C6	GROUP 10C
443	SLIDE RAFT ASSY	D30546-XXX, XXX	25-61-39	AIR CRUISER	3	C6	GROUP 10C
444	ESCAPE SLIDE	D31021-105	25-60-42	AIR CRUISER	3	C6	GROUP 10B
445	OVERWING SLIDE	D31022 SERIES	25-60-41	AIRCUISER	3	C6	GROUP 10C
446	LATCH ASSY	H2258-1	52-21-20	HARTWELL CORP.	2	C4	GROUP 10D
447	LATCH ASSY	H2295-9	52-34-21	HARTWELL CORP.	2	C6	GROUP 10C
448	LATCH ASSY	H29K920	52-48-01	HARTWELL CORP.	2	C4	GROUP 10AD
449	LATCH ASSY	H414-19	52-36-15	HARTWELL CORP.	2	C4	GROUP 10D





## CAPABILITY LIST

### COMPONENTS OVERHAUL DIVISION

AIESL CAP/01

Part 2

Section 2.1

Issue 2

Rev 0

Dec 2020

SR.NO.	NOMENCLATURE	PART NUMBER	ATA CODE	VENDOR	LEVEL OF MAINT	RATING	REMARKS
450	LATCH ASSY	H759-85	52-51-17	HARTWELL CORP.	2	C4	GROUP 10D
451	WINDOW REVEAL ASSY.	HPD5-74125 -XX	25-21-00 IPC	HEATH TECHNA	3	C6	GROUP 10A
452	CONTROL ASSY.	L32A300-132-1	38-30-06	TELEFLEX	3	C6	GROUP 10B
453	CONTROL ASSY.	L32A300-132-2	38-30-07	TELEFLEX	3	C6	GROUP 10B
454	CONTROL ASSY.	L32A300-66,-67,-69,-70	38-30-01	TELEFLEX	3	C6	GROUP 10B
455	CONTROL ASSY.	L32A310 -276	38-31-21	TELEFLEX	3	C6	GROUP 10C
456	CONTROL ASSY.	L32A310 SERIES	38-31-18	TELEFLEX	3	C6	GROUP 10C
457	CONTROL ASSY.	L32A310-188,-189	38-31-14	TELEFLEX	3	C6	GROUP 10C
458	CONTROL ASSY.	L32A310-190-191	38-31-15	TELEFLEX	3	C6	GROUP 10C
459	CONTROL ASSY.	L32A310-196 -X	38-31-13	TELEFLEX	3	C6	GROUP 10C
460	CONTROL ASSY.	L32A310-211-1	38-31-19	TELEFLEX	3	C6	GROUP 10C
461	CONTROL ASSY.	L32A310-219-1	38-31-16	TELEFLEX	3	C6	GROUP 10C
462	CONTROL ASSY.	L3A300-2	38-30-02	TELEFLEX	3	C6	GROUP 10B
463	WINDSHIELD ASSY. 1LH 1RH	NP 175201-X	56-11-11	P P G	2	C19	GROUP 10C
464	WINDSHIELD ASSY. 2LH 2RH	NP 175202-X	56-12-11	P P G	2	C19	GROUP 10C
465	WINDSHIELD ASSY. 3LH 3RH	NP 175203-X	56-11-12	P P G	2	C19	GROUP 10C



## CAPABILITY LIST

AIESL CAP/01

### COMPONENTS OVERHAUL DIVISION

Part 2

Section 2.1

Issue 2

Rev 0

Dec 2020

SR.NO.	NOMENCLATURE	PART NUMBER	ATA CODE	VENDOR	LEVEL OF MAINT	RATING	REMARKS
466	WINDSHIELD ASSY. 2LH 2RH	NP 175232-X	56-12-11	P P G	2	C19	GROUP 10C
467	WINDSHIELD ASSY. 3LH 3RH	NP 175233-X	56-11-12	P P G	2	C19	GROUP 10C
468	SUNVISER ASSY	RBOE-747-300 RBOE-747-200-XX	ROSENI PC1-1-2	ROSEN PRODUCT	2	C6	GROUP 10D
469	SURVIVAL KIT.	S416U001-X -2 -4	25(DWG)	DMEEASTERN	2	C6	GROUP 10A
470	WINDSHIELD ASSY	SPSA340-1-4-1	56-11-31	SULLY PRODUCTS	2	C19	GROUP 10C
471	WINDSHIELD ASSY	SPSA340-2-4-1	56-11-31	SULLY PRODUCTS	2	C19	GROUP 10C
472	WINDOW ASSY. 1RH	TGA300-1-XX-XX	56-11-11	SULLY PRODUCTS	2	C19	GROUP 10C
473	WINDOW ASSY. 1LH	TGA300-2-XX-XX	56-11-11	SULLY PRODUCTS	2	C19	GROUP 10C
474	WINDOW ASSY. 2RH	TGA300-3-XX-XX	56-11-12	SULLY PRODUCTS	2	C19	GROUP 10B
475	WINDOW ASSY. 2LH	TGA300-4-XX-XX	56-11-12	SULLY PRODUCTS	2	C19	GROUP 10B
476	WINDOW ASSY. 3RH	TGA300-5-XX-XX	56-11-13	SULLY PRODUCTS	2	C19	GROUP 10C
477	WINDOW ASSY. 3LH	TGA300-6-XX-XX	56-11-13	SULLY PRODUCTS	2	C19	GROUP 10C
478	PAX SEAT BELTS	502745 SERIES MODEL 502751	25 (O & SM)	AMSAFE	1	C6	GROUP 10C
479	ROLLER BLIND	170-156XX-990	25-13-30	RBE	2	C6	GROUP 10C
480	ROLLER ASSEMBLY	65B50232-7	56-21-11	BOEING	2	C19	GROUP 10D
481	GIRT BAR	A5211060XXXXXX	52-13-22	AIRBUS	2	C4	GROUP 10C



## CAPABILITY LIST

### COMPONENTS OVERHAUL DIVISION

AIESL CAP/01

Part 2

Section 2.1

Issue 2

Rev 0

Dec 2020

SR.NO.	NOMENCLATURE	PART NUMBER	ATA CODE	VENDOR	LEVEL OF MAINT	RATING	REMARKS
482	GIRT BAR	R5212030000XXX	53-13-22	AIRBUS	2	C6	GROUP 10C
483	GIRT BAR	F5217044000000	53-13-22	AIRBUS	2	C6	GROUP 10C
484	LAVATORIES	811747 THRU 811750 Series 8000	25-41-32	WEBER	2	C6	GROUP 10A
485	LAVATORIES	811747 THRU 811750 Series 6000	25-40-85	WEBER	2	C6	GROUP 10A
486	LUMBER SUPPORT	CU-975-XXX-00	25-20-02	JASCO	1	C6	GROUP 10A
487	HARNESS ASSEMBLY	502284-XXX	25 (O & SM)	AMSAFE	1	C6	GROUP 10C
488	REVEAL ASSY.-WINDOW PAX CABIN	411U1230-XX	25-21-05	BOEING	2	C6	GROUP 10D
489	COVER ASSY.	A5247002300800	52-42-15	AIRBUS INDUSTRIES	2	C4	GROUP 10C
490	SLIDING SIDE WINDOW AND ACTUATING MECHANISM ASSY.	A53612176 SERIES	56-12-11	AIRBUS INDUSTRIES	2	C19	GROUP 10C
491	ROD ROTATING	A5281000400001	52-82-13	AIRBUS INDUSTRIES	2	C4	GROUP 10C
492	GUIDE -Y-MOVABLE	A2577075201200	25-51-46	AIRBUS INDUSTRIES	2	C6	GROUP 10C
493	FIRST OFFICER'S SEAT	3A090-0056-XX-X	25-10-1997	IPECO	3	C6	GROUP 10D
494	PILOT SEAT	3A090-0055-XX-X	25-10-1997	IPECO	3	C6	GROUP 10D
495	OVER WING SLIDE RAFT ASSY	7A1297-XXX	25-62-02	GOODRICH	3	C6	GROUP 10C
496	SLIDE RAFT ASSY	7A1300-XXX	25-62-09	GOODRICH	3	C6	GROUP 10C



## CAPABILITY LIST

### COMPONENTS OVERHAUL DIVISION

AIESL CAP/01

Part 2

Section 2.1

Issue 2

Rev 0

Dec 2020

SR.NO.	NOMENCLATURE	PART NUMBER	ATA CODE	VENDOR	LEVEL OF MAINT	RATING	REMARKS
497	LIFE RAFT ASSY	64356-XXX	25-62-15	AIR CRUISERS COMPANY	3	C6	GROUP 10
498	WINDOW ASSEMBLY	141W7400-1-2	56-11-07	BOEING PPG	3	C19	GROUP 10F
499	PR. VESSEL CNTRL DEVICE	1270154-4 1270156-4	52-20-01	STR.COMP.IND.	3	C4	GROUP 11
500	AIR RESERVOIR ASSY	14D17064-5	25 (Doc)	WALTER KIDDIE	3	C6	GROUP 11
501	DIS. INDICATOR ASSY.	18603	26-20-10	HTL IND. INC.	3	C18	GROUP 11
502	COLD GAS	25996-303	25-61-15	ROCKET RESEARCH CO	3	C6	GROUP 11
503	FIREX (LAV)	30100022- XX	26-25-04	PACIFIC SCIENTIFIC HTL DIV.	1	C18	GROUP 11
504	FIREX (APU)	33600005-1 THRU -3	26-20-05	PAC.SCIENTIFIC HTL DIV.	1	C18	GROUP 11
505	FIREX (ENG)	33600021, 33600021-25,-36	26-22-25	HTL ADVANCED TECH.	1	C18	GROUP 11
506	FIREX (ENG)	33603903 P	26-22-25	HTL ADVANCED TECH.	1	C18	GROUP 11
507	FIREX (APU)	34504901-41	26-22-27	PAC.SCIENTIFIC HTL DIVN.	1	C18	GROUP 11
508	FIREX (APU)	34504901P, 34504901P-35	26-22-26	HTL ADVANCED TECH.	1	C18	GROUP 11
509	FIREX (ENG)	34600001 -45	26-22-27	PAC.SCIENTIFIC HTL DIVN.	1	C18	GROUP 11
510	FIREX (ENG)	34600001P-37	26-22-25	HTL ADVANCED TECH.	1	C18	GROUP 11
511	FIREX (CARGO)	34900004 -33	26-23-22	PAC.SCIENTIFIC HTL DIVN.	1	C18	GROUP 11



## CAPABILITY LIST

AIESL CAP/01

### COMPONENTS OVERHAUL DIVISION

Part 2

Section 2.1

Issue 2

Rev 0

Dec 2020

SR.NO.	NOMENCLATURE	PART NUMBER	ATA CODE	VENDOR	LEVEL OF MAINT	RATING	REMARKS
512	FIREX (CARGO)	34900005 -34	26-23-23	PAC.SCIENTIFIC HTL DIVN.	1	C18	GROUP 11
513	FIREX (CARGO)	34900006-40	26-23-33	PAC.SCIENTIFIC HTL DIVN.	1	C18	GROUP 11
514	FIREX (CARGO)	34900011-1	26-23-39	PAC.SCIENTIFIC HTL DIVN.	1	C18	GROUP 11
515	FIREX (CARGO)	34907900M, 34907900M-12	26-23-27	HTL ADVANCED TECH.	1	C18	GROUP 11
516	FIREX (CARGO)	35200002-1 THRU -3	26-20-22	PACIFIC SCIENTIFIC	1	C18	GROUP 11
517	FIREX (CARGO)	35200005-1	26-23-39	PAC.SCIENTIFIC HTL DIVN.	1	C18	GROUP 11
518	FIREX (CARGO)	35207900M-6,-11	26-23-27	HTL ADVANCED TECH.	1	C18	GROUP 11
519	FIREX HALON 1211	40-0103	26(Doc)	EPS INTERNATIONAL INC	1	C18	GROUP 11
520	PORT. HALON FIRE EXTNG.	466040	26-21-39	KIDDE AEROSPACE	1	C18	GROUP 11
521	CO2N2 RESRVR ASSY.-UD SLIDE	4A3037- XX	25-60-01	B.F. GOODRICH	3	C6	GROUP 11
522	CO2N2 RESERVOIR ASSY.	4A3056-XX	25-60-04	B.F. GOODRICH	3	C6	GROUP 11
523	CO2N2 RESVR ASSY.EBEEBN	4A3221-XX	25-60-05	B.F. GOODRICH	3	C6	GROUP 11
524	CO2N2 RESRVR ASSY.MED NO.3	4A3416-XX	25-60-11	B.F. GOODRICH	3	C6	GROUP 11
525	PORT OXY. CYL	5500-XXX	35-32-18	SC OTT AVIATION CO.	3	C15	GROUP 11
526	PORT OXY. CYL	5600-XXX	35-32-18	SC OTT AVIATION CO.	3	C15	GROUP 11



## CAPABILITY LIST

### COMPONENTS OVERHAUL DIVISION

AIESL CAP/01

Part 2

Section 2.1

Issue 2

Rev 0

Dec 2020

SR.NO.	NOMENCLATURE	PART NUMBER	ATA CODE	VENDOR	LEVEL OF MAINT	RATING	REMARKS
527	CO2N2 RESERVOIR ASSY.	5A2644-XX	25-60-08	B.F. GOODRICH	3	C6	GROUP 11
528	CO2N2 RESERVOIR ASSY.	5A2832-XX	25-60-12	B.F. GOODRICH	3	C6	GROUP 11
529	DAMPER & EMER. ACT. CYL.	701-509700080	52-11-02	RATIER FIGEAC	3	C4	GROUP 11
530	FIREX HALON	74-00	26-24-05	TOTAL WALTHER	1	C18	GROUP 11
531	MAIN OXYGEN CYLINDER	801307-00	35-23-07	SC OTT AVIATION CO.	3	C15	GROUP 11
532	DISCHARGE INDICATOR	802642 875578 877292 877292-01	26-20-50	KIDDE AEROSPACE	3	C18	GROUP 11
533	EMER.POWER RESERVOIR	803300-30 TO -35,	52-10-02	H.R. TEXTRON	3	C4	GROUP 11
534	EMER.POWER RESERVOIR	803300-37 TO -39	52-10-02	H.R. TEXTRON	3	C4	GROUP 11
535	MAIN OXYGEN CYLINDER ASSY.	804044-XX	35-20-44	AVOX SYSTEM INC	3	C15	GROUP 11
536	EMER.POWER RESERVOIR	814200-20	52-10-03	HR TEXTRON (APCO)	3	C4	GROUP 11
537	OXY. CYL. VALVE ASSY.	891411-14	35-11-41	EROS EQUIPMENTS	3	C15	GROUP 11
538	OXY. CYL. VALVE ASSY.	891511-14	35-11-41	EROS EQUIPMENTS	3	C15	GROUP 11
539	FIREX LIQD TYPE-WATER	892480	26-20-20	KIDDE AEROSPACE	3	C18	GROUP 11
540	FIREX HALON 1211	898052	26-21-39	KIDDE AEROSPACE	1	C18	GROUP 11
541	PORT OXY CYL.	9700-XXX	35-31-55	SCOTT AVIATION CO.	3	C15	GROUP 11
542	PCKT. OXY. CYL.	9800-SERIES	35-31-55	SCOTT AVIATION	3	C15	GROUP 11



## CAPABILITY LIST

### COMPONENTS OVERHAUL DIVISION

AIESL CAP/01

Part 2

Section 2.1

Issue 2

Rev 0

Dec 2020

SR.NO.	NOMENCLATURE	PART NUMBER	ATA CODE	VENDOR	LEVEL OF MAINT	RATING	REMARKS
				CO.			
543	FIREX (LAV)	A800100 – XXX, G800100-XXX	26-25-04	KIDDE AEROSPACE	1	C18	GROUP 11
544	FIREX (CARGO)	A812700 - XX	26-20-51	KIDDE AEROSPACE	1	C18	GROUP 11
545	FIREX (ENGG)	A813600 - XX	26-20-06	KIDDE AEROSPACE	1	C18	GROUP 11
546	FIRE EXT. BOTTLE (APU)	A820400-XX	26-21-41	KIDDE AEROSPACE	1	C18	GROUP 11
547	FIREX (LAV)	A825100 - XX	26-25-04	KIDDE AEROSPACE	1	C18	GROUP 11
548	FIRE EXT. BOTTLE (ENGINE)	A83800-XX	26-20-78	KIDDE AEROSPACE	1	C18	GROUP 11
549	FIREX 1.5 KG. BCF	BA51015-X, BA51015R-X	26-20-30	FIRE FIGHTING ENTPR.	1	C18	GROUP 11
550	CO2N2 RESERVOIR ASSY	C17638-109	25-60-10	AIR CRUISER CO.	3	C6	GROUP 11
551	CO2N2 RESERVOIR ASSY	D17785-101-102	25-60-49	AIRCRAISER CO	2	C6	GROUP 11
552	CO2N2 RESRVR ASSY- EBNEBE	D17873-101	25-60-50	AIR CRUISER CO.	3	C6	GROUP 11
553	CO2N2 RESERVOIR ASSY	D17925-101,-103	25-65-02	AIRCRAISER CO	3	C6	GROUP 11
554	CO2N2 RESERVOIR ASSY	D17925-103	25-65-02	AIRCRAISER CO	3	C6	GROUP 11
555	CO2N2 RESERVOIR ASSY	D17925-105,-107,-111,-109	25-65-03	AIRCRAISER CO	3	C6	GROUP 11
556	CO2N2 RESERVOIR ASSY	D17926-101, -102	25-65-04	AIRCRAISER CO	3	C6	GROUP 11
557	CO2N2 RESERVOIR ASSY	D18257-101TO106	25-61-11	AIR CRUISER CO.	2	C6	GROUP 11



## CAPABILITY LIST

### COMPONENTS OVERHAUL DIVISION

AIESL CAP/01

Part 2

Section 2.1

Issue 2

Rev 0

Dec 2020

SR.NO.	NOMENCLATURE	PART NUMBER	ATA CODE	VENDOR	LEVEL OF MAINT	RATING	REMARKS
558	FILTER ASSY WATER ABSORBING	QA06113	26-20-61	PALL	2	C18	GROUP 11
559	STORED PRESS.242 GAL	WP-61	26(Doc)	BADGER POWHATAN	3	C18	GROUP 11
560	FIRE EXT. BOTTLE APU	34200402-XX	26-23-43	PACIFIC SCIENTIFIC	1	C18	GROUP 11
561	FIRE EXT. BOTTLE (CARGO)	473474-XX	26-21-44	KIDDE AEROSPACE	1	C18	GROUP 11
562	FIRE EXT. BOTTLE (CARGO)	473475-XX	26-21-45	KIDDE AEROSPACE	1	C18	GROUP 11
563	OXYGEN BOTTLES	89794015	35-21-22	EROS	3	C15	GROUP 11
564	RESERVOIR ASSY	4A3206-XX	25-62-11	GOODRICH	3	C6	GROUP 11
565	CO2-N2 RESERVOIR ASSY.	4A3904-XX	25-60-35	GOODRICH	3	C6	GROUP 11
566	MAIN O2 BOTTLE ASSEMBLY	B42365	35-22-02	CARLETON TECH.	3	C15	GROUP 11
567	DUAL REEL & HARNESS ASSY.	0108 SERIES	25-11-2021	PACIFIC SCIENTIFIC	2	C6	GROUP 10A
568	RESTRAINT SYSTEM	0108901 SERIES	25-11-1937	PACIFIC SCIENTIFIC	1	C6	GROUP 10B
569	OBSERVER'S SEAT	0801801 SERIES	25-11-2001	CASTLE INDUSTRY	2	C6	GROUP 10D
570	BC SEAT ASSY.	0980 -02-025 THRU 029	25-20-64	CONTOUR	3	C6	GROUP 10C
571	SEAT ASSY. BC	0980-02-31 THRU 39	25-20-67	CONTOUR	3	C6	GROUP 10D
572	GALLEY'S DOOR ASSY.	10110L	25-34-59	SELL	3	C6	GROUP 10C
573	1ST. OBSERVER SEAT ASSY.	1052-3, -5	25-11-2013	AMI INDUSTRIES	3	C6	GROUP 10A





## CAPABILITY LIST

AIESL CAP/01

### COMPONENTS OVERHAUL DIVISION

Part 2

Section 2.1

Issue 2

Rev 0

Dec 2020

SR.NO.	NOMENCLATURE	PART NUMBER	ATA CODE	VENDOR	LEVEL OF MAINT	RATING	REMARKS
				INC.			
574	2ND. OBSERVER SEAT ASSY.	1075 SERIES	25-11-2014	AMI INDUSTRIES INC.	3	C6	GROUP 10A
575	BUCKLE ASSY.	1101550 1101580 1111430 SERIES	25-11-2019	PACIFIC SCIENTIFIC	3	C6	GROUP 10A
576	INTEGRAL BUCKLE & HARNESS	1107040 SERIES	25-21-20	PACIFIC SCIENTIFIC	2	C6	GROUP 10B
577	BUCKLE ASSY.	1107261-01 -05	25-11-2027	PACIFIC SCIENTIFIC	2	C6	GROUP 10B
578	RESTRAINT SYSTEM	1117032 SERIES	25-11-1938	PACIFIC SCIENTIFIC	1	C6	GROUP 10A
579	RESTRAINT SYSTEM	1180003 SERIES	25-12-2002	ARC	1	C6	GROUP 10D
580	3RD. OCCUPANT SEAT ASSY.	1350722	25-11-1942	SICMA AERO SEAT	2	C6	GROUP 10C
581	DBL. ATTDNT.SEAT	2038 MODEL	25-25-38	AMI. IND.	3	C6	GROUP 10AD
582	DBL. ATTDNT.SEAT	2039 MODEL	25-25-39	AMI. IND.	3	C6	GROUP 10AD
583	SINGLE ATTDNT. SEAT	2042 MODEL	25-25-42	AMI. IND.	3	C6	GROUP 10A
584	SINGLE ATTDNT. SEAT	2043 MODEL	25-25-43	AMI. IND.	3	C6	GROUP 10AD
585	SINGLE ATTDNT. SEAT	2045 MODEL	25-25-45	AMI. IND.	3	C6	GROUP 10AD
586	WALL MOUNTED ATTDNT SEAT	2046 MODEL	25-25-46	AMI. IND.	3	C6	GROUP 10AD
587	DBL. ATTDNT. SEAT	2047 MODEL	25-25-47	AMI. IND.	3	C6	GROUP 10A



## CAPABILITY LIST

### COMPONENTS OVERHAUL DIVISION

AIESL CAP/01

Part 2

Section 2.1

Issue 2

Rev 0

Dec 2020

SR.NO.	NOMENCLATURE	PART NUMBER	ATA CODE	VENDOR	LEVEL OF MAINT	RATING	REMARKS
588	DBL. ATTDNT. SEAT	2053 MODEL	25-25-53	AMI. IND.	3	C6	GROUP 10A
589	SEAT ASSY.	2-196-000600000	25-34-59	SELL	3	C6	GROUP 10C
590	CC DOOR LOCK ASSY	232U2122 SERIES	52-51-04 IPC	BOEING	2	C4	GROUP 10D
591	6" DISPLAY & ARM ASSY. (PTV)	24-622968-001 002	23-30-24	HUGHES	1	C6	GROUP 10C
592	SEAT ASSY.- PILOT	2510112-XX -XX	25-11-2022	SOCEA	2	C6	GROUP 10C
593	SEAT ASSY.- CO-PILOT	2510113-XX -XX	25-11-2022	SOCEA	2	C6	GROUP 10C
594	3RD. OCCUPANT SEAT ASSY.	2510136-02,-03,-04	25-11-2023	SOCEA	2	C6	GROUP 10C
595	4TH. OCCUPANT SEAT ASSY.	2510155-00-01	25-11-2024	SOCEA	2	C6	GROUP 10C
596	LATCH ASSY.	2710 SERIES	25-42-07	ADAMS RITE	3	C6	GROUP 10A
597	DOOR LATCH	2863 / 2895	25-41-60	ADAMS RITE	3	C6	GROUP 10A
598	LOCK ASSY.	2873-3 / 2777	52-50-02	ADAMS RITE	3	C6	GROUP 10A
599	LOCK ASSY.	2962	52-50-14	ADAMS RITE	3	C4	GROUP 10AB
600	LOCK ASSY.	29764032 4069	25-40-35	ADAMS RITE	3	C6	GROUP 10B
601	LATCH ASSY.	2976-1057 4034 4070	25-40-01	ADAMS RITE	3	C6	GROUP 10B
602	ECO. SEAT ASSY.	3055 SERIES	25-20-145	AIRCRAFT FURNISHING	3	C6	GROUP 10B
603	FC SEAT ASSY.	355002 SERIES	25-20-146	AIRCRAFT FURNISHING	3	C6	GROUP 10B



## CAPABILITY LIST

### COMPONENTS OVERHAUL DIVISION

AIESL CAP/01

Part 2

Section 2.1

Issue 2

Rev 0

Dec 2020

SR.NO.	NOMENCLATURE	PART NUMBER	ATA CODE	VENDOR	LEVEL OF MAINT	RATING	REMARKS
604	SEAT ASSLY. CAPTAIN	3A090-0027	25-10-1994	IPECO	2	C6	GROUP 10A
605	SEAT ASSLY. (1ST. OFFICER)	3A090-0028	25-10-1994	IPECO	2	C6	GROUP 10A
606	CREW SEATCAPT1ST OFFICER	3A090-0079-01-1, 3A090-0080-01-1	25-10-1979	IPECO	2	C6	GROUP 10D
607	CREW SEAT ASSY.I OBSERVER	3A102-0003 -XX -XX	25-11-2013	IPECO	2	C6	GROUP 10D
608	CREW SEAT ASSY.II OBSERVER	3A103-0003	25-11-12	IPECO	2	C6	GROUP 10D
609	CREW SEAT	3A160-0007-01-1	25-10-1969	IPECO	2	C6	GROUP 10D
610	SEAT ASSY. ATTDNT. (UD)	40126 SERIES	25-20-18	CARRIER AC.INC.	3	C6	GROUP 10A
611	LOCK ASSY.	4069 4070 SERIES	25-40-02	ADAMS RITE	3	C6	GROUP 10B
612	DOOR LOCK ASSY.	4296-5, 4296-6	52-50-15	ADAMS RITE	3	C4	GROUP 10B
613	LOCK ASSY.	4434-1 2873-13-15-17	52-50-16	ADAMS RITE	3	C4	GROUP 10D
614	CARGO NET & DIVIDER	452U300X SERIES 65B6016X SERIES	25-50-00	BOEING	3	C6	GROUP 10D
615	BI-FOLD DOOR LATCH	500720 SERIES	25-40-02	SABRE IND.	3	C6	GROUP 10A
616	LATCH ASSY.	501170 SERIES	25-20-12	SABRE INDUSTRIES	3	C6	GROUP 10D
617	REST.SYS.FLG. ATT. SEAT	501574, 501762, 501766, 501800	25 (DWG)	AM SAFE	1	C6	GROUP 10A
618	REST.SYS.FLG. ATT. SEAT	502072, 502081	25 (DWG)	AM SAFE	1	C6	GROUP 10A
619	RESTRAINT SYSTEM	502222 SERIES	25-11-2004	AM SAFE	2	C6	GROUP 10D



## CAPABILITY LIST

### COMPONENTS OVERHAUL DIVISION

AIESL CAP/01

Part 2

Section 2.1

Issue 2

Rev 0

Dec 2020

SR.NO.	NOMENCLATURE	PART NUMBER	ATA CODE	VENDOR	LEVEL OF MAINT	RATING	REMARKS
620	REST.SYS.FLG. ATT. SEAT	502313	25 (DWG)	AM SAFE	2	C6	GROUP 10A
621	LATCH ASSY.(STOWAGE BIN)	502360 SERIES	25-20-11	ADAMS RITE	3	C6	GROUP 10D
622	REST.SYS.FLG. ATT. SEAT	502393	25 (DWG)	AM SAFE	2	C6	GROUP 10A
623	RESTRAINT SYSTEM	503033 SERIES	25-11-2003	AM SAFE	2	C6	GROUP 10D
624	RESTRAINT SYSTEM	503201 SERIES	25-11-2012	AM SAFE	2	C6	GROUP 10C
625	DOOR LATCH	5205	25-42-01	SIREN	3	C6	GROUP 10C
626	DOOR LATCH	5227	25-42-01	SIREN	3	C6	GROUP 10C
627	DOOR LATCH	5228	25-42-01	SIREN	3	C6	GROUP 10C
628	SPIN LOCK ASSY.	5250 SERIES	25 (DOC)	PELLETIES IND.	3	C6	GROUP 10C
629	BC SEAT ASSY	623 SERIES	25-20-73	RECARO	3	C6	GROUP 10D
630	BC SEAT ASSY.	6306 SERIES (REDUNDANT)	25-20-99	SIGMA	3	C6	GROUP 10C
631	STOWAGE BIN	65B50422-XXX	25-28-11	BOEING	2	C6	GROUP 10A
632	SMOKE BARRIER	65B52456-1 -3	IPC25-64-25	BOEING	2	C6	GROUP 10A
633	RELEASE ASSY.	69B54799 SERIES MM-171256	52-51-11	BOEING	3	C4	GROUP 10A
634	ECY SEAT ASSY.	7115 SERIES	25-20-98	SIGMA	3	C6	GROUP 10C
635	BABY BASSINET	7250 SERIES	25-20-21	INNOVINT	3	C6	GROUP 10D



## CAPABILITY LIST

AIESL CAP/01

### COMPONENTS OVERHAUL DIVISION

Part 2

Section 2.1

Issue 2

Rev 0

Dec 2020

SR.NO.	NOMENCLATURE	PART NUMBER	ATA CODE	VENDOR	LEVEL OF MAINT	RATING	REMARKS
636	SEAT ASSLY. (CAPTAIN)	811369 SERIES	25-10-2000	WEBBER AIRCRAFT INC.	3	C6	GROUP 10A
637	PILOT SEAT ASSLY.	811369-1616A	25-11-2011	SOCEA	3	C6	GROUP 10B
638	SEAT ASSY (FIRST OFFICER)	811370 SERIES	25-10-2000	WEBBER AIRCRAFT INC.	3	C6	GROUP 10A
639	CO-PILOT SEAT ASSLY.	811370-1612A	25-11-2011	SOCEA	3	C6	GROUP 10B
640	FLT. ENGG. SEAT ASSLY.	811372 SERIES	25-10-2001	WEBBER AIRCRAFT INC.	3	C6	GROUP 10A
641	FLT. ENGG. SEAT ASSLY.	811372-1611A	25-11-2013	SOCEA	3	C6	GROUP 10B
642	MECH. LOCK - CREW SEAT	811530-403	25-10-2003	WEBER AC	3	C6	GROUP 10AB
643	HYDROLOK FOR PAX .SEAT	817584-447	25-22-85	WEBER	3	C6	GROUP 10A
644	SEAT ASSY.	819900 SERIES	25-20-85	WEBER	3	C6	GROUP 10A
645	BC SEAT ASSY.	8302 SERIES	25-21-22	SIGMA	3	C6	GROUP 10C
646	SEAT ASSY. FC	833842 SERIES	25-22-14	WEBER	3	C6	GROUP 10A
647	SEAT ASSY.	840 SERIES	25-22-49	WEBER	3	C6	GROUP 10A
648	PAX SEATS SIA-310	840006-401	25-22-34	WEBER AC INC.	3	C6	GROUP 10C
649	ECY SEAT ASSY.	844 SERIES	25-23-50	WEBER	3	C6	GROUP 10D
650	FC SLEEPER SEAT ASSY	844 SERIES	25-23-49	WEBER	3	C6	GROUP 10D
651	SEAT ASSY	8684 8685 SERIES	25-24-59	JEPSON BURNS	3	C6	GROUP 10C



## CAPABILITY LIST

### COMPONENTS OVERHAUL DIVISION

AIESL CAP/01

Part 2

Section 2.1

Issue 2

Rev 0

Dec 2020

SR.NO.	NOMENCLATURE	PART NUMBER	ATA CODE	VENDOR	LEVEL OF MAINT	RATING	REMARKS
652	ECY. SEAT ASSY.	86855 86856 SERIES	25-24-60	JEPSON BURNS	3	C6	GROUP 10A
653	SEAT ASSY.	9016 SERIES	25-21-01	SICMA	3	C6	GROUP 10A
654	ECY SEAT ASSY.	9105 SERIES	25-21-65	SIGMA	3	C6	GROUP 10C
655	BI-FOLD DOOR LATCH	9320 SERIES	25-40-01	SABRE IND.	3	C6	GROUP 10A
656	2ND OBSERVER SEAT ASSY.	965-1	25-11-2013	AMI INDUSTRIES INC.	3	C6	GROUP 10A
657	DBL. ATTDNT. SEAT	971 MODEL	25-25-04	AMI IND.	3	C6	GROUP 10A
658	SINGLE ATTDNT. SEAT	972 MODEL	25-25-05	AMI. IND.	3	C6	GROUP 10A
659	SINGLE ATTDNT. SEAT	973 MODEL	25-25-06	AMI. IND.	3	C6	GROUP 10A
660	NET ASSY. (CARGO)	AC10 SERIES AC20 SERIES	25-52-53	BRIDPORT	3	C6	GROUP 10C
661	NET ASSY'S CARGO COMP.	AC40-0184 SERIES	25-52-64	BRIDFORT AVIATION	2	C6	GROUP 10BC
662	NET ASSY. (CARGO)	AC40-0184305 -0184430 -0184310	25-52-65	BRIDPORT	3	C6	GROUP 10C
663	NET ASSY. (CARGO )	AC40-0184420	25-52-58	BRIDPORT	3	C6	GROUP 10C
664	NET ASSY.(CARGO)	AC40-0184440-0184530-0184630	25-52-01	BRIDPORT	3	C6	GROUP 10B
665	CARRY COT PLATFORM	AI-905	25-25-07	JAMCO TOKYO	3	C6	GROUP 10D
666	LATCH	AR2510 SERIES	52-50-04	ADAMS RITE	3	C4	GROUP 10A
667	FIRST OBSERVER SEAT ASSY.	F05-038-XX	25-11-2014	SOCEA	3	C6	GROUP 10B



## CAPABILITY LIST

AIESL CAP/01

### COMPONENTS OVERHAUL DIVISION

Part 2

Section 2.1

Issue 2

Rev 0

Dec 2020

SR.NO.	NOMENCLATURE	PART NUMBER	ATA CODE	VENDOR	LEVEL OF MAINT	RATING	REMARKS
668	SEC.OBSERVER SEAT ASSY.	F05-060-XX	25-11-2015	SOCEA	3	C6	GROUP 10B
669	SHOULDER STRAP LAP BELT	FAG-9 SERIES (AFG SERIES )	25-21-43	AUTOFLUG	1	C6	GROUP 10C
670	FIRST CLASS SEAT ASSY	FFDS1-02A10(X)-01	25-25-86	SOGERMA	3	C6	GROUP 10D
671	BUSINESS CLASS SEAT ASSY	FJBP2-02A10(X)-01	25-25-87	SOGERMA	3	C6	GROUP 10D
672	HYDROLOK FOR PAX .SEAT	HL 11200-37	25-22-79	P.L. PORTER	3	C6	GROUP 10AC
673	HYDROLOK FOR PAX .SEAT	HL 1400 SERIES	25-22-80	P.L. PORTER	3	C6	GROUP 10B
674	HYDROLOCK	HL10000 SERIES	25-24-06	P . L. PORTER	3	C6	GROUP 10AC
675	HYDROLOCK	HL17500 SERIES	25-23-81	P.L. PORTER	3	C6	GROUP 10D
676	SUPERBIN ASSY.	HPD5-74041 SERIES	25-28-02	HEATH TECHNA	2	C6	GROUP 10A
677	HYDROLOCK	HV01400 SERIES	25-26-02	P .L.PORTER	3	C6	GROUP 10C
678	HYDROLOK FOR PAX .SEAT	LL 1400-06	25-21-19	P.L. PORTER	3	C6	GROUP 10B
679	HYDROLOK FOR PAX .SEAT	LL26000	25-22-85	P.L. PORTER	3	C6	GROUP 10A
680	INERTIA REEL	MODEL AGB-8C AFG013913	25-21-44	AUTOFLUG	2	C6	GROUP 10C
681	TOILET MODULE ACCESSORIES	MODEL AI 040	25-42-60	JAMCO TOKYO	2	C6	GROUP 10A
682	VALVE BALL SHUT OFF	10-612667-7, 6BS111	38-10-14	ALLEN AC. PRODUCTS	3	C6	GROUP 1A
683	JETTISON TRANSFER	107967, 107969	28-30-12	ITT AEROSPACE	3	C9	GROUP 1A



## CAPABILITY LIST

AIESL CAP/01

### COMPONENTS OVERHAUL DIVISION

Part 2

Section 2.1

Issue 2

Rev 0

Dec 2020

SR.NO.	NOMENCLATURE	PART NUMBER	ATA CODE	VENDOR	LEVEL OF MAINT	RATING	REMARKS
684	JETTISON GRAVITY SO VALVE	107968, 125333	28-30-13	ITT AEROSPACE CONT.	3	C9	GROUP 1AD
685	APU FUEL SO VALVE	107971	28-25-11	ITT AEROSPACE	3	C9	GROUP 1AD
686	CANISTER ASSY.	1157020	28-22-16	FLIGHT REFUELLING	2	C9	GROUP 1BC
687	MK57 VALVE- REFUELDEFUEL	1157060	28-22-69	FLIGHT REFUELLING	2	C9	GROUP 1BC
688	AIR OIL HEAT EXCHANGER-ENGINE	11622-000, 12622-000, 13622-000, 15622-000	79-21-20	HUGHES TREITLER	2	C7	GROUP 1D
689	AIR OIL HEAT EXCHANGER-IDG	11698-000, 12698-000	24-11-2001	HUGHES TREITLER	2	C7	GROUP 1D
690	FUEL SHUTOFF VALVE	125120, 125334, 107970	28-09-2012	ITT AEROSPACE CONTROLS	3	C9	GROUP 1AD
691	ADAPTER & SHAFT ASSY.	125328, 125329, 125330, 125331, 125335, 107957 TO 107961	28-09-2013	ITT AEROSPACE CONTROLS	2	C9	GROUP 1AD
692	VALVE ASSY.	125334D	28-25-14	ITT AEROSPACE CONT.	3	C9	GROUP 1AD
693	ADAPTER & SHAFT ASSY.	125350-1 To 125350-5, 125432A, 125435	28-09-2013	ITT AEROSPACE CONT.	2	C9	GROUP 1AD
694	JETTISON SHUT OFF	125423B, 125442B, 125613A, 107969, 125423, 125442	28-30-11	ITT AEROSPACE CONT.	3	C9	GROUP 1AD
695	VALVE ASSY.- JETTISON TRANSFER	125424, 125424B, 125426, 125426B, 125409	28-30-12	ITT AEROSPACE CONT.	3	C9	GROUP 1AD
696	WATER DRAIN VALVE	12D117 -6	38-10-15	ALLIEN AC. PROD.	3	C6	GROUP 1AD
697	VALVE BALL DRAIN	12D117-4	38-00-01	ALLEN	3	C6	GROUP 1AD





## CAPABILITY LIST

### COMPONENTS OVERHAUL DIVISION

AIESL CAP/01

Part 2

Section 2.1

Issue 2

Rev 0

Dec 2020

SR.NO.	NOMENCLATURE	PART NUMBER	ATA CODE	VENDOR	LEVEL OF MAINT	RATING	REMARKS
698	FILL & DRAIN VALVE	12D124 - 5	38-10-01	ALLEN AC.	3	C6	GROUP 1AD
699	WATER VALVE ASSY.	12D124-16	38-11-08	ALLEN	3	C6	GROUP 1AD
700	DRAIN VALVE	1500, 7036	38-10-09	SABRE INDUSTRIES	2	C6	GROUP 1AD
701	C.S.D. OIL COOLER	157460-2 TO 157460-9	79-20-08	HONEYWELL	2	C7	GROUP 1A
702	APU OIL COOLER	158440-3	49-91-01	HONEYWELL	2	C7	GROUP 1B
703	APU OIL COOLER	160192 -1, 160186-1	49-91-18, 49-91-16	HONEYWELL	2	C7	GROUP 1C
704	FILTER ASSY	1732510, -3,-10	38-11-02	PORULATOR	3	C6	GROUP 1AD
705	ADAPTORSHAFT ASSY.	18-4200	28-16-03	SWEENEY ENGG CO	2	C9	GROUP 1D
706	DEFUEL VALVE ASSY.	18-4400-1,-2	28-26-01	SWEENEY ENGG CO	2	C9	GROUP 1AD
707	WATER SEPERATOR	187790 -4	21-54-06	HONEYWELL	2	C1	GROUP 1B
708	HEAT EXCHANGER	187900 -9	21-53-03	HONEYWELL	2	C1	GROUP 1BC
709	PRECOOLER	189120 -1	36-13-14	HONEYWELL	2	C17	GROUP 1BC
710	PRECOOLER ASSY.	189440-1	36-10-44	HONEYWELL	3	C17	GROUP 1A
711	PRECOOLER ASSY.	189680-1,-2,-3	36-10-02	HONEYWELL	2	C17	GROUP 1A
712	WATER SEPARATER	194550-1	21-54-04	ALLIED SIGNAL	2	C1	GROUP 1BC
713	BOOSTER PUMP CANISTER	2052C11, 2052C12	28-09-2002	INTERTECHNIQUES	2	C9	GROUP 1C



## CAPABILITY LIST

### COMPONENTS OVERHAUL DIVISION

AIESL CAP/01

Part 2

Section 2.1

Issue 2

Rev 0

Dec 2020

SR.NO.	NOMENCLATURE	PART NUMBER	ATA CODE	VENDOR	LEVEL OF MAINT	RATING	REMARKS
714	BOOST PUMP. CH. VALVE	20C144-4 -5	28-22-03	ALLIEN PROD.	2	C9	GROUP 1A
715	VALVE CHECK BOOST PUMP	217200-1, 217200-5	28-20-01	H.R. TEXTRON	2	C9	GROUP 1AD
716	CANISTER APU BOOST PUMP	218391, -1	28-20-03	INTERTECHNIC.	3	C9	GROUP 1D
717	PLENUM ASSY	2201968-1 -2, 2203935-1	21-53-40	HONEYWELL	2	C1	GROUP 1BC
718	HOSE ASSY.	224D9412-503, AE708165-3	71-01-01	AEROQUIP	2	C7	GROUP 1C
719	HOUSING	229970	28-24-13	INTERCHEMEQUE	2	C9	GROUP 1C
720	WATER TANK	25-XT-001-9 THRU -23	38-10-01	EDO FIBRE SCIENCE DIV	2	C6	GROUP 1AD
721	CHECK VALVE ASSY.	2660608, 2660608 M1	28-10-2021	PARKER HANNIFIN CO	2	C9	GROUP 1AD
722	FLOAT ACTUATED VENT VV	2670281 M1 THRU M4	28-10-2020	PARKER HANNIFIN CO	2	C9	GROUP 1AD
723	CHECK VALVE ASSY.	2677J-4EE-3	30-43-01	CIRCLE SEAL	2	C18	GROUP 1AD
724	SWING CHECK VALVE	2S2110	28-09-2001	CRISSAIR INC.	3	C9	GROUP 1AD
725	HOSE ASSY.	300599, 300599-1	29 (DRW)	ARROWHEAD PRODUCTS	2	C12	GROUP 1A
726	DRAIN VALVE	3-118605	38-30-20	AIR & FUEL DIVISION	3	C6	GROUP 1AD
727	SWING CHECK VALVE	32C195	28-20-18	ALLIEN AC. PROD.	2	C9	GROUP 1AD
728	CHECK VALVE	32P116	28-20-05	ALLEN AC PRODUCTS	2	C9	GROUP 1AD



## CAPABILITY LIST

AIESL CAP/01

### COMPONENTS OVERHAUL DIVISION

Part 2

Section 2.1

Issue 2

Rev 0

Dec 2020

SR.NO.	NOMENCLATURE	PART NUMBER	ATA CODE	VENDOR	LEVEL OF MAINT	RATING	REMARKS
729	I.D.G. OIL COOLER	35E38 -5	24-10-2009	MIDLAND ROSS CORPN.	2	C7	GROUP 1C
730	APU OIL TANK	3600236-1, 966633-1, -2	49-21-03	HONEYWELL	2	C7	GROUP 1A
731	THERMAL EXPANSION VALVE	365A01	28-21-34	ABG SEMCA	3	C9	GROUP 1BC
732	DEPRESS. CONTROL VALVE	4075077	21-35-01	TELEFLEX	2	C1	GROUP 1B
733	OVER FLOW VALVE CONTROL	4089665	28-22-12	TELEFLEX	2	C9	GROUP 1B
734	VENT & DRAIN VALVE	4127360	28-22-25	FLIGHT REFUELLING	2	C9	GROUP 1C
735	OIL TANK CAP	417-1034	79-11-02	SHAW AERO	2	C7	GROUP 1C
736	WATER SO. VALVE CABLE ASSY.	4321310-186	38 (DRW)	TELEFLEX.	2	C6	GROUP 1C
737	HOSE ASSY (02)	440100-XX	35-12-44	EQUIPMENT RESEARCH	2	C15	GROUP 1C
738	FUEL TANK CAP	457-825	28-10-1977	FLIGHT REFUELLING	2	C9	GROUP 1C
739	CAP ASSY.	478874, 693905, 759904	79-31-00	PRATT & WHITTNEY	2	C7	GROUP 1A
740	JT8D OIL TANK ASSY	565016	72-61-66	PRATT & WHITTNEY	2	C7	GROUP 1A
741	FAUCET & DRAIN.	600010-2, 600091-2, 600101-2	38-10-05	SABRE INDUST.	3	C6	GROUP 1A
742	FAUCET & DRAIN ASSY.	600030 -1	38-61-66	ADAMS RITE SABRE	3	C6	GROUP 1A
743	FAUCET & DRAIN ASSY.	600240-1,-2	38-10-01	SABRE INDUST.	3	C6	GROUP 1A



## CAPABILITY LIST

### COMPONENTS OVERHAUL DIVISION

AIESL CAP/01

Part 2

Section 2.1

Issue 2

Rev 0

Dec 2020

SR.NO.	NOMENCLATURE	PART NUMBER	ATA CODE	VENDOR	LEVEL OF MAINT	RATING	REMARKS
744	FAUCET ASSY.	600290-1THRU -3, 600200-1 THRU -4, 600450	38-11-20	SABRE INDUST.	3	C6	GROUP 1A
745	FAUCET & DRAIN ASSY.	600420-1THRU-3	38-11-01	ADAMS RITE SABRE	2	C6	GROUP 1AD
746	FUELLING RECEPTACLE	60213-1THRU -20	28-20-06	J.C. CARTER	3	C9	GROUP 1AD
747	SWING CHECK VALVE	60B92415-2	28-20-18	ALLEN AC. PRODUCTS	2	C9	GROUP 1AD
748	THRUST REC.RAM AIR VV	65B40003-3Thru -24	21-51-01	BOEING	2	C1	GROUP 1AD
749	GROUND SERVICE DUCT	65B40167-5, -6, -11, 65B42527-3,-4	21-21-01	BOEING	3	C1	GROUP 1AD
750	PR. RELIEF VALVE ASSY.	65B40907-6 To -9, -11 To -16, 63B11683-12	21-30-01	BOEING	2	C1	GROUP 1AD
751	WATER TANK	65B50060-9	38-10-02	YOKOHAMA AERO	2	C6	GROUP 1AD
752	CAP. ASSY	6986-2, 6986-4	28 (DRW)	JC CARTER	3	C9	GROUP 1AD
753	FOOT OUTLET VALVE ASSY.	69B41013 -1 Thru -16	21-22-01	BOEING	2	C1	GROUP 1AD
754	RAI DOOR SHAFT ASSY	69B43010-1,-4	21-51-12	BOEING	2	C1	GROUP 1AD
755	DRAIN VALVE	6D187-6	38-10-10	ALLEN AC.	3	C6	GROUP 1AD
756	OIL TANK ASSY	7075M51G03-G09	79-11-11	G.E ENGINES	2	C7	GROUP 1C
757	ENGINE OIL TANK	708450, 718947	79-11-01	PRATT & WHITTNEY	3	C7	GROUP 1A
758	CHECK VALVE ASSY	71890	28-09-2009	CONSOLIDATED CONT.	2	C9	GROUP 1AD



## CAPABILITY LIST

### COMPONENTS OVERHAUL DIVISION

AIESL CAP/01

Part 2

Section 2.1

Issue 2

Rev 0

Dec 2020

SR.NO.	NOMENCLATURE	PART NUMBER	ATA CODE	VENDOR	LEVEL OF MAINT	RATING	REMARKS
759	DUAL HEAT EXCHANGER	719235 - 8, -9	21-51-02	HAMILTON STANDARD	2	C1	GROUP 1AD
760	DIFFUSER ASSY.	719239	21-51-04	HAMILTON STANDARD	2	C1	GROUP 1AD
761	FUEL LVL MEASURING STICK	727700	28-44-01	KAISER	3	C9	GROUP 1AD
762	CONTROL CABLE	7-41989-2, 7-441989-2	38-10-01	TELEFLEX	2	C6	GROUP 1AD
763	DRAIN VALVE CNTRL ASSY	7-42042-1, 7-42042-2, 9798	38-30-03	TELEFLEXX	2	C6	GROUP 1A
764	WATER SEPERATOR	750399-3	21-51-15	HAMILTON STD.	3	C1	GROUP 1AD
765	FILTER	7510742	28 (DRW)	PTI	3	C9	GROUP 1A
766	ENGINE OIL TANK	759897	72-09-75	PRATT & WHITNEY	3	C7	GROUP 1A
767	SUMP DRAIN VALVE ASSY	774400 -1 THRU-31	28-11-2004	HR TEXTRON	3	C9	GROUP 1AD
768	FUEL VENT PROTECTOR	786-010-2, 786-010-4, 786-010-6	28-22-20	INTERTECHNIK	2	C9	GROUP 1C
769	PRECOOLER ASSY.	792930	36-12-12	HAMILTON STANDARD	2	C17	GROUP 1AD
770	PRE-COOLER ASSY.	792940-4, -5	36-12-11	HAMILTON STD.	2	C17	GROUP 1D
771	SO VALVE	7940052D	38-10-67	FLIGHT REFUELLING	2	C6	GROUP 1BC
772	MOUNTING PLATE	796-398-1	28-42-64	INTERTECHNIK	2	C9	GROUP 1C
773	FAUCET ASSY	7YW3010A12403	38 (DRW)	JAMCO	3	C6	GROUP 1D



## CAPABILITY LIST

### COMPONENTS OVERHAUL DIVISION

AIESL CAP/01

Part 2

Section 2.1

Issue 2

Rev 0

Dec 2020

SR.NO.	NOMENCLATURE	PART NUMBER	ATA CODE	VENDOR	LEVEL OF MAINT	RATING	REMARKS
774	WATER COLLECTOR	806373-1	21-72-01	HAMILTON	2	C1	GROUP 1AD
775	VALVE ASSY	8084036H, 8084040H	38-10-64,38-10-65	FLIGHT REFUELLING	2	C6	GROUP 1BC
776	VALVE MANIFOLD DRAIN	8D111-2	28-00-01	ALLEN AC. PRODUCT	2	C9	GROUP 1AD
777	CF6-50C2 OIL TANK	9100M30G13	79-11-01	G.E ENGINES	2	C7	GROUP 1B
778	SHUT OFF VALVE	9259T2PPP	25-31-11	CIRCLE SEAL	2	C6	GROUP 1C
779	DRAIN VALVE	9350021, -22	38-30-25	FLIGHT REFUELLING	2	C6	GROUP 1C
780	VENT & DRAIN VALVE	9505110	28-22-25	FLIGHT REFUELLING	2	C9	GROUP 1B
781	APU OIL COOLER ASSY	968874-2, -3	49-20-12	HONEYWELL	2	C7	GROUP 1A
782	SPIGOT ASSY.	9693-1-1, -1-3, -3-1	38-12-05	ADAMS RITE	2	C6	GROUP 1C
783	FAUCET	9710	38-12-16	ADAMS RITE	3	C6	GROUP 1BC
784	FAUCET ASSY	9719-1,-3	38-20-01	ADAMS RITE	2	C6	GROUP 1C
785	DRAIN VALVE	9733	38-30-02	ADAMS RITE	2	C6	GROUP 1C
786	NON RETURN VALVE	9811585, 9811560	38-10-30	FLIGHT REFUELLING	2	C6	GROUP 1BC
787	NON RETURN VALVE	9811795	38-20-26	FLIGHT REFUELLING	2	C6	GROUP 1C
788	LITE VALVE	9813215	38-10-39	FLIGHT REFUELLING	2	C6	GROUP 1BC



## CAPABILITY LIST

AIESL CAP/01

### COMPONENTS OVERHAUL DIVISION

Part 2

Section 2.1

Issue 2

Rev 0

Dec 2020

SR.NO.	NOMENCLATURE	PART NUMBER	ATA CODE	VENDOR	LEVEL OF MAINT	RATING	REMARKS
789	NON RETURN VALVE	9840094H	38-10-66	FLIGHT REFUELLING	2	C6	GROUP 1C
790	SPIGOT ASSY.	A1741850-1	38-10-03	JAM SABRE PRODUCTS	3	C6	GROUP 1A
791	DUCT ASSEMBLY	A21225191004000	21-21-01	AIRBUS	2	C1	GROUP 1C
792	SPIGOT	A2746809 -1	38-10-03	JAMCO	3	C6	GROUP 1A
793	VAPOUR SEAL	A2811025100000	28-13-21	AIRBUS	2	C9	GROUP 1C
794	BUFFER ASSY.	A5724351100000, A5724783000100	57-51-11	AIRBUS	3	C8	GROUP 1C
795	BUFFER ASSY.	A5724862400200	57-51-11	AIRBUS	3	C8	GROUP 1C
796	HOSE ASSY.	AE1010744, AE1010745	29 (DRW)	AEROEQUIP	2	C12	GROUP 1A
797	HOSE ASSY.	AE3660000G0217, AE3660066G0390	71-01-08	AEROEQUIP	2	C7	GROUP 1C
798	HOSE ASSY.	AE3660060G0343, AE3660060H0331	71-01-08	AEROEQUIP	2	C7	GROUP 1C
799	HOSE ASSY.	AE3663419G0282, AE3663419H0256	71-01-08	AEROEQUIP	2	C7	GROUP 1C
800	TEFLON HOSE	AE413	38 (DRW)	AEROEQUIP	2	C6	GROUP 1A
801	HOSE ASSY.	AE6020H0080-000	71-01-08	AEROEQUIP	2	C7	GROUP 1C
802	HOSE ASSY.	AE704312-5	71-01-04	ROHR	2	C7	GROUP 1C
803	HOSE ASSY.	AE706058-98, AE708677-3	71-01-07	ROHR	2	C7	GROUP 1C



## CAPABILITY LIST

### COMPONENTS OVERHAUL DIVISION

AIESL CAP/01

Part 2

Section 2.1

Issue 2

Rev 0

Dec 2020

SR.NO.	NOMENCLATURE	PART NUMBER	ATA CODE	VENDOR	LEVEL OF MAINT	RATING	REMARKS
804	HOSE ASSY- ENG.FUEL&CONTRL	AE706825 -1	73-11-07	AEROQUIP	2	C7	GROUP 1AD
805	HOSE ASSY.	AE708163-3, AE708164-2	71-07-05	ROHR	2	C7	GROUP 1C
806	HOSE ASSY.	AE708168-2, ST70041182-1	71-01-03	ROHR	2	C7	GROUP 1C
807	HOSE ASSY.	AE708172-1	71-01-02	AEROEQUIP	2	C7	GROUP 1C
808	HOSE ASSY.	AE708347-1, AE708347-3	71-01-08	AEROEQUIP	2	C7	GROUP 1C
809	SPIGOT	AI746809-1	38 (DRW)	JAMCO	3	C6	GROUP 1A
810	DRAIN MODULE	ASL0268-1	71-70-04	DOUGLAS AC.CO.	2	C7	GROUP 1B
811	CSD OIL COOLER	B63D89	24-12-2001	JANITROL AERO DIV.	3	C7	GROUP 1B
812	SOAP DISPENSER	B822,B823,B824,B825	25-40-01	AVIQUIPO	3	C6	GROUP 1BC
813	LOW PR. VALVE	B97E51-604	28-21-18	ZENITH AVIATION	2	C9	GROUP 1B
814	PRESSURE VALVE	B97E51-655	28-21-19	ZENITH	2	C9	GROUP 1C
815	VALVE ASSY.	B97H19-601A, B97H51-601B	28-09-2003	ZENITH AVIATION	2	C9	GROUP 1BC
816	ECOLOGICAL DRAIN VALVE	C22AA5021	28-26-11	BRONZAVIA	2	C9	GROUP 1B
817	NON RETURN VALVE	C23AC0102	28-21-23	HONEYWELL	2	C9	GROUP 1BC
818	NON RETURN VALVE	C23AE0102	28-09-2004	BRON ZAVIA	2	C9	GROUP 1BC
819	FLOAT VALVE	C25FA0102	28-09-2005	BRONZAVIA	2	C9	GROUP 1C





## CAPABILITY LIST

### COMPONENTS OVERHAUL DIVISION

AIESL CAP/01

Part 2

Section 2.1

Issue 2

Rev 0

Dec 2020

SR.NO.	NOMENCLATURE	PART NUMBER	ATA CODE	VENDOR	LEVEL OF MAINT	RATING	REMARKS
820	EQUIPMENT AIR CLEANER	CE00695-1	21-58-10	PLM	2	C1	GROUP 1AD
821	MECHANICAL ACTUATORS	D 97B00-601, -602	28-09-2007	ZENITH AVIATION	2	C9	GROUP 1B
822	APU OIL COOLER (-400)	D1979-200A	49-90-01	MARSTON PALMER LTD.	3	C7	GROUP 1D
823	HOSE	DTF 555-540	35-12-13	EROS	2	C15	GROUP 1C
824	HOSE	DTF 55-SERIES	35-12-62	EROS	2	C15	GROUP 1C
825	HOSE	DTF 5AA-90-610	35-12-01	EROS	2	C15	GROUP 1C
826	NON RETURN VALVE	HTE4918	38-40-05	HITEMP ENGG.	3	C6	GROUP 1C
827	FUEL DEFUEL CONNECTOR	K97-63-601	28-22-14	ZENITH	2	C9	GROUP 1C
828	SOAP DISPENSER	L00D80310	28-40-01	AVIQUIPO	3	C9	GROUP 1BC
829	CONTROL CABLE	L32A300-106	38-10-01	TELEFLEX	2	C6	GROUP 1B
830	CONTROL CABLE	L32A300-157	38-10-02	TELEFLEX	2	C6	GROUP 1BC
831	CABLE ASSY.	L32A310-185	38 (DRW)	TELEFLEX	2	C6	GROUP 1C
832	WATER SO.VALVE CABLE ASSY.	L32A310-186	38 (DRW)	TELEFLEX	2	C6	GROUP 1C
833	WATER DRAIN VALVE	L83A601, L83A602, L83A603	28-11-2011	ZENITH AVIATION	2	C9	GROUP 1BC
834	FLOAT VLAVE	L87-13-001	28-10-1990	ZENITH	2	C9	GROUP 1C
835	OVER PR. PROTECTOR	L95F100-601, L95F100-602	28-09-1999	ZENITH	2	C9	GROUP 1BC



## CAPABILITY LIST

AIESL CAP/01

### COMPONENTS OVERHAUL DIVISION

Part 2

Section 2.1

Issue 2

Rev 0

Dec 2020

SR.NO.	NOMENCLATURE	PART NUMBER	ATA CODE	VENDOR	LEVEL OF MAINT	RATING	REMARKS
836	OVER PR.VALVE	L95F50-602	28-22-26	ZENITH	2	C9	GROUP 1BC
837	MAGNETIC LEVEL INDICATOR	L98A602, 603,604,611	28-41-11	ZENITH AVIATION	2	C9	GROUP 1B
838	LEVEL INDICATOR	L98A612 TO 645, L98A651 TO 662	28-41-12	ZENITH	2	C9	GROUP 1BC
839	WATER SO VALVE ASSY.	M1515-A3719	25-31-55	CF TAYLOR	3	C6	GROUP 1A
840	SPIGOT ASSY.	M4692-A107	38 (DRW)	CF TAYLOR	3	C6	GROUP 1A
841	HOSE ASSY.	M666301-6-0204, M666301-8-0186	71-01-03	ROHR	2	C7	GROUP 1C
842	WATER TANK	OA 021-0103-01	38-10-02	YOKOHAMA AERO SPACE	2	C6	GROUP 1A
843	CHECK VALVE	P148-180	38-15-11	CIRCLE SEAL	3	C6	GROUP 1AD
844	FAUCET ASSY.	R002-101	25-42-60	JAMCO	3	C6	GROUP 1AD
845	FAUCET ASSY.	R002-1-11-12	25-42-02	JAMCO	2	C6	GROUP 1AD
846	SOAP DISPENSER	RF004-1, -21	25-42-02	JAMCO	3	C6	GROUP 1A
847	RELIEF VALVE ASSY	RV05-361,RV05-362	38 (DRW)	CIRCLE SEAL	3	C6	GROUP 1AD
848	BALL VALVE ASSY.	SS4456-316	38 (DRW)	WHITNEY CO	3	C6	GROUP 1A
849	WATER TANK	VB 6192, VB6860	38-11-13	TELEFUNKEN	2	C6	GROUP 1C
850	SOAP DISPENSER	WAC2950-1	25 (DRW)	WEBBER AIRCRAFT	3	C6	GROUP 1ABC
851	WATER FILTER	XSI, XSIB	38 (DRW)	EVERPURE	3	C6	GROUP 1ABC



## CAPABILITY LIST

### COMPONENTS OVERHAUL DIVISION

AIESL CAP/01

Part 2

Section 2.1

Issue 2

Rev 0

Dec 2020

SR.NO.	NOMENCLATURE	PART NUMBER	ATA CODE	VENDOR	LEVEL OF MAINT	RATING	REMARKS
852	MULTIWAYSHPERICALVV ASSY	8084240H	38-10-63	FLIGHT REFUELLING	2	C6	GROUP 1C
853	ACTR. ROTARY FLEX TR -TUBING	4242100-XX	78-31-05	PARKER	2	C7	GROUP 1D
854	FLEXIBLE DRIVE SHAFT	121178, 121652-1-1	78-32-15	HONEYWELL	3	C7	GROUP 2A
855	FLEXIBLE SHAFT ASSY	121282-2,-3, -10, -11	78-31-20	HONEYWELL	3	C7	GROUP 2ABC
856	TURBINE VALVE CONTROL CABLE	1605140-002, 16042200-001	75-24-13	TRANSDIOM	2	C7	GROUP 2A
857	ROTARY ACT. ASSY.	178800	27-80-02	MOOG INC	2	C8	GROUP 2A
858	ROTARY ACT. ASSY.	178900	27-80-03	MOOG INC	2	C8	GROUP 2A
859	THROTTLE CONTROL ASSY.	2100130	76-10-02	ROHR GE ENGINES	3	C7	GROUP 2C
860	PYLON BOX ASSY.	25067-3	76-11-02	TELEFLEX	3	C7	GROUP 2A
861	TRIM & CENTERING MECH	25101030, 65B80521	27-11-1951	BOEING	3	C8	GROUP 2A
862	CONTROL ROD ASSY.	251T0100	27-00-11	BOEING	2	C8	GROUP 2A
863	PCU INST. COMPONENT	252U3112 -1	27-21-72	BOEING	2	C8	GROUP 2A
864	LOAD LIMITER ASSY,	253U1101-6	27-11-1941	BOEING	2	C8	GROUP 2A
865	SPEED BRAKE LEVER ASSY.	253U1211 -1	27-62-16	BOEING	2	C8	GROUP 2A
866	SPEED BRAKE LEVER ASSY.	253U5618 -2	27-62-15	BOEING	2	C8	GROUP 2A
867	LEVER ASSY-FLAP CONTROL	253U5724-1	27-51-77	BOEING	3	C8	GROUP 2A



## CAPABILITY LIST

AIESL CAP/01

### COMPONENTS OVERHAUL DIVISION

Part 2

Section 2.1

Issue 2

Rev 0

Dec 2020

SR.NO.	NOMENCLATURE	PART NUMBER	ATA CODE	VENDOR	LEVEL OF MAINT	RATING	REMARKS
868	TE FLP CNTRL-INPUT LEVER ASSY	256U1300- XX	27-51-76	BOEING	3	C8	GROUP 2A
869	INBD FLAP TRANSMISSION	256U3210-X	27-51-73	BOEING	3	C8	GROUP 2A
870	OBD FLAP TRANSMISSION	256U3250 - XX	27-51-72	BOEING	3	C8	GROUP 2A
871	THROTTLE CONTRL BOX	315T1040-5	76-11-18	BOEING	3	C7	GROUP 2A
872	TR CONTROL BOX ASSY.	315U2016-2. -3	78-34-37	BOEING	3	C7	GROUP 2A
873	GEAR BOX-BALL SCREW ASSY	3272602-X, 3272604	78-32-33, 78-31-04	ALLIED SIGNAL	2	C7	GROUP 2A
874	CABLE ASSY.	366 3306	76-11-06	TELEFLEX	3	C7	GROUP 2A
875	FLEXIBLE DRIVE	4192274	27-21-12	TELEFLEX	2	C8	GROUP 2C
876	RAM AIR CONTRL	4230016	29-25-14	TELEFLEX	2	C1	GROUP 2C
877	CABLE ASSY.	4230023	29-25-13	TELEFLEX	2	C1	GROUP 2C
878	TTL CONTROL CABLE ASSY.	4238787, 4261212	76-11-03	TELEFLEX	2	C7	GROUP 2C
879	CABLE ASSY.	4260544	76-11-04	TELEFLEXX	2	C7	GROUP 2C
880	HOIST. ASSY.	435312 A2, 435312 A3	71-00-26	SARGENT IND.	3	C7	GROUP 2A
881	WINCH ASSY.	4354EA1	71-00-27	SARGENT IND.	3	C7	GROUP 2A
882	ADAPTER ASSY	521A0200-01	27-80-36	LIEBHERR	2	C8	GROUP 2C
883	ADAPTE AND QUILL DRIVE ASSY	538A0000-02	27-52-27	LUCAS	2	C8	GROUP 2C



## CAPABILITY LIST

### COMPONENTS OVERHAUL DIVISION

AIESL CAP/01

Part 2

Section 2.1

Issue 2

Rev 0

Dec 2020

SR.NO.	NOMENCLATURE	PART NUMBER	ATA CODE	VENDOR	LEVEL OF MAINT	RATING	REMARKS
884	ROTARY ACTUATOR	544646	27-80-22	MOOG	3	C8	GROUP 2A
885	ROTARY ACTUATOR	544952	27-80-06	MOOG	3	C8	GROUP 2A
886	ASSMETRY DETECT.	545A0000-01	27-50-34	LIEBHERR	2	C8	GROUP 2C
887	SHAFT ASSY.	551A0000-02	27-52-23	LUCAS	2	C8	GROUP 2C
888	SHAFT ASSY.	551A0900-01	27-52-23	LUCAS	2	C8	GROUP 2C
889	SHAFT ASSY.	551A3600, 551A3700	27-52-26	LUCAS	2	C8	GROUP 2C
890	BALL SCREW	554264, 554265, 554266, 554267	27-51-03	UMBRA-CUSCINETTI	2	C8	GROUP 2A
891	BALL SCREW	5703117 To 5703120, 5700821 To 5700824	27-51-33	SAGINAW	2	C8	GROUP 2A
892	THROTTLE PUSH-PULL	580-218- X, 580-219- X	76-11-14	CABLECRAFT	2	C7	GROUP 2B
893	V.B.V. FEED BACK CABLE	580-235-001, 580-258-002	75-34-01	CABLE CRAFT	2	C7	GROUP 2B
894	VSV FB CABLE	580-278-002, -005	75-31-02	CABLE CRAFT	2	C7	GROUP 2B
895	FEED BACK CABLE	580-289-XXX	75-31-11	CABLE CRAFT	2	C7	GROUP 2C
896	FEED BACK CABLE	580-290-001, -002,-051,-052,-053	75-32-11	CABLE CRAFT	2	C7	GROUP 2C
897	CABLE ASSY.	580-292-040, -041	76-11-09	CABLE CRAFT	2	C7	GROUP 2C
898	PUSH PULL CABLE ASSY.	580-299-XXX	76-11-11	CABLE CRAFT	3	C7	GROUP 2A
899	AFT LINK ASSY (FIG 8)	60B00181-1,-2	57-52-55	BOEING	3	C8	GROUP 2A



## CAPABILITY LIST

### COMPONENTS OVERHAUL DIVISION

AIESL CAP/01

Part 2

Section 2.1

Issue 2

Rev 0

Dec 2020

SR.NO.	NOMENCLATURE	PART NUMBER	ATA CODE	VENDOR	LEVEL OF MAINT	RATING	REMARKS
900	AFT LINK ASSY (FIG 8)	60B00181-7	57-52-35	BOEING	3	C8	GROUP 2A
901	RUDDER TRIM ACT.	65-21831-12	27-21-61	BOEING	3	C8	GROUP 2A
902	OB TE FORE FLAP	65B01901-XX	57-52-51	BOEING	3	C8	GROUP 2A
903	OB TE MID FLAP	65B01925-XX, 63B11231-XX	57-52-55	BOEING	3	C8	GROUP 2A
904	AFT LINK ASSY (FIG 8)	65B01936-7	57-52-55	BOEING	3	C8	GROUP 2A
905	OB TE AFT FLAP	65B01970-XX	57-52-61	BOEING	3	C8	GROUP 2A
906	IB TE FORE FLAP	65B02001-XX, 65B39011-XX	57-52-31	BOEING	3	C8	GROUP 2A
907	IB TE MID. FLAP	65B02025-XX, 65B22801-XX	57-52-35	BOEING	3	C8	GROUP 2A
908	AFT LINK ASSY (FIG 8)	65B02059-13	57-52-35	BOEING	3	C8	GROUP 2A
909	IB TE AFT FLAP	65B02070-XX, 65B22801-XX	57-52-41	BOEING	3	C8	GROUP 2A
910	OB AILERON ASSY.	65B02100-XX	57-51-91	BOEING	3	C8	GROUP 2A
911	IB AILERON ASSY	65B02200	57-51-81	BOEING	3	C8	GROUP 2A
912	OBD SPOILER ASSY #1 To #4	65B02250	57-57-31	BOEING	2	C8	GROUP 2A
913	SPOILER ASSY #5, #8.	65B02300	57-57-11	BOEING	2	C8	GROUP 2A
914	SPOILER ASSY#6, #7	65B02310	57-57-21	BOEING	2	C8	GROUP 2A
915	HINGE ASSY.	65B02663	55-50-02	BOEING	2	C8	GROUP 2A



## CAPABILITY LIST

### COMPONENTS OVERHAUL DIVISION

AIESL CAP/01

Part 2

Section 2.1

Issue 2

Rev 0

Dec 2020

SR.NO.	NOMENCLATURE	PART NUMBER	ATA CODE	VENDOR	LEVEL OF MAINT	RATING	REMARKS
916	LOWER RUDDER ASSY.	65B05501	55-40-21	BOEING	3	C8	GROUP 2A
917	UPPER RUDDER ASSY.	65B05528	55-40-31	BOEING	3	C8	GROUP 2A
918	IB ELEVATOR	65B05700	55-20-11	BOEING	3	C8	GROUP 2A
919	OB ELEVATOR	65B05730	55-20-21	BOEING	3	C8	GROUP 2A
920	VACUUM RELIEF PR. DR	65B07351-XX	21-32-05	BOEING	2	C1	GROUP 2A
921	WING LE FLAP # 1To#5, #22 To #26	65B07700, 65B15178-XX	57-55-1112	BOEING	3	C8	GROUP 2A
922	WING LE FLAP	65B07705-XX	57-55-21	BOEING	3	C8	GROUP 2A
923	WING LE FLAP	65B07706	57-55-31	BOEING	3	C8	GROUP 2A
924	FLAP TRACK ASSY #4, #5.	65B07783, 65B16624, 65B17064	57-52-70	BOEING	2	C8	GROUP 2A
925	FLAP TRACK ASSY #3, #6.	65B07789, 65B17063	57-52-70	BOEING	2	C8	GROUP 2A
926	FLAP TRACK ASSY #2, #7.	65B08005, 65B17062	57-52-70	BOEING	2	C8	GROUP 2A
927	FLAP TRACK ASSY #1, #8	65B08011, 65B17061	57-52-70	BOEING	2	C8	GROUP 2A
928	OB TE SEQUENCE CARRIAGE	65B08021-XX, 65B17198-XX	27-51-71	BOEING	3	C8	GROUP 2A
929	FLP TRACK FAIRING ACT. ASSY	65B08050-5 Thru -14	27-51-91	BOEING	3	C8	GROUP 2A
930	FWD BOGIE ASSY	65B10712-XX	27-51-81	BOEING	3	C8	GROUP 2A
931	BOGIE ASSY - AFT	65B10713-XX	27-51-81	BOEING	3	C8	GROUP 2A



## CAPABILITY LIST

### COMPONENTS OVERHAUL DIVISION

AIESL CAP/01

Part 2

Section 2.1

Issue 2

Rev 0

Dec 2020

SR.NO.	NOMENCLATURE	PART NUMBER	ATA CODE	VENDOR	LEVEL OF MAINT	RATING	REMARKS
932	BOGIE ASSY-FWD	65B10727-XX	27-51-75	BOEING	3	C8	GROUP 2A
933	LINK ASSY, CAP ASSY.	65B11350, 65B81560	27-51-92	BOEING	2	C8	GROUP 2A
934	TOGGLE ASSY.	65B11598-XX	27-51-85	BOEING	3	C8	GROUP 2A
935	FLAP TRACK FAIRING-CANNOE	65B11660	27-52-66	BOEING	2	C8	GROUP 2A
936	FITTING ASSY	65B11715, 65B11717, 65B13475, 65B13476,	27-51-94	BOEING	2	C8	GROUP 2A
937	BRACE FITTING	65B11719, 65B13477, 65B13910, 65B1413233	27-51-94	BOEING	2	C8	GROUP 2A
938	FLAP TRACK SUPPORT ARM	65B12674	27-51-95	BOEING	2	C8	GROUP 2A
939	RING SPRING ASSY	65B12726, 65B17169, 65B17175	57-22-11	BOEING	3	C8	GROUP 2A
940	BRACE ASSY-HINGE	65B13422, 69B10926	27-51-94	BOEING	3	C8	GROUP 2A
941	LINK ASSY-HINGE	65B13423, 69B10935	27-51-94	BOEING	2	C8	GROUP 2A
942	WING LE FLAP #6To #10, #17 to #21	65B15180-XX	57-55-22	BOEING	3	C8	GROUP 2A
943	FLAP TRACK FAIRING-CANNOE	65B15512	27-52-63	BOEING	2	C8	GROUP 2A
944	FITTING ASSY-HINGE	65B15514, 65B15534, 65B17152, 65B08045	27-51-94	BOEING	2	C8	GROUP 2A
945	BRACE ASSY	65B155152535, 65B17092, 65B17216	27-51-94	BOEING	2	C8	GROUP 2A
946	LINK ASSY	65B155162636, 65B15066, 65B28689	27-51-94	BOEING	2	C8	GROUP 2A





## CAPABILITY LIST

AIESL CAP/01

### COMPONENTS OVERHAUL DIVISION

Part 2

Section 2.1

Issue 2

Rev 0

Dec 2020

SR.NO.	NOMENCLATURE	PART NUMBER	ATA CODE	VENDOR	LEVEL OF MAINT	RATING	REMARKS
947	FLAP TRACK FAIRING-CANNOE	65B15522	27-52-65	BOEING	2	C8	GROUP 2A
948	FLAP TRACK FAIRING-CANNOE	65B15532	27-52-66	BOEING	2	C8	GROUP 2A
949	FLAP TRACK FAIRING-CANNOE	65B15542	27-52-67	BOEING	2	C8	GROUP 2A
950	LINK ASSY.	65B15598, 65B15599, 65B15694	27-51-93	BOEING	3	C8	GROUP 2A
951	ROLLER, SUPPORT, SHAFT, BOLT ASSY	65B15632, 65B15649, 65B15650, 65B15652	27-51-92	BOEING	2	C8	GROUP 2A
952	CRANK ASSY- GENEVA MECHANISM	65B15633, 65B15634, 65B15635	27-51-92	BOEING	2	C8	GROUP 2A
953	CRANK ASSY- GENEVA MECHANISM	65B15637, 65B15639	27-51-92	BOEING	2	C8	GROUP 2A
954	ROLLER ASSY, SUPPORT	65B15646, 65B15648, 65B17206	27-51-92	BOEING	2	C8	GROUP 2A
955	LINK PIN, FITTING ASSY	65B15925, 65B15598, 65B17001, 65B15599, 65B15950, 65B17002, 65B17003, 65B15948, 65B15928, 65B15894	27-51-93	BOEING	3	C8	GROUP 2A
956	ROD ASSY, FITTING ASY.	65B15928, 65B15925, 65B15945, 65B15950	27-51-93	BOEING	2	C8	GROUP 2A
957	FITTING ASSY, LINK ASSY-HINGE	65B15957, 65B16620, 65B17153	27-51-94	BOEING	2	C8	GROUP 2A
958	FLAP TRACK FAIRING-CANNOE	65B16685	27-52-64	BOEING	2	C8	GROUP 2A
959	FLAP TRACK FAIRING-CANNOE	65B16686	27-52-67	BOEING	2	C8	GROUP 2A



## CAPABILITY LIST

### COMPONENTS OVERHAUL DIVISION

AIESL CAP/01

Part 2

Section 2.1

Issue 2

Rev 0

Dec 2020

SR.NO.	NOMENCLATURE	PART NUMBER	ATA CODE	VENDOR	LEVEL OF MAINT	RATING	REMARKS
960	LINK ROD ASSY	65B16688, 69B12781, 69B14185	27-51-94	BOEING	2	C8	GROUP 2A
961	FITTING	65B17001, 65B17002, 65B17003	27-51-93	BOEING	3	C8	GROUP 2A
962	IB LE FLAP ASSY #11, #16	65B39200-XX	57-54-12	BOEING	3	C8	GROUP 2A
963	IB LE KRUDGER FLAP #12, #15	65B39250-XX	57-54-22	BOEING	3	C8	GROUP 2A
964	IB LE KRUDGER FLAP #13, #14	65B39300-XX	57-54-32	BOEING	3	C8	GROUP 2A
965	DRUM ASSY.	65B80327	27-11-1931	BOEING	2	C8	GROUP 2A
966	SHAFT ASSY.	65B80390, 6583165	27-81-11	BOEING	3	C8	GROUP 2A
967	DIFFERENTIAL MECH	65B80552	27-41-21	BOEING	3	C8	GROUP 2A
968	AIL.PROGRAMME ASSY.	65B80554-X	27-11-1971	BOEING	2	C8	GROUP 2A
969	MECHANISM	65B80562	27-41-11	BOEING	3	C8	GROUP 2A
970	DRAG.BRAKE ASSY.	65B80799	27-52-51	BOEING	3	C8	GROUP 2A
971	BOGIE ASSY - AFT	65B80832-X	27-51-75	BOEING	3	C8	GROUP 2A
972	MECHANISM ASSY.	65B80836	27-61-11	BOEING	3	C8	GROUP 2A
973	QUARDANT ASSY.	65B80843	37-61-21	BOEING	2	C8	GROUP 2A
974	MECHANISM ASSY.	65B80859	27-62-11	BOEING	2	C8	GROUP 2A
975	LINK ASSY.	65B81000	27-21-71	BOEING	3	C8	GROUP 2A



## CAPABILITY LIST

AIESL CAP/01

### COMPONENTS OVERHAUL DIVISION

Part 2

Section 2.1

Issue 2

Rev 0

Dec 2020

SR.NO.	NOMENCLATURE	PART NUMBER	ATA CODE	VENDOR	LEVEL OF MAINT	RATING	REMARKS
976	AILERON CONTROL ROD	65B81011	27-10-1991	BOEING	3	C8	GROUP 2A
977	RUD.CONTROL FEEL UNIT	65B81050	27-21-51	BOEING	3	C8	GROUP 2A
978	ANGLE GEAR BOX. ASSY.	65B81120, 65B81130, 65B81131	27-51-51	BOEING	2	C8	GROUP 2A
979	FLAP XMISSION ASSY	65B81126-XX	27-52-11	BOEING	3	C8	GROUP 2A
980	FLAP XMISSION ASSY	65B81127-XX	27-52-21	BOEING	3	C8	GROUP 2A
981	FLAP XMISSION ASSY	65B81128-XX	27-52-31	BOEING	3	C8	GROUP 2A
982	FLAP XMISSION ASSY	65B81129-XX	27-52-42	BOEING	3	C8	GROUP 2A
983	INDICATOR ASSY.	65B81178, 65B81245	27-48-05	BOEING	2	C8	GROUP 2A
984	HANDLE ASSY.	65B81181	27-81-92	BOEING	2	C8	GROUP 2A
985	LEVER ASSY.	65B81183	26-61-31	BOEING	2	C8	GROUP 2A
986	FWD.RUDDER QUADRANT	65B81213	27-21-21	BOEING	2	C8	GROUP 2A
987	DRUM ASSY.	65B81246	27-48-11	BOEING	2	C8	GROUP 2A
988	CNTRL STAND RUD TRIM ACT.	65B81406	27-21-31	BOEING	2	C8	GROUP 2A
989	LEVER AND QUADRANT	65B81428	27-52-51	BOEING	2	C8	GROUP 2A
990	POSITION TRANSMITTER	65B81528	27-18-11	BOEING	2	C8	GROUP 2A
991	SUPPORT ASSY.	65B81563-1 To -14	27-50-02	BOEING	3	C8	GROUP 2A



## CAPABILITY LIST

AIESL CAP/01

### COMPONENTS OVERHAUL DIVISION

Part 2

Section 2.1

Issue 2

Rev 0

Dec 2020

SR.NO.	NOMENCLATURE	PART NUMBER	ATA CODE	VENDOR	LEVEL OF MAINT	RATING	REMARKS
992	TORQUE TUBE	65B81573	27-50-01	BOEING	2	C8	GROUP 2A
993	TE FLAP XMITTER SUPPORT	65B81725	27-58-21	BOEING	2	C8	GROUP 2A
994	QUADRANT	65B81800	27-11-1961	BOEING	2	C8	GROUP 2A
995	PULLEY BRAKE ACT.	65B81821	27-09-1971	BOEING	2	C8	GROUP 2A
996	OFFSET GR.BOX	65B82986	27-81-71	BOEING	2	C8	GROUP 2A
997	PACKAGE ASSY.	65B83501	27-62-03	BOEING	2	C8	GROUP 2A
998	SHAFT ASSY.	65B84086, 65B84090, 65B81698	27-81-11	BOEING	2	C8	GROUP 2A
999	MECHANISM ASSY.	65B84262	27-21-38	BOEING	2	C8	GROUP 2A
1000	CONTROL DRUM	65B96264	76-11-15	BOEING	3	C7	GROUP 2A
1001	MIXING BOX	65B96268	76-11-12	BOEING	3	C7	GROUP 2A
1002	GRD SERVICE CHECK VV	69-2914	21-23-20	BOEING	2	C1	GROUP 2A
1003	FLAP TRACK HOOK, STOP	69B10912, 69B12792, 65B26459	57-52-70	BOEING	2	C1	GROUP 2A
1004	BOLT ASSY	69B12254, 69B13754, 69B14164	27-51-94	BOEING	2	C8	GROUP 2A
1005	LINK ASSY	69B12270, 69B12271, 69B12272	27-51-94	BOEING	2	C8	GROUP 2A
1006	ROD ASSY - TIE	69B13751, 69B13761, 65B22795	27-51-94	BOEING	2	C8	GROUP 2A



## CAPABILITY LIST

### COMPONENTS OVERHAUL DIVISION

AIESL CAP/01

Part 2

Section 2.1

Issue 2

Rev 0

Dec 2020

SR.NO.	NOMENCLATURE	PART NUMBER	ATA CODE	VENDOR	LEVEL OF MAINT	RATING	REMARKS
1007	ROLLER ASSY, HOOK ASSY	69B14108-XX, 69B14109-XX, 69B14107-XX, 69B14106-XX	27-51-92	BOEING	2	C8	GROUP 2A
1008	SPRING	69B14110	27-51-92	BOEING	2	C8	GROUP 2A
1009	ELEVATOR PCU BOLT	69B82991-XX, 69B81307-X, 69B81741-X, 69B83021-X	27-31-22	BOEING	2	C8	GROUP 2A
1010	RATIO CHANGER ASSY	69B83285	27-62-61	BOEING	2	C8	GROUP 2A
1011	CONTROL ASSY CABLE	7-26146, 7-27074, 7-27078, 7-27079	76-11-05	TELEFLEX	2	C7	GROUP 2A
1012	CONTROL CABLE	7-43717-2, 7-43717-3	75-31-29	TRIUMPH CONTROLS	2	C7	GROUP 2A
1013	BALL SCREW	7822105 To 7822108	27-51-33	SAGINAW	2	C8	GROUP 2A
1014	RUDDER SPRING ROD	A2727086500200	27-21-23	AIRBUS	2	C8	GROUP 2BC
1015	APRON FAIRING ASSY	A5517740100400, A5517740100500	55-15-11	AIRBUS	2	C8	GROUP 2C
1016	APRON FAIRING ASSY	A5517741100200, A5517741100300	55-15-11	AIR-BUS	2	C8	GROUP 2C
1017	APRON FAIRING ASSY	A5517742100200, A5517742100300	55-15-11	AIR-BUS	2	C8	GROUP 2C
1018	SPOILER ASSY-A300B4	A5771001100000, A5771001101000	57-71-11	AIRBUS	2	C8	GROUP 2BC
1019	SPOILER ASSY-A300B4	A5771001200XXX	57-72-11	AIRBUS	2	C8	GROUP 2 B
1020	SPOILER #6, #7	A5777005001400, A5777006001400	57-75-11	AIRBUS	2	C8	GROUP 2C



## CAPABILITY LIST

### COMPONENTS OVERHAUL DIVISION

AIESL CAP/01

Part 2

Section 2.1

Issue 2

Rev 0

Dec 2020

SR.NO.	NOMENCLATURE	PART NUMBER	ATA CODE	VENDOR	LEVEL OF MAINT	RATING	REMARKS
1021	SLAT #1	A5784410000551	57-42-11	AIRBUS	2	C8	GROUP 2C
1022	SLAT #2	A5784421100151	57-43-11	AIRBUS	2	C8	GROUP 2C
1023	SLAT #3	A5784434100100	57-44-11	AIRBUS	2	C8	GROUP 2C
1024	CANNOE FAIRINGS	A57965XXXXXXXX	57-20-35 IPC	AIRBUS	2	C8	GROUP 2C
1025	CANNOE FAIRINGS	A57969XXXXXXXX	57-36-11 IPC	AIRBUS	2	C8	GROUP 2B
1026	LINK ASSY.	A5797408300000, A5797408400000	57-52-05	AIR-BUS	3	C8	GROUP 2C
1027	LINK ASSY	A5797409000200, A5797409000300	57-52-05	AIR-BUS	3	C8	GROUP 2C
1028	RUDDER TRIM CNTRL ASSY.	T602-1	27-21-09	BOEING	3	C8	GROUP 2A
1029	RUDDER TRIM CNTRL ASSY.	T602-4	27-21-10	BOEING	3	C8	GROUP 2A
1030	LIFE VEST	S-51XXX-XXXX	25-61-07	SWITLIK PARACHUTE CO.INC.	2	C6	GROUP 10
1031	LIFE VEST	S-21XXX-XXXX	25-60-200	SWITLIK PARACHUTE CO.INC.	2	C6	GROUP 10
1032	LIFE VEST	PO723E10SXXX	25-60-12	SWITLIK PARACHUTE CO.INC.	2	C6	GROUP 10
1033	CARBON BRAKE	C20558000	32-49-60	MESSIER-BUGATTI	3	C14	GROUP 4
1034	MAIN WHEEL	294W5110-XXX (C20559100)	32-49-61	MESSIER BUGATTI	3	C14	GROUP 4



## CAPABILITY LIST

AIESL CAP/01

### COMPONENTS OVERHAUL DIVISION

Part 2

Section 2.1

Issue 2

Rev 0

Dec 2020

SR.NO.	NOMENCLATURE	PART NUMBER	ATA CODE	VENDOR	LEVEL OF MAINT	RATING	REMARKS
1035	NOSE WHEEL	294W5210-XXX (C20562000)	32-49-62	MESSIER BUGATTI	3	C14	GROUP 4
1036	DESCENT DEVICE ASSY.	379103C	CH.-25 DOC.S379- 3 REV.N.JAN.00	CAPWELL COMP.	2	C6	GROUP 10
1037	FIREX BOTTLE	473957-X	26-21-63	KIDDE AEROSPACE	2	C18	GROUP 11
1038	FIRE EXT.BOTTLE (ENGINE)	33700002	26-22-30	PACIFIC SCIENTIFIC	2	C18	GROUP 11
1039	FIRE EXT.BOTTLE (ENGINE)	34600056-1	26-22-50	PACIFIC SCIENTIFIC	2	C18	GROUP 11
1040	FIRE EXT.BOTTLE	473854-X	26-21-53	KIDDE AEROSPACE	2	C18	GROUP 11
1041	LAVATORY DRAIN VALVE ASSY.	2651-311-XX	38-37-01	KAISER ELEC.PRECISION	3	C6	GROUP 10C
1042	WING ROOT GEAR BOX ASSY.	517A0000-02-03	27-82-04	LUCAS WEB.	2	C8	GROUP 2C
1043	EMERGENCY EVACUATION SLIDE	5A3307SERIES	25-60-37	GOODRICH	3	C8	GROUP 10E
1044	AC2000 LIFE RESERVER	63600-XXX	25-64-02	AIR CRUISERS	2	C6	GROUP 11
1045	NOSE RADOM HOLDING TELESCOPIC STRUT	56501-XX	34-00-01	AVI BANK	2	C6	GROUP 10C
1046	TRANSLATING COWL	D52B1000-1 OR -9	78-00-00	MRAS (GRUMAN)	3	C7	GROUP 8C
1047	PAX LIFE VEST	P01074-119W	25-60-30	EASTERN AERO	2	C6	GROUP 10
1048	CREW SEAT ASSY - FIRST OFFICER	3A258-0042-XX-XX	25-11-1938	IPECO	3	C6	GROUP 10F
1049	CREW SEAT ASSY - CAPTAIN	3A296-0007-XX-X	25-11-1939	IPECO	3	C6	GROUP 10E



## CAPABILITY LIST

### COMPONENTS OVERHAUL DIVISION

AIESL CAP/01

Part 2

Section 2.1

Issue 2

Rev 0

Dec 2020

SR.NO.	NOMENCLATURE	PART NUMBER	ATA CODE	VENDOR	LEVEL OF MAINT	RATING	REMARKS
1050	HYDROLOK	HL10000-XX	25-23-73	P.L. PORTER CONTROLS	3	C6	GROUP 10F
1051	NOSE RADOME ASSY.	284T0052-XX	SRM 53-10-72 AMM 51-70-04	BOEING	3	C6	GROUP 10F
1052	INFANT LIFE VEST	P0640-XXX	25-60-15	EASTERN AERO	2	C6	GROUP 10F
1053	CO2 - N2 RESERVOIR ASSY.	62538-XXX, 62539-XXX, 62540-XXX, 62541-XXX	25-65-22	AIRCROISERS	3	C6	GROUP 11
1054	NO. 1 SLIDE RAFT ASSY.	62771-XXX	25-61-31	AIR CRUISERS	3	C6	GROUP 10F
1055	NO. 2 SLIDE RAFT ASSY.	62772-XXX	25-61-32	AIR CRUISERS	3	C6	GROUP 10F
1056	NO. 3 SLIDE RAFT ASSY.	62773-XXX	25-61-33	AIR CRUISERS	3	C6	GROUP 10F
1057	NO. 4 SLIDE RAFT ASSY.	62774-XXX	25-61-34	AIR CRUISERS	3	C6	GROUP 10F
1058	NO. 4 SLIDE RAFT ASSY.	63604-XXX	25-61-35	AIR CRUISERS	3	C6	GROUP 10F
1059	NO. 2 SLIDE RAFT ASSY.	65342-XXX	25-61-41	AIR CRUISERS	3	C6	GROUP 10F
1060	NO. 4 & 5 SLIDE RAFT ASSY.	65344-XXX	25-61-40	AIR CRUISERS	3	C6	GROUP 10F
1061	NOSE LG RELEASE - RELEASE ASSY.	273A4510-1, -2	32-35-05	BOEING	3	C14	GROUP 5E
1062	SEAT ASSEMBLY - PAX	MODEL 5700	25-27-44	WEBER AIRCRAFT LP	3	C6	GROUP 10D
1063	CREW SEAT ASSY. - FIRST OFFICER	3A296-0008-XX-X	25-11-1939	IPECO	3	C6	GROUP 10E
1064	CREW SEAT ASSY - CAPTAIN	3A258-0041-XX-X	25-11-1938	IPECO	3	C6	GROUP 10F
1065	PRESSURE REGULATOR	8C1024	28-21-07	ALLEN AIRCRAFT	3	C9	GROUP 1F





## CAPABILITY LIST

### COMPONENTS OVERHAUL DIVISION

AIESL CAP/01

Part 2

Section 2.1

Issue 2

Rev 0

Dec 2020

SR.NO.	NOMENCLATURE	PART NUMBER	ATA CODE	VENDOR	LEVEL OF MAINT	RATING	REMARKS
				PRODUCTS			
1066	VALVE - MANIFOLD VACUUM	8C213-1	28-21-03	ALLEN AIRCRAFT PRODUCTS	3	C9	GROUP 1F
1067	VALVE - MANIFOLD DRAIN	8C1002 (60B92602-5)	28-21-06	ALLEN AIRCRAFT PRODUCTS	3	C9	GROUP 1F
1068	VALVE - WATER FILL	8D187-1, -2 (10-60783-16, -17)	38-11-13	ALLEN AIRCRAFT PRODUCTS	3	C6	GROUP 1F
1069	VALVE - WATER FILL	12D151-2 (10-60784)	38-11-15	ALLEN AIRCRAFT PRODUCTS	3	C6	GROUP 1F
1070	WATER DRAIN AND SUPPLY VALVE	12D150 (10-60784-26)	38-11-14	ALLEN AIRCRAFT PRODUCTS	3	C6	GROUP 1F
1071	BALLSCREW GEAR BOX ASSEMBLY	3275538-X	78-32-61 & 78-32-63	HONEY WELL	2	C7	GROUP 2A
1072	DOOR SILL PROTECTOR ASSY	56469-XXX	25-50-39	AIR CARGO SYSTEM	2	C6	GROUP 10C
1073	WIND SHIELD ASSY.	141A4810-XX	56-10-02	PPG	2	C19	GROUP 10E
1074	737 TR BLOCKER DOOR ASSY	315A2512-XX	78-31-24	BOEING	2	C7	GROUP 8E
1075	737 FAN COWL HOLD OPEN ROD	A3482-XX	71-10-58	MARATHON NARCO	2	C7	GROUP 8F
1076	FUSE PIN	112W1712-XX	57-54-77	BOEING	2	C14	GROUP 5F
1077	PRESSURE FUELING SO VALVE	60160-X ( 40884-X & 40885-X )	28-20-05	J C CARTER CO.	3	C9	GROUP 1D
1078	RESTRAINT ASSY	5000-SERIES	25-11-1932	AM SAFE	2	C9	GROUP 10EF
1079	10 PERSON LIFE RAFT	D23969-101	25-62-02	AIR CRUISERS	3	C6	GROUP 10C



## CAPABILITY LIST

AIESL CAP/01

### COMPONENTS OVERHAUL DIVISION

Part 2

Section 2.1

Issue 2

Rev 0

Dec 2020

SR.NO.	NOMENCLATURE	PART NUMBER	ATA CODE	VENDOR	LEVEL OF MAINT	RATING	REMARKS
1080	1ST OBSERVER SEAT 2ND OBSERVER SEAT ASSY	16800-XX 16810 - XX	25-10-2002	4 FLIGHT INDUSTRIES	2	C6	GROUP 10F
1081	PASSENGER SEAT ASSY	859817-XXX	25-27-44	WEBER AIRCRAFT	2	C7	GROUP 10D
1082	POTABLE O2 BOTTLE	3553-XXXX	35-35-53	AVOX	2	C15	GROUP 11
1083	DUCT	3885004-X	49-26-85	AIRBUS INDUTRIES	2	C17	GROUP 7
1084	LIFE VEST	P0723- XXXX	25-60-07	AIR CRUISERS	2	C6	GROUP 10
1085	CREW SEAT ASSY CAPTAIN 1ST OFFICER	3A201-0007-XX-X, 3A201-0007-XX-X	25-10-1987	IPCO	2	C6	GROUP 10E
1086	NOSE COWL ASSEMBLY	314W1400-X	71-11-28	BOEING	2	C7	GROUP 8F
1087	BLOCKER DOOR	315W1591-X	78-31-92,54-33-01	BOEING	3	C7	GROUP 8
1088	FAN DUCT COWL AND THRUST REVERSER ASSEMBLY	315AW2295-XXX	78-31-4078-31-26, 78-31-37, 78-31-24, ATA 54 (SRM)	BOEING	3	C7	GROUP 8
1089	LIFE VEST	63600-XXX	25-64-02,P-12198	AIRCUISER	2	C6	GROUP 10F
1090	OFF WING RAMP SLIDE ASSEMBLY	5A3109-XX	25-65-10,501633, 501634	GOODRICH	3	C6	GROUP 10F
1091	CENTER GUIDE ASSY.	7718140-XX	25-54-19	GOODRICH	2	C6	GROUP 10F
1092	NOSE RADOME ASSY.	284A1801-X	AMM 53-52-00 SRM 53-10-72	BOEING	2	C6	GROUP 10E
1093	WINDOW ASSY. NO.2 OPENABLE	141T4835-XX	56-11-16	BOEING	2	C19	GROUP 10F



## CAPABILITY LIST

AIESL CAP/01

### COMPONENTS OVERHAUL DIVISION

Part 2

Section 2.1

Issue 2

Rev 0

Dec 2020

SR.NO.	NOMENCLATURE	PART NUMBER	ATA CODE	VENDOR	LEVEL OF MAINT	RATING	REMARKS
1094	HEAT EXCHANGER	182820-X	21-50-14	HONEYWELL	2	C1	GROUP 1E
1095	RESERVOIR ASSY	41004509-X	52-10-01	PACIFIC SCIENTIFIC	2	C6	GROUP 11
1096	RESERVOIR & VALVE ASSY.	D17924-XXX	25-65-06	AIRCRAUISER	3	C6	GROUP 11
1097	FAN DUCT COWL & THRUST REV	315W1298-XXX	78-31-84 THRU 92, 54-33-01	BOEING	3	C7	GROUP 8F
1098	POTABLE WATER TANKASSLY	94-050X-00-00X	38-11-15	AOA	2	C6	GROUP 1
1099	NOSE LG COMPONENT ASSLY	162A1100-XX	32-21-12	BOEING	3	C14	GROUP 5E
1100	MLG DOOR COMPONENTS	113A8100-XX	32-13-23	BOEING	3	C14	GROUP 5E
1101	MAIN LG COMPONENT ASSLY	161A1100-XX	32-11-12	BOEING	3	C14	GROUP 5E
1102	MLG SIDE STRUT ASSLY	161A2100-XX	32-11-13	BOEING	3	C14	GROUP 5E
1103	MLG WALKING BEAM COMPONENT	161A7100-XX	32-32-27	BOEING	3	C14	GROUP 5E
1104	NOSE LG DRAG STRUT ASSLY	162A2100-XX	32-21-22	BOEING	3	C4	GROUP 5E
1105	RESTRAINT SYSYTEM ASSLY	503206-SERIES	25-11-2001	AM SAFE	1	C6	GROUP 10F
1106	ELECTRONIC ACCESS DOOR ASSLY	137W2001-XX	52-48-17	BOEING	2	C4	GROUP 10F
1107	RESERVOIR ASSY.	4A3795-X	25-65-11	GOODRICH	3	C6	GROUP 11
1108	RESERVOIR ASSY.	64319XXX	25-65-33	AIRCRAUISER	3	C6	GROUP 10F



## CAPABILITY LIST

AIESL CAP/01

COMPONENTS OVERHAUL DIVISION

Part 2

Section 2.1

Issue 2

Rev 0

Dec 2020

SR.NO.	NOMENCLATURE	PART NUMBER	ATA CODE	VENDOR	LEVEL OF MAINT	RATING	REMARKS
1109	ECY CLASS PAX SEAT ASSY.	13E / 13HR / 13KA SERIES	25-26-59	AVIO INTERIORS	2	C6	GROUP 10F
1110	ECY CLASS PAX SEAT ASSY	13EX / 13HR / 13KG SERIES	25-26-82	AVIO INTERIORS	2	C6	GROUP 10F
1111	FIRST CLASS PAX SEAT ASSY.	17NA1T / 17NA2T / SERIES	25-26-64	AVIO INTERIORS	2	C6	GROUP 10F
1112	FIRST CLASS PAX SEAT ASSY.	17NA / SERIES	25-27-11	AVIO INTERIORS	2	C6	GROUP 10F
1113	BUSINESS CLASS PAX SEAT ASSY.	17KC / 17LC / SERIES	25-26-60	AVIO INTERIORS	2	C6	GROUP 10F
1114	BUSINESS CLASS PAX SEAT ASSY.	17KC / 17LC / SERIES	25-27-10	AVIO INTERIORS	2	C6	GROUP 10F
1115	PARTIAL LOAD STOP ASSEMBLY.	7711130 - X	25-50-06	GOODRICH	2	C6	GROUP 10F
1116	CENTER STOP LOCK ASSEMBLY.	7425180 - X	25-51-17	GOODRICH	2	C6	GROUP 10F
1117	PALLET LOCK ASSEMBLY	771050 -X	25-50-41	LUCAS	2	C6	GROUP 10F
1118	MECHANICAL TIME FAUCET& DRAIN ASSY.	9834 - X	38-20-12	ADAMS RITE AEROSPACE	3	C6	GROUP 1F
1119	FUEL LEVEL MEASURING STICK.	1140-0183 SERIES	28-40-11	ROCKWELL COLLINS	3	C9	GROUP 1E
1120	FUEL LEVEL INDICATOR	1140-0174 – X SERIES	28-40-09	KAISER ELECT.	3	C9	GROUP 1F
1121	BLEED AIR ORECOOLER	2341178 – X	36-12-10	HONEYWELL	2	C1	GROUP 1E
1122	ROLLER & LOCK ASSY. RETRACTABLE GUIDE	7718370 – X	25-51-05	GOODRICH	2	C6	GROUP 10F



## CAPABILITY LIST

AIESL CAP/01

### COMPONENTS OVERHAUL DIVISION

Part 2

Section 2.1

Issue 2

Rev 1

Mar 2021

SR.NO.	NOMENCLATURE	PART NUMBER	ATA CODE	VENDOR	LEVEL OF MAINT	RATING	REMARKS
1123	LENS ASSEMBLY	116A1510 -X	IPC 33-42-01	BOEING	3	C8	GROUP 2E
1124	LENS ASSEMBLY	116W1401 -X	IPC 33-44-02	BOEING	3	C8	GROUP 2F
1125	VALVE- FILL WATER	12D1010	38-11-20	ALLEN AIRCRAFT PROD.	3	C6	GROUP 1E
1126	PILOT/COPILOT CREW SEAT ASSEMBLY	3A380-000X-01-X	25-11-1969	IPECO	2	C6	GROUP 10G
1127	2ND OBSERVER CREW SEAT ASSEMBLY	3A384-0007-XX-X	25-11-1971	IPECO	2	C6	GROUP 10G
1128	ELECTRICAL CARBON BRAKE ASSEMBLY	C20599100	32-45-65	MESSIER BUGATTI	3	C14	GROUP 4G
1129	MAIN WHEEL AND TYRE ASSEMBLY	685Z1000-561/562 685Z1000-571	BCMM 32-45-01 SCMM 32-49-64 SCMM 32-49-75	MESSIER BUGATTI	3	C14	GROUP 4G
1130	NOSE WHEEL AND TYRE ASSEMBLY	685Z2000-591	BCMM 32-45-02 SCMM 32-49-63	MESSIER BUGATTI	3	C14	GROUP 4G
1131	PAX SEAT ASSEMBLY B/C	S33508-001-XXX	25-24-83	CONTOUR	2	C6	GROUP 10G
1132	1st OBSERVER CREWSEAT ASSY	3A383-0007-XX-X	25-11-1970	IPECO	2	C6	GROUP 10G
1133	ROLLER SHADE ASSEMBLY	170-144XX-990	25-13-15	VISION SYSTEM	2	C6	GROUP 10E
1134	EQUIPMENT ACCESS DOOR ASSEMBLY	141A6710-XX	52-48-13	BOEING CO	2	C4	GROUP 10E
1135	CARGO SIDE GUIDE RAIL ASSY.	7713XXX-XX	25-51-37	GOODRICH	2	C6	GROUP 10F
1136	MOUNT ASSEMBLY (B777)	C-749 SERIES	25-20-60	AVIO INTERIORS	2	C6	GROUP 10F
1137	MOUNT ASSEMBLY (B777)	C-757/C-761 SERIES	25-20-61	AVIO INTERIORS	2	C6	GROUP 10F



## CAPABILITY LIST

### COMPONENTS OVERHAUL DIVISION

AIESL CAP/01

Part 2

Section 2.1

Issue 2

Rev 0

Dec 2020

SR.NO.	NOMENCLATURE	PART NUMBER	ATA CODE	VENDOR	LEVEL OF MAINT	RATING	REMARKS
1138	NGS HEAT EXCHANGER	2341790-1	47-32-06	ENGINES SYST & SER.	2	C9	GROUP 1E
1139	MULTIPLE PIN FLUSH HANDLE LATCH ASSY	HA247-XX	52-48-08	HARTWELL CORP	2	C4	GROUP 10E
1140	WIND SHIELD ASSEMBLY	5-89354-XXXX	56-11-11	BOEING COMPANY	2	C19	GROUP 10E
1141	OXYGEN CYLINDER ASSEMBLY	4441129-XXX	35-22-06	B E AEROSPACE	2	C15	GROUP 11G
1142	OXYGEN REGULATOR ASSEMBLY	4441088-115	35-14-04	B E AEROSPACE	3	C15	GROUP 11G
1143	PORTABLE O2 BOTTLE(3553 CYLINDER & MASKMASK)	806868-01	35-38-68	AVOX SYSTEM	3	C15	GROUP 11G
1144	LIFE VEST	66601-XXX	25-64-05	AIR CRUISER	2	C6	GROUP 10G
1145	SEAT ASSY – ECY CLASS MODEL 55751	862174-XXX,862178 -XXX TO 862183-XXX	25-28-27	WEBER	2	C6	GROUP 10G
1146	FIRE EXTIGUISHER	474530-1	26-22-28	KIDDE AEROSPACE	1	C18	GROUP 10G
1147	FIRE EXTIGUISHER	474456-1	26-22-22	KIDDE AEROSPACE	1	C18	GROUP 10G
1148	FIRE EXTIGUISHER	474490-X	26-22-21	KIDDE AEROSPACE	1	C18	GROUP 10G
1149	FIRE EXTIGUISHER	474422-X	26-22-21	KIDDE AEROSPACE	1	C18	GROUP 10G
1150	FIRE EXTIGUISHER	475166-X	26-22-52	KIDDE AEROSPACE	1	C18	GROUP 10G
1151	FILTER REG. ASSY (FIRE EXTIGUISHER)	474435	26-22-27	KIDDE AEROSPACE	1	C18	GROUP 10G
1152	EPAS RESERVOIR ASSEMBLY	41004654-X	52-11-05	PACIFIC SCIENTIFIC	1	C4	GROUP 11G



## CAPABILITY LIST

### COMPONENTS OVERHAUL DIVISION

AIESL CAP/01

Part 2

Section 2.1

Issue 2

Rev 0

Dec 2020

SR.NO.	NOMENCLATURE	PART NUMBER	ATA CODE	VENDOR	LEVEL OF MAINT	RATING	REMARKS
1153	SPOILER MIXER ASSEMBLY	251A1741-X	27-67-04	BOEING	3	C8	GROUP 2E
1154	PRESSURE FUELLING ADAPTOR	K97B63-601	28-11-2015	INTERTECHNIQUE	3	C9	GROUP 1F
1155	OIL COOLER & RELIFE BYPASS VALVE	UA538551-(S332A260-1)	24-11-2005	PARKER AEROSPACE- UNITED AIRCRAFT PRODUCTS	3	C5	GROUP 1E
1156	NOSE COWL	314-2100-XXX	54-10-10, 71-11-22	GOODRICH AEROSTRUCTURE	3	C20,C7	GROUP 8E
1157	HEAT EXCHANGER	810208-X	21-52-02	HAMILTON SUNSTRAND	2	C1	GROUP 1E
1158	FAIRING ASSEMBLY AFT (#3 &6)	113A9350-X	IPC 27-51-18	BOEING	2	C8	GROUP 02E
1159	FAIRING ASSEMBLY FWD (#1 &8 )	113A9110-X	IPC 27-51-28	BOEING	2	C8	GROUP 02E
1160	FAIRING ASSEMBLY AFT (#1 &8 )	113A9150-X	IPC 27-51-28	BOEING	2	C8	GROUP 02E
1161	FA1161IRING ASSEMBLY AFT (#2 &7 )	113A9250-X	IPC 27-51-28	BOEING	2	C8	GROUP 02E
1162	FAIRING ASSEMBLY FWD (#2 &7 )	113A9210-X	IPC 27-51-28	BOEING	2	C8	GROUP 02E
1163	TAIL CONE ASSEMBLY (#1,2,7,8)	113A9252-X	IPC 27-51-28	BOEING	2	C8	GROUP 02E
1164	TAIL CONE ASSEMBLY (#3,6)	113A9352-X	IPC 27-51-18	BOEING	2	C8	GROUP 02E
1165	FAIRING ASSEMBLY FWD (#3 &6 )	113A9310-X	IPC 27-51-18	BOEING	2	C8	GROUP 02E
1166	WING LEADING EDGE FINAL NUMBER #7 & #8 SLAT ASSEMBLY	114W2100-X	CMM 57-43-77	BOEING	2	C8	GROUP 02F



## CAPABILITY LIST

AIESL CAP/01

### COMPONENTS OVERHAUL DIVISION

Part 2

Section 2.1

Issue 2

Rev 0

Dec 2020

SR.NO.	NOMENCLATURE	PART NUMBER	ATA CODE	VENDOR	LEVEL OF MAINT	RATING	REMARKS
1167	WING LEADING EDGE FINAL NUMBER #6 & # 9 SLAT ASSEMBLY	114W4160-X , 654W0006-212/213	CMM 57-43-76	BOEING	2	C8	GROUP 02F
1168	WING LEADING EDGE FINAL NUMBER #4 & #11 SLAT ASSEMBLY	114W4140-X ,654W0006- 206/207/208/209	CMM 57-43-74	BOEING	2	C8	GROUP 02F
1169	WING LEADING EDGE FINAL NUMBER #3 & #12 SLAT ASSEMBLY	114W4130-X ,654W0006- 196/ 197/202/203/204	CMM 57-43-73	BOEING	2	C8	GROUP 02F
1170	WING LEADING EDGE FINAL NUMBER #2 & #13 SLAT ASSEMBLY	114W4120-X ,654W0006- 194/ 195/199/200/201	CMM 57-43-72	BOEING	2	C8	GROUP 02F
1171	WING LEADING EDGE FINAL NUMBER #1 & #14 SLAT ASSEMBLY	114W5110-X	CMM 57-43-79	BOEING	2	C8	GROUP 02F
1172	WING LEADING EDGE FINAL NUMBER #5 & #10 SLAT ASSEMBLY	114W4150-X , 654W0006-210/211	CMM 57-43-75	BOEING	2	C8	GROUP 02F
1173	CREW REST DOOR PUSH BUTTON LATCH ASSEMBLY	H3-1833-XX	CMM 25-20-03	HYPER ENGINEERING	2	C6	GROUP 10F
1174	A/C ECONOMY PAX SEAT	13CG1T()()()FY, 13CN1T()()()FY	CMM 25-26-68	AVIO INTERIORS	2	C6	GROUP 10E
1175	ROLLER SHADE ASSEMBLY	170-15647-990, 170-15648-990, 170-15649-990, 170-15650-990	CMM 25-13-18	R.B.E.S.A FRANCE	2	C6	GROUP 10F
1176	OIL TANK	340-403-802-0 (41F5102)	CMM 79-11-22	BOEING	2	C7	GROUP 1E
1177	RESERVOIR AND VALVE ASSEMBLY	66752-XXX,66753-XXX	CMM 25-65-56	AIR CRUISERS	3	C6	GROUP 11
1178	MAIN GEAR GEAR CUSTOMER END ITEMS	001A6103-XX	CMM 32-11-16	BOEING	3	C14	GROUP 05E
1179	MAIN LANDING GEAR INSTALLATION COMPONENTS	161A0101-X, 161A1191-XXX, 161A1192-XXX, 161A2125-X,161A2318-X,	CMM 32-11-09	BOEING	3	C14	GROUP 05E





## CAPABILITY LIST

AIESL CAP/01

COMPONENTS OVERHAUL DIVISION

Part 2

Section 2.1

Issue 2

Rev 0

Dec 2020

SR.NO.	NOMENCLATURE	PART NUMBER	ATA CODE	VENDOR	LEVEL OF MAINT	RATING	REMARKS
		161A2330-X,161A2331-X, 161A2332-X, 161A2333-X					
1180	MLG WHEEL AND TYRE INSTALLATION COMPONENTS	277A6000-XXX	CMM 32-11-17	BOEING	3	C14	GROUP 04E
1181	DOOR #1 (LH) SINGLE LANE EVACUATION SLIDE RAFT ASSEMBLY.	66671-201	CMM 25-61-45	AIRCRAUSER	3	C6	GROUP 10G
1182	DOOR #1 (RH) SINGLE LANE EVACUATION SLIDE RAFT ASSEMBLY	66671-202	CMM 25-61-44	AIRCRAUSER	3	C6	GROUP 10G
1183	DOOR #2 (LH) DUAL LANE EVACUATION SLIDE RAFT ASSEMBLY	66572-201	CMM 25-61-47	AIRCRAUSER	3	C6	GROUP 10G
1184	DOOR #2 (RH) DUAL LANE EVACUATION SLIDE RAFT ASSEMBLY	66572-202	CMM 25-61-46	AIRCRAUSER	3	C6	GROUP 10G
1185	DOOR #3 (LH) SINGLE LANE EVACUATION SLIDE RAFT ASSEMBLY	66673-201	CMM 25-61-51	AIRCRAUSER	3	C6	GROUP 10G
1186	DOOR #3 (RH) SINGLE LANE EVACUATION SLIDE RAFT ASSEMBLY.	66673-202	CMM 25-61-50	AIRCRAUSER	3	C6	GROUP 10G
1187	DOOR #4 (LH) DUAL LANE EVACUATION SLIDE RAFT ASSEMBLY	66574-201	CMM 25-61-53	AIRCRAUSER	3	C6	GROUP 10G
1188	DOOR #4 (RH) DUAL LANE EVACUATION SLIDE RAFT ASSEMBLY	66574-202	CMM 25-61-52	AIRCRAUSER	3	C6	GROUP 10G
1189	FIRE EXTINGUISHER CONTAINER	473876-X	CMM 26-21-54	Kidde Aerospace	1	C18	GROUP 11
1190	MLG UP LOCK ASSEMBLY	161A6100-XX	CMM 32-32-34	BOEING	3	C14	GROUP 05E
1191	NLG INSTALLATION COMPONENTS	162A0301-XXX, 162A0302-XXX, 162A2118-XXX, 162A2301-XXX, 162A2302-XXX, 273A1121-XXX, 275A5400-XXX.	CMM 32-21-07	BOEING	3	C14	GROUP 05E



## CAPABILITY LIST

### COMPONENTS OVERHAUL DIVISION

AIESL CAP/01

Part 2

Section 2.1

Issue 2

Rev 0

Dec 2020

SR.NO.	NOMENCLATURE	PART NUMBER	ATA CODE	VENDOR	LEVEL OF MAINT	RATING	REMARKS
1192	NLG CUSTOMER END ITEM	001A6200-XX	CMM 32-21-16	BOEING	3	C14	GROUP 05E
1193	NLG WHEEL AND TYRE INSTALLATION COMPONENTS	277A6000-XXXX	CMM 32-21-17	BOEING	3	C14	GROUP 04E
1194	PIN- HANGER LINK, NUT-HANGER LINK, WASHER –HANGER LINK, LINK ASSEMBLY - HANGER ,PLATE- LOCK,	115A1610-X,115A1630-X, 115A1640-X,115A1500-X.	CMM 57-15-01	BOEING	3	C14	GROUP 05E
1195	RACE ASSEMBLY.- Outer, BALL ASSEMBLY - SPLIT, BALL ASSEMBLY - SPLIT, PLATE- LOCK, NUT- RETAINER ,TAB--LOCK	161A1501-X,161A1502-X, 161A1503-X,161A1504-X, 161A1505-X,	CMM 57-15-01	BOEING	3	C14	GROUP 05E
1196	CAP- FUSE, PIN - RETENTION, EXTENTION- LUBE, WASHER- SPECIAL, NUT SELF LOCKING, ROD.	115A5280-X,115A5281-X, 115A5282-X,115A5283-X, 115A5284-X.	CMM 57-15-01	BOEING	3	C14	GROUP 05E
1197	HOUSING ASSEMBLY, PIN- FUSE, RACE ASSEMBLY - OUTRER, PIN ASSEMBLY, NUT – RETAINER.	115A5240-X,115A5260-X, 161A1187-X,161A1188-X, 161A1203-X.	CMM 57-15-01	BOEING	3	C14	GROUP 05E
1198	CYLINDER AND VALVE ASSEMBLY	806835-01	CMM 35-18-35	AVOX	3	C15	GROUP 11
1199	TRACK AND DRIVE MECH. ASSEMBLY	141W7231-XX	CMM 56-11-17	BOEING	2	C19	GROUP 10F
1200	CFCC OXYGEN CYLINDER AND VALVE ASSEMBLY	B42365-6	35-12-06	COBHAM	3	C15	GR 11
1201	EMERGENCY OXYGEN PORTABLE CREW DEMAND TYPE	441106-111	35-30-13	B/E AEROSPACE	3	C15	GR 11
1202	QUAD. HEAT EXCHANGER	7003609-X	21-52-87	HAMILTON SUNSTRAND	1	C1	GR 01G
1203	NGS HEAT EXCHANGER ASSEMBLY	7012011H01	47-14-04	HAMILTON SUNSTRAND	1	C1	GR 01G
1204	NOSE RADOME ASSEMBLY	5195-200-X	53-12-79	BOEING	2	C20	GR 10G



## CAPABILITY LIST

### COMPONENTS OVERHAUL DIVISION

AIESL CAP/01

Part 2

Section 2.1

Issue 2

Rev 0

Dec 2020

SR.NO.	NOMENCLATURE	PART NUMBER	ATA CODE	VENDOR	LEVEL OF MAINT	RATING	REMARKS
1205	WINDSHIELD ASSEMBLY	190800-XX	56-10-20	BOEING	2	C19	GR 10G
1206	WINDOW ASSEMBLY (CABIN)	403Z1341-XX	56-21-03	BOEING	2	C19	GR 10G
1207	SIDE GUIDE ASSEMBLY	7873035-X	50-21-64	GOODRICH	2	C6	GR 10G
1208	CENTER GUIDE ASSEMBLY	7875130-X	50-21-02	UTC	2	C6	GR 10G
1209	SIDE GUIDE ASSEMBLY	7873027-X	50-21-65	GOODRICH	2	C6	GR 10G
1210	PALLET LOCK ASSEMBLY	7870167-X	50-21-07	GOODRICH	2	C6	GR 10G
1211	INFANT LIFE VEST	216203-X	25-65-06	AERAZUR	2	C6	GR 10G, E
1212	DOOR ASSEMBLY (FWD CARGO HANDLING)	141W5350-X	IPC 52-34-55-01	BOEING	2	C4	GR 10F
1213	HATCH ASSEMBLY	151W1991-X	IPC52-53-01-01	BOEING	2	C4	GR 10F
1214	SNUBBER ASSEMBLY	141A6105-X	52-11-09	BOEING	2	C4	GR 10F
1215	WINDOW ASSEMBLY No.3	141U4831-XX	56-11-03	BOEING	2	C19	GR 10D
1216	ATS164 AIRTRANSPORT STRETCHER	1123000-XXX	25-67-46	BUCHER	2	C6	GR 10G
1217	CYLINDER-REGULATOR ASSEMBLY	4441295-XXX	35-14-06	B/E AEROSPACE	3	C15	GR 11
1218	OXYGEN CYLINDER ASSEMBLY PAX	4441787-XXX	35-22-29	B/E AEROSPACE	3	C15	GR 11
1219	INNER CYLINDER ASSEMBLY	161W2120-X	32-11-65	BOEING	2	C14	GR 5F
1220	MLG AFT TRUNNION HOUSING	161W1500-X	32-11-82	BOEING	2	C14	GR 5F



## CAPABILITY LIST

AIESL CAP/01

### COMPONENTS OVERHAUL DIVISION

Part 2

Section 2.1

Issue 2

Rev 0

Dec 2020

SR.NO.	NOMENCLATURE	PART NUMBER	ATA CODE	VENDOR	LEVEL OF MAINT	RATING	REMARKS
	ASSEMBLY						
1221	MLG FWD TRUNNION HOUSING ASSEMBLY	112W1710-XX	57-54-77	BOEING	2	C14,A1	GR 5F
1222	MLG CENTER AXLE ASSEMBLY	161W1163-XX	32-11-64	BOEING	2	C14	GR 5F
1223	INLET COWL ASSEMBLY	721Z1100-XXX	71-11-32/-28/-26	GOODRICH	2	C7	GR 8G
1224	STRUCTURAL REPAIR ON B787 AIRCRAFT	-	B787 SRM	BOEING	2	A1	GR 9G
1225	REPAIR OF COMPOSITE MATERIAL STRUCTURE AND COMPONENT REPAIR OF B737-800 AIRCRAFT	-	B737 SRM	BOEING	2	C20,A1	GR 3
1226	REPAIR OF COMPOSITE MATERIAL STRUCTURE AND COMPONENT REPAIR OF B787-8 AIRCRAFT	-	B787 SRM	BOEING	2	C20,A1	GR 3
1227	LINK ASSEMBLY FAIRING	113W9107-X, 113W9207-X, 113W9303-5, -6	57-26-60	BOEING	2	C20	GR 2F
1228	DRAIN VALVE ASSEMBLY	2651-278-21	38-38-09	KAISER ELECTRO PRECESSION	3	C6	GR 10E
1229	NEW GENERATION STRETCHER	1120030-XXX	25-67-48	BUCHER	2	C6	GR 10E
1230	TRACK MOUNTED CABIN ATTENDANT SEAT ASSEMBLY	2787XXXAB(MODEL 2787)	25-21-92	GOODRICH (UTC)	2	C6	GR 10G
1231	CONDENSER REHEATER HEAT EXCHANGER	810210-X	21-72-02	HAMILTON SUNDSTRAND	2	C1	GR 1F
1232	NGS HEAT EXCHANGER	2341924-X	47-32-12	HONEYWELL	2	C7	GR 1E
1233	BOEING 787 AIRCRAFT REPAIR / FABRICATION OF PAX,SIDEWALL FLOOR PANELS AND LINERS AS PER SAMPLE	-	SRM 53-00-50, AMM 50-11-06	BOEING	2	C6,20	GR 7G



## CAPABILITY LIST

AIESL CAP/01

### COMPONENTS OVERHAUL DIVISION

Part 2

Section 2.1

Issue 2

Rev 0

Dec 2020

SR.NO.	NOMENCLATURE	PART NUMBER	ATA CODE	VENDOR	LEVEL OF MAINT	RATING	REMARKS
	AND DRAWINGS.						
1234	MLGLEG AND DRESSING	201582001/2/3/4/5/6/7/8-XXX	32-12-24	SAFRAN LANDING SYSTEM	3	C14	GR 05
1235	MLG LEG/ SHOCK ABSORBER SUB-ASSEMBLY	201540001/2/3/4/5/6/7/8-XXX, 201371268	32-12-25	SAFRAN LANDING SYSTEM	3	C14	GR 05
1236	NLG LEG STRUCTURE	D23590000-X, D23590510-X, D23590020-X, D23590520-X	32-27-20	SAFRAN LANDING SYSTEM	3	C14	GR 05
1237	NLG LEG ASSEMBLY	D23592000, D23592000-X, D23592020, D23592020-X	32-27-21	SAFRAN LANDING SYSTEM	3	C14	GR 05
1238	NLG FORESTAY ASSEMBLY	D23596000, D23596000-X, D23073000-X	32-27-22 32-37-01	SAFRAN LANDING SYSTEM	3	C14	GR 05
1239	NLG LEG ASSEMBLY	D23757500-X, D23757550-X, D23757050-X	32-27-59 32-27-40	SAFRAN LANDING SYSTEM	3	C14	GR 05
1240	NLG LOCK LINK	D23075000 SERIES, D23612000 SERIES.	32-27-24 32-37-03	SAFRAN LANDING SYSTEM	3	C14	GR 05
1241	MLG SIDE STAY	201166013,201166014, 201166, 201061 SERIES,201058001 SERIES,201058002 SERIES	32-12-26 32-11-25 32-11-16	SAFRAN LANDING SYSTEM	3	C14	GR 05
1242	MLG LOCK STAY	201058003 SERIES, 201403001 SERIES	32-12-27 32-11-87	SAFRAN LANDING SYSTEM	3	C14	GR 05
1243	PIN-PINTLE REAR MLG	D3215303200XXX, D3215600400XXX SERIES	32-11-07	AIRBUS	3	C14	GR 05
1244	LOCK SPRING	D23611000, D23077000/-XSERIES	32-27-27 32-37-05	SAFRAN LANDING SYSTEM	2	C14	GR 05
1245	LOCK SPRING	201059001	32-11-19	SAFRAN LANDING SYSTEM	2	C14	GR 05



## CAPABILITY LIST

AIESL CAP/01

### COMPONENTS OVERHAUL DIVISION

Part 2

Section 2.1

Issue 2

Rev 3

Feb 2022

SR.NO.	NOMENCLATURE	PART NUMBER	ATA CODE	VENDOR	LEVEL OF MAINT	RATING	REMARKS
1246	TOWING FITTING	D23123000, D23278XXX-X, D23281XXXXSERIES	32-27-06 32-27-11	SAFRAN LANDING SYSTEM (MBD)	2	C14	GR 05
1247	NLG LEG FITTING	D236070XX-XXX, D236075XX-XXXSERIES	32-27-26	SAFRAN LANDING SYSTEM (MBD)	3	C14	GR 05
1248	BASIC SIDE STAY	20105700X, 20116300X SERIES	32-11-18 32-11-26	SAFRAN LANDING SYSTEM (MBD)	3	C14	GR 05
1249	NLG SHOCK OBSERVER	D23067000/-X, D23067005/-X, D23592000/-X/-XXX, D23592020/-X/-XXX, D23592030/-X, D23592040 SERIES	32-27-05 32-27-11 32-27-33 32-27-37 32-27-48	SAFRAN LANDING SYSTEM (MBD)	3	C14	GR 05
1250	FORE STAY	D23599000, D23599000-X SERIES	32-27-23	SAFRAN LANDING SYSTEM (MBD)	3	C14	GR 05
1251	SLEEVE- NLG ACTUATING CYLINDER	D3221407920000	32-31-09	AIRBUS	3	C14	GR 05
1252	PIN ASSEMBLY- NLG ACTUATING CYLINDER	D3221408000000	32-31-07	AIRBUS	3	C14	GR 05
1253	NUT ASSEMBLY –PINTAL PIN	D3214022000XXX, D3215001100000, D3215601000XXX, D3215603100000 SERIES	32-11-04	AIRBUS	3	C14	GR 05
1254	ELECTRICAL CARBON BRAKE ASSEMBLY	C20648000	32-49-76	SAFRAN LANDING SYSTEM	3	C14	GR. 04G
1255	CABIN AIR COMPRESSOR Y-DUCT	622Z4930-X	AMM DMC-787-A- 21-51-26-004- 664A-A	BOEING	2	C1	GR-01G
1256	VALVE SWING CHECK	2S2072	21-30-01	CRISSAIR INC.	2	C1	GR 01E
1257	NGS REGEN HEAT EXCHANGER ASSEMBLY	2342176-X	47-32-14	HONEYWELL	2	C9	GR 01F



## CAPABILITY LIST

AIESL CAP/01

### COMPONENTS OVERHAUL DIVISION

Part 2

Section 2.1

Issue 2

Rev 3

Feb 2022

SR.NO.	NOMENCLATURE	PART NUMBER	ATA CODE	VENDOR	LEVEL OF MAINT	RATING	REMARKS
1258	WATER FILTER ASSEMBLY	1743705-X	AMM 38-11-07	BOEING	2	C6	GR 01F
1259	FAN INLET DIFFUSER HOUSING	810207--X	21-52-01	UTC AEROSPACE-HAMILTON SUNDSTRAN	2	C1	GR.01F
1260	PRESSURE FUELLING SHUT OFF VALVE	40885-8	28-20-36	EATON INDUSTRIAL CORPORATION	2	C9	GR.01F
1261	FUEL TANK ACCESS DOOR ASSEMBLY	110U6011-X, 110U6012-X, 110U6021-X, 110U6022-X, 112N6101-X, 112N6102-X 112T4607-X, 112U6012-X, 112W8201-X, 112W8202-X, 342W2801-XX,65C33092-X, 65C33147-XX,65C38396-X	28-11-07	BOEING	2	C9	GR.01F
1262	CARGO ROLLER TRAY ASSEMBLY	7712100-1THRU 7712267-1	25-51-21	GOODRICH	2	C6	GR. 10F
1263	FIRST OBSERVER SEAT	1106-XX	25-11-07	UTC AEROSPACE-AMI INDUSTRIES	2	C6	GR.10E
1264	FAN COWL ASSEMBLY	314-2200-XX	71-13-30 SRM54-20-01	GOODRICH	2	C7,20	GR.08E
1265	FAN COWL HOLD OPEN ROD	A3482-X	71-10-58	MARATHON NORCO AEROSPACE	2	C7	GR.08E
1266	DOOR ASSEMBLY- FUEL TANK ACCESS	110A0113-X	AMM 28-11-11	BOEING	2	C9	GR.01E
1267	VARIABLE LEAD IN-GUIDE ASSEMBLY	7870140-X	50-21-12	GOODRICH	2	C6	GR.10G
1268	SIDE GUIDE ASSEMBLY	7873034-X	50-21-68	GOODRICH	2	C6	GR.10G



## CAPABILITY LIST

AIESL CAP/01

COMPONENTS OVERHAUL DIVISION

Part 2

Section 2.1

Issue 2

Rev 3

Feb 2022

SR.NO.	NOMENCLATURE	PART NUMBER	ATA CODE	VENDOR	LEVEL OF MAINT	RATING	REMARKS
1269	ROLLOUT STOP/ LOCK ASSEMBLY	7711380-X	25-54-10	GOODRICH	2	C6	GR.10F
1270	ROLL OUT STOP LOCK ASSEMBLY	7874110-X	50-21-20	UTC (GOODRICH)	2	C6	GR.10G
1271	SIDE GUIDE ASSEMBLY	7873032-X	50-21-67	GOODRICH	2	C6	GR.10G
1272	CONTAINER LOCK ASSEMBLY	7870102-X	50-21-10	GOODRICH	2	C6	GR.10G
1273	CARGO NET/ STANCHION ASSY	453A1810-XX	25-50-01	BOEING	2	C6	GR.10E
1274	NARROW DOUBLE WALL MOUNTED ATTENDANT SEAT	2110-10XXXX	25-78-99	UTC	2	C6	GR.10E
1275	AIR INLET DEFLECTOR DOOR ASSEMBLY	491Z5991-XX	52-48-16	BOEING	2	C4	GR.10G
1276	THRUST REVERSER B787-8 (LH/RH)	721Z3030-XXX, 721Z3040-XXX, 721Z3050-XXX, 721Z3060-XXX,	78-32-79, 78-32-82, 78-32-80, 78-32-83, SRM B787-A-54-31-01	GOODRICH AEROSTRUCTURES	2	C7	GR. 08G





## CAPABILITY LIST

AIESL CAP/01

COMPONENTS OVERHAUL DIVISION – GENERAL PROCESS

Part 2

Section 2.2

Issue 2

Rev 0

Dec 2020

### 2.2 COMPONENT OVERHAUL DIVISION – GENERAL PROCESSES

S/N	WORK/ACTIVITY	REF.DOCUMENT / SPEC.	EQUIPMENT	REMARKS
1	ALL STRUCTURAL REPAIR & MODIFICATIONS ON AIRCRAFT AND COMPONENTS INCLUDING EDDY CURRENT INSPECTION	APPLICABLE SRM AND CMM AND NON-DESTRUCTIVE TEST MANUALS BOEING B747, AIRBUS A310, A300B4, B777-XX & B737-XX.	EDDY CURRENT- ELOTTEST B1, MIZ-10B, LOCATOR UH, RECHII	
2	COLD WORKING OF FASTENER HOLES	B747 SRM CH 51-30-09 A310/ A300B4 / B777-XX SRM CH 51-40-41	UNIVERSAL KIT FROM FTI, USA & TOOLS SPECIFIED IN REF SRM	
3	HEAT TREATMENT  HARDENING  TEMPERING  ANNEALING  ALUMINIUM - HEAT TREATMENT  TITANIUM - HEAT TREATMENT  CORROSION RESISTANT STEEL - HEAT TREATMENT  ALLOY STEEL - HEAT TREATMENT  STRESS RELIEVING OF DUCTS - TITANIUM, INCONEL 625,  718 ALUMINIUM 6061 AND ALUMINIUM 5052	BAC 5602, PMS 01-03-12  BAC 5613, PMS 01-03-13  BAC 5619, PMS 01-03-15  BAC 5617, PMS 01-03-17	i. OVEN-THERELEK 0 - 3000*C  ii. FURNACE-WILD BARFIELD TEMP 0 - 1050*C DIM 5"X28"X10"  iii. FURNACE-WILD BARFIELD TEMP 0 - 1000*C DIM 22"diaX56"  iv. FURNACE-THERELEK TEMP 0 - 700*C  v. ELECTRIC OVEN-BAGSVIG TEMP 0 - 300*F DIM 33"X39"X35"  vi. FURNACE-SAMRAT TEMP 0 - 850*C DIM 4350"(l) X 1260"(w) X 1650"(h)	



## CAPABILITY LIST

AIESL CAP/01

### COMPONENTS OVERHAUL DIVISION – GENERAL PROCESS

Part 2

Section 2.2

Issue 2

Rev 0

Dec 2020

S/N	WORK/ACTIVITY	REF.DOCUMENT / SPEC.	EQUIPMENT	REMARKS
4	<b>DUCT REPAIRS</b>			
(a)	DUCT REPAIR --- B747, A310,A300B4,B777*  DUCT MATERIALS -- TITANIUM, INCONEL 625 & 718,  ALUMINUM 5052 AND ALUMINUM 6061, CRES AISI 321 & 347 CRES AISI 321 & 347	APPLICABLE DUCT REPAIR CMM OF B777  DUCT REPAIR MANUAL OF B747,Ch 36-10-04 DUCT REPAIR MANUAL OF A310, A300B4 Ch 21-11-01 to 21-63-02 & Ch 25-34-01, 26-15-01, 30-11-05, 36-11-05 to 36-14-05 B737 - AMM - 21 - 00 – 05		
(b)	DUCT REPAIR IN SECTION(COMPOSITE MATERIAL OF B737 AIRCRAFT			
5 (a)	FLOOR BOARDS, CARGO CEILING, SIDE WALL AND  DECOMPRESSION PANEL FABRICATION AND REPAIR.	B747 CMM 53 - 20 - 01, A310 AMM 25-00-00 A310 CMM 53-10-20, A300 AMM 25-00-00 B777 CMM AS APPLICABLE		
(b)	FLOOR BOARDS,CARGO CEILING SIDE WALL AND DECOMPRESSION PANEL FABRICATION AND REPAIR OF B737 SERIES AIRCRAFT.	B737 - SRM - 53-00-50 B737 - AMM - 25-52-01		
6	WELDING OF METALS GROUP I ALUMINUM ALLOYS GROUP II MAGNESIUM ALLOYS GROUP III CARBON STEEL  GROUP IV CORROSION & HEAT RESISTANT STEEL GROUP V NICKEL ALLOY / INCONEL / NIMONIC GROUP VII TITANIUM ALLOY	BAC 5948, PMS 01-04-20          BAC 5975          PMS 01-04-21	MILLER SYNCROWAVE TIG WELDING MACHINE 300 amp	WORK ONLY BY VALID COC VALID HOLDER          IN WELDING



## CAPABILITY LIST

AI ESSL CAP/01

COMPONENTS OVERHAUL DIVISION – GENERAL PROCESS

Part 2

Section 2.2

Issue 2

Rev 0

Dec 2020

### A. STRUCTURAL REPAIR GROUP

S/N	WORK/ACTIVITY	REF.DOCUMENT / SPEC.	EQUIPMENT	REMARKS
7	SILVER SOLDERING AND BRAZING	BAC 5940	OXY - ACETELENE	
8	COMPOSITE MATERIAL REPAIR AS PER SRM	SRM 51-70-01 SRM 51-70-03 SRM 51-70-04 SRM 51-70-05 SRM 51-70-06 SRM 51-70-08 SRM 51-70-09 SRM 51-70-10 SRM 51-70-14 SRM 51-70-18		
9	COMPOSITE MATERIAL REPAIR OF A/C STRUCTURE AND COMPONENTS OF B777 SERIES A/C.	B777-SRM-CHAPTER 51, 52, 53, 54, 55 & 57	HOT BONDER	
<b>EXTERNAL PARTY REPAIRS</b>				
1	STRUCTURAL REPAIR OF BOEING B737-200,-300,-400,-500. (JET AIRWAYS)	APPROVAL TO AI ENGINEERING SERVICES LIMITED TO CARRY OUT STRUCTURAL REPAIR AS PER SRM		
<b>B. SYSTEMS AND CONTROLS GROUP</b>				
1	MANUFACTURE OF CONTROL CABLES --- B747, A310,A300B4 B737-XX & B777-XX.	BAC 5002 FOR B747, B737, B777 AIRBUS CABLE FABRICATION MANUAL	TERMINAL SWAGER PROOF LOAD TESTER	
2	REPAIR OF HYDRAULIC TUBES --- B747, A310,.A300B4, B737-XX, B777-XX.  REF. NOTE : 1	AMM CHAPTER 20 OF B747, B737, B777  AMM CHAPTER 20 OF A310, A300B4	PERMASWAGE REPAIR KIT RYNGLOK REPAIR KIT HARRISON REPAIR KIT	
3	HYDROSTATIC TEST OF PNEUMATIC DUCTS & PLUMBING REF. NOTE : 1	ATA 20, 21, 28, 29 AND 36	WATER , HYDRAULIC TEST RIG	
4	MANUFACTURE OF HYDRAULIC TUBES ---  B747, A310, A300B4, B737-XX, B777-XX. REF. NOTE : 1	BAC 5001 FOR BOEING	TUBE BENDING MACHINE HARRISON SWAGING KIT	



## CAPABILITY LIST

AIESL CAP/01

COMPONENTS OVERHAUL DIVISION – GENERAL PROCESS

Part 2

Section 2.2

Issue 2

Rev 0

Dec 2020

S/N	WORK/ACTIVITY	REF.DOCUMENT / SPEC.	EQUIPMENT	REMARKS
5	MANUFACTURE OF FLEXIBLE HOSES --- B747 (ONLY RESISTOFLEX)	BAC 5037 FOR B747	HOSE END FITTING SWAGER	
6	ULTRASONIC CLEANING OF AIRCRAFT COMPONENTS	BAC 5200 FOR B747	ULTRASONIC CLEANING UNIT (SIZE 20" X 15" X 15")	
7	BAKING/HEAT TREATMENT OF AIRCRAFT COMPONENTS	APPLICABLE CMM/OHM	BAGSVIG OVEN ( 0 - 800*C) (SIZE 8' X 8' X 5' )	
8	JT 9D 7J, 7Q & PW4056 FAN CASE SEGMENT REPLACEMENT	PRATT&WHITNEY ENGINE MANUAL		
9	JT 9D 7J, 7Q AND P&W 4056 STATOR AIRSEAL RING RUBBER MOULDING	PRATT&WHITNEY ENGINE MANUAL	MOULD FIXTURES & OVENS	
10	BONDED COMPONENT REPAIRS	APPLICABLE CMM/ENGINE MANUAL		
11	CLEANING & INSPECTION OF B777 SERIES A/C, HEAT EXCHANGER P/N: 810208-X AS PER B777 MPD ITEM NO. 21-150-00.	CMM 21-52-03		

### C. CABIN SURVIVAL AND SAFETY EQUIPMENT

1	INERTIA REEL TESTING	OPERATION&SERVICE MANUAL  PART NO. 3101115	INERTIA REEL "G" TESTER PART NO. 3101115- 01	
2	CHARGING OF OXYGEN CYLINDERS	APPLICABLE CMM	SET UP --- OXYGEN CHARGING	
3	CHARGING OF CO2N2 CYLINDERS	APPLICABLE CMM	REGULATORS -- OLBURY ENGG MARK V GEORGE MARK V	
4	HYDROSTATIC STRESS TESTING OF COMPRESSED GAS CYLINDERS	HANDBOOK OF COMPRESSED GASES ASSOCIATION. CODE OF FEDERAL REGULATIONS -- TITLE 49 CFR 173.34	ANDONIAN CRYOGENICS MODEL - TEJ ( HST TEST RIG )	



**CAPABILITY LIST**

AIESL CAP/01

COMPONENTS OVERHAUL DIVISION – GENERAL PROCESS

Part 2

Section 2.2

Issue 2

Rev 0

Dec 2020

S/N	WORK/ACTIVITY	REF.DOCUMENT / SPEC.	EQUIPMENT	REMARKS
5	WEIGHT CHECK OF FIRE EXTINGUISHER BOTTLES	APPLICABLE CMM	AVERY 0 - 100Kgs ( 0 - 220 lbs ) LIBRA 0.01 - 40 KGS (WTG. SCALES)	
6	FABRICATION OF AIRCRAFT SEAT CUSHION COVERS, AIRCRAFT CURTAINS, AIRCRAFT SOUND PROOFING, ZIPPER PANELS	AS PER SAMPLE TO MEET FAR 25.853a REQUIREMENTS	MERRIT SEWING MACHINE MODEL 31 T 150 SINGER SEWING MACHINE MODEL 331 T K4	
7	CARPET BEADING	AS PER SAMPLE	KARPETKING - N.Y. model 812K N.C.CARPET BINDER MODEL 81200 TPWA	
8	RUBBER CUTTING ( FOR CUSHIONS )	AS PER SAMPLE	RIMOLDI - ITALY MODEL 850 / 3 / 499101	

**D. LANDING GEAR GROUP**

S/N	WORK/ACTIVITY	REF.DOCUMENT / SPEC.	EQUIPMENT	REMARKS
1	FLOURESCENT MAGNETIC PARTICLE INSPECTION	ASTM - E - 1444-05  BOEING STD.OVERHAUL PRACTICES 20-20- 01 AND VENDOR'S SPM /NTM	MAGNAFLUX H - 730 D - 960 KCH - 3D M - 500	ONLY BY COC(NDT) HOLDER
2	PENETRANT INSPECTION ( FLOURESCENT AND RED DYE )	ASTME-1417-05, SAE-AMS-2644 BOEING STD.OVERHAUL PRACTICES 20-20-02, AIRBUS 51-90-00 AND VENDOR'S SPM /NTM	BLACKLIGHTS----- > ZD 37  > ZB 23	ONLY BY COC(NDT) HOLDER
3	EDDY CURRENT INSPECTION OF WHEEL HUBS	VENDOR'S CMM / SPM & NTM	GE WHEEL SCAN 5 AUTOMATICSCANNING M/C & PHASEC-2C /2D	ONLY BY COC (NDT) HOLDER



## CAPABILITY LIST

AIESL CAP/01

COMPONENTS OVERHAUL DIVISION – GENERAL PROCESS

Part 2

Section 2.2

Issue 2

Rev 0

Dec 2020

S/N	WORK/ACTIVITY	REF.DOCUMENT / SPEC.	EQUIPMENT	REMARKS
4	WHEEL BALANCING (STATIC)	WHEEL COMPONENT MAINT.MANUAL	BALANCING MACHINE - ---- MICROPOISE	
5	SAND BLASTING	CPM/SRM	INDABRATOR LTD ---- VICY6	
6	SHOT PEEENING	CHAPTER 20 -20 - 03( SOPM)	METALLIZING EQUIPMENT	
7	GLASS BEAD PEENING	CHAPTER 32 - 09 – 01, VENDOR'S SPM	VACUBLAST ---MEDIUM	
8	ROTOR GRINDING (BRAKE)	BRAKE COMPONENT MAINT.MANUAL	ALLIED INDUSTRIAL PRODUCT MODEL R 26	
9	HONING	STANDARD PRACTICES MANUAL	HONING MACHINE	
10	STYLUS CADMIUM PLATING	CHAPTER 20 - 42 - 10 (SOPM)	SELECTRON HIGH SPEED SELECTIVE PLATING	

### E. COMPOSITE MATERIAL REPAIR GROUP

#### I) BOEING 747 - 200 / 300 / 400 AIRCRAFT

1	WET LAYUP ROOM TEMPERATURE CURE			
	a) GRFP / ARFP	B747 - 200 / 300	D6 - 13592 SRM 51 - 40 - 15	
2	WET LAYUP 150 DEG. F CURE			
	a) GRFP / ARFP	B747 - 200 / 300	D6 - 13592 SRM 51 - 40 - 15	ATACS HOTBONDER 8024 - 2
	b) GRFP	B747 - 400	D 634U102 SRM 51 - 70 - 06	ATACS HOTBONDER 8024 - 2
	c) CFRP / AFRP	B747 - 400	D 634U102 SRM 51 - 70 - 03	ATACS HOTBONDER 8024 - 2



## CAPABILITY LIST

AIESL CAP/01

### COMPONENTS OVERHAUL DIVISION – GENERAL PROCESS

Part 2

Section 2.2

Issue 2

Rev 0

Dec 2020

S/N	WORK/ACTIVITY	REF.DOCUMENT / SPEC.	EQUIPMENT	REMARKS
3	WET LAYUP 200 DEG F CURE			
	a) GFRP / AFRP	B747 - 200 / 300	D 6 - 13592 SRM 51 - 40 - 14	ATACS HOTBONDER 8024 - 2
	b) GFRP / AFRP / CFRP	B747 - 400	D 634U102 SRM 51 - 70 - 17	ATACS HOTBONDER 8024 - 2
4	PREPREG LAYUP 250 DEG.F CURE			
	a) GFRP	B747 - 200/ 300	D6 - 13592 SRM 51 - 40 - 12	ATACS HOTBONDER 8024 - 2
	b) GFRP	B747 - 400	D 634U102 SRM 51 - 70 - 07	ATACS HOTBONDER 8024 - 2
	c) CFRP / AFRP	B747 - 400	D 634U102 SRM 51 - 70 - 05	ATACS HOTBONDER 8024 - 2
5	PREPREG LAYUP 350 DEG.F CURE			
	a) GFRP	B747 - 400	D 634U102 SRM 51 - 70 - 08	ATACS HOTBONDER 8024 - 2
	b) CFRP / AFRP	B747 - 400	D 634U102 SRM 51 - 70 - 04	ATACS HOTBONDER 8024 - 2
6	a) METAL TO METAL HOTBOND REPAIR	B747 - 200/300	D6 - 13592 SRM 51 - 40 - 05	ATACS HOTBONDER 8024 - 2
	b) ALUMINUM HONEYCOMB STRUCTURE	B747 - 200/300	D6 - 13592 SRM 51 - 40 - 06	ATACS HOTBONDER 8024 - 2
7	a) METAL TO METAL REPAIR	B747 - 400	D 634U102 SRM 51 - 70 - 09	ATACS HOTBONDER 8024 - 2
	b) ALUMINUM HONEYCOMB STRUCTURE	B747 - 400	D 634U102 SRM 51 - 70 - 10	ATACS HOTBONDER 8024 - 2



## CAPABILITY LIST

AIESL CAP/01

COMPONENTS OVERHAUL DIVISION – GENERAL PROCESS

Part 2

Section 2.2

Issue 2

Rev 0

Dec 2020

S/N	WORK/ACTIVITY	REF.DOCUMENT / SPEC.	EQUIPMENT	REMARKS
-----	---------------	----------------------	-----------	---------

**II) AIRBUS A310 AIRCRAFT**

1	COMPOSITE REPAIR --- SKIN DAMAGE  a) ROOM TEMP. REPAIR  b) HOT BOND REPAIR	SRM 51 - 77 - 11	ATACS HOTBONDER 8024 - 2	
2	COMPOSITE REPAIR --- SANDWICH STRUCTURE  a) ROOM TEMP. REPAIRS  b) HOT BOND REPAIRS	SRM 51 - 77 - 12	ATACS HOTBONDER 8024 - 2	
3	COMPOSITE REPAIR --- MONOLITH STRUCTURE  a) ROOM TEMP REPAIRS  b) HOT BOND REPAIRS	SRM 51 - 77 - 13	ATACS  HOTBONDER 8024 - 2	

**III) AIRBUS A300B4 AIRCRAFT**

1	ROOM TEMP.REPAIR TO GFRP COMPONENT	SRM 51 - 42 - 20		
2	ROOM TEMP.REPAIR TO METAL COMPONENT	SRM 51 - 42 - 20		
3	HOT BOND REPAIR TO METAL SKIN COMP.	SRM 51 - 42 - 20	ATACS HOTBONDER 8024 - 2	





## CAPABILITY LIST

AIESL CAP/01

COMPONENTS OVERHAUL DIVISION – GENERAL PROCESS

Part 2

Section 2.2

Issue 2

Rev 0

Dec 2020

**I) GEN.ELEC.CF6 - 80C2 ENGINE / A310 / B747 Combi AIRCRAFT**


S/N	WORK/ACTIVITY	REF.DOCUMENT / SPEC.	EQUIPMENT	REMARKS
1	AL.HONEYCOMB STRUCTURE REPAIR ---- B747 - 300 acft	D 6 - 13592 SRM 51 - 40 - 06	ATACS HOTBONDER 8024 - 2	
2	WIRE MESH / FIXED STRUCTURE REPAIR --- Martin Marietta	MR 92466 CMM 78 - 32 - 02	ATACS HOTBONDER 8024 - 2	
3	TRANSLATING COWL REPAIR ----- Martin Marietta	MR 92466 CMM 78 - 32 - 31	ATACS HOTBONDER 8024 - 2	
4	BLOCKER DOOR REPAIRS --- Martin Marietta	MR 92466 CMM 78 - 32 - 03	ATACS HOTBONDER 8024 - 2	

**II) GEN.ELEC CF6 - 50C2 ENGINE / A300B4 AIRCRAFT**

1	METAL TO METAL REPAIR	SRM 51 - 00 - 00	ATACS HOTBONDER 8024 - 2	
2	HONEY COMB SKIN REPAIR	SRM 51 - 00 - 00	ATACS HOTBONDER 8024 - 2	
3	METAL TO METAL BOND	D 6 - 13592 SRM 51 - 40 - 05	ATACS HOTBONDER 8024 - 2	

**III) PRATT & WHITNEY 4056 ENGINE / B747 - 400 A/C**

1	METAL TO METAL REPAIR	D 634U102 SRM 51 - 70 - 09	ATACS HOTBONDER 8024 - 2	
2	350 DEG.F CURE PREPREG -----CFRP / AFRP	D 634U102 SRM 51 - 70 - 04	ATACS HOTBONDER 8024 - 2	
3	200 DEG. F CURE WET LAYUP -----GFRP / AFRP / CFRP	D 634U102 SRM 51 - 70 - 17	ATACS HOTBONDER 8024 - 2	
4	150 DEG. F CURE WET LAYUP --- CFRP / AFRP (interim repair)	D 634U102 SRM 51 - 70 - 03	ATACS HOTBONDER 8024 - 2	

	<b>CAPABILITY LIST</b>		AIESL CAP/01		
	COMPONENTS OVERHAUL DIVISION		Part 2		Section 2.2
			Issue 2	Rev 0	Dec 2020

S/N	WORK/ACTIVITY	REF.DOCUMENT / SPEC.	EQUIPMENT	REMARKS
<b>IV) EXTERNAL PARTY REPAIRS</b>				
1	COMPOSITE REPAIR OF JET AIRWAYS AND OTHERS	APPROVAL TO AI ENGINEERING SERVICES LIMITED A TO CARRY OUT COMPOSITE REPAIR - JET AIRWAYS & OTHERS		
<b>DETECTION TEST FOR MICROBIAL GROWTH IN AIRCRAFT TURBINE FUEL</b>				
1	CHEMICAL ANALYSIS IN PART 1, SECTION 6 PAGE 4.	DETECTION TEST FOR MICROBIAL GROWTH IN AIRCRAFT TURBINE FUEL	MICRO MONITOR 2 KIT	




# **CAPABILITY LIST**

---


**Part 3**

**INSTRUMENTS OVERHAUL DIVISION**


	<b>CAPABILITY LIST</b>		AIESL CAP/01		
	INSTRUMENTS OVERHAUL DIVISION		Part 3		Section 3.1
			Issue 2	Rev 0	Dec 2020

### **3.1 INSTRUMENTS OVERHAUL DIVISION**


SR NO	NOMENCLATURE	PART NUMBER	ATA CODE	VENDOR	LEVEL OF MAINT	RATING	REMARKS
1	EMERGENCY EVACUATION SIGNAL PANEL.	G6031-06	25-60-03	GABLES ENGG.	3	C6	GROUP 19
2	ANGLE OF ATTACK SENSOR	0861DR	34-12-34	ROSEMOUNT	3	C3	GROUP 14
3	FUEL QTY INDICATOR	10065-1000-XXXX	28-41-61	GOODRICH	1	C9	GROUP 20
4	FUEL QTY PROCESSOR	10065-2000-XXXX	28-41-62	GOODRICH	2	C9	GROUP 20
5	CHASIS ASSY.	10065-2022-02/03	28-41-72	GOODRICH	2	C9	GROUP 20
6	RELAY DRIVER BOARD	10065-2403-XX	28-41-71	GOODRICH	2	C9	GROUP 20
7	IFQC	10065-2470-XXXX	28-41-69	GOODRICH	1	C9	GROUP 20
8	I/O CHANNEL CARD	10065-2471-XXXX	28-42-70	GOODRICH	1	C9	GROUP 20
9	F/Q. PRESEL.	10065-3000-02	28-42-66	GOODRICH	3	C9	GROUP 20
10	DENSITOMETER	10065-5000-XX	28-40-59	SIMMOND PRECISION	1	C9	GROUP 20
11	FULL FACE MASK	10100XXX	35-10-80	SCOTT AVIATION	3	C15	GROUP 2
12	HYD QTY INDICATOR.	10100N0XY00	29-30-22	AMETEK	3	C12	GROUP 14, 27
13	HYD QTY INTER MODULE	10121B02Y02	29-30-24	AMETEK	2	C12	GROUP 20

	<b>CAPABILITY LIST</b>		AIESL CAP/01		
	INSTRUMENTS OVERHAUL DIVISION		Part 3		Section 3.1
			Issue 2	Rev 0	Dec 2020


SR NO	NOMENCLATURE	PART NUMBER	ATA CODE	VENDOR	LEVEL OF MAINT	RATING	REMARKS
14	CDU (FMS)	10-131-01	34-60-01	SMITHS	3	C3	GROUP 17
15	TEMP BULB.	102-10014	31-00-07	NORWICH AEROSPACE	1	C13	GROUP 14
16	SWITCH CABIN ALT WARNING	10-2638-4 (214C50-2)	31-26-01	EATON	2	C13	GROUP 14
17	RUDDER TRIM INDICATOR	10284N01N00	27-21-04	AMETEK	3	C8	GROUP 19
18	TOTAL TEMPERATURE SENSOR	102EH2BH	34-12-17	ROSEMOUNT	1	C3	GROUP 15,16
19	PRESSURE REDUCING REGULATOR	10260-XX	35-20-57	SCOTT	3	C15	GROUP 2
20	FULL FACE MASK	10800DXXX	35-10-80	SCOTT AVIATION	3	C15	GROUP 2
21	WATER QTY. INDICATOR	115-217-X	38-14-12	ROGERSON A/C.CORPN.	3	C6	GROUP 14
22	SMOKE GOGGLE	118075	TSO C99	PURITAN	1	C15	GROUP 2
23	PRESSURE SWITCH	1225P42-1,-2	27-14-03	ITT AEROSPACE CONT	3	C8	GROUP 16
24	MASS FLOW SENSOR	123BK4	31-32-11	ROSEMOUNT	1	C13	GROUP 14
25	POSITION TRANSMITTER	13TX0115A or H505B/H505A	27-09-02 29-09-03	ASTRO	2	C8	GROUP 14
26	MULTI TANK IND	1406KID 03	28-47-23	INTERTECHNIQUE	3	C9	GROUP 10
27	F/Q FIVE TANK INDICATOR	1410KID-01 & 1414KID-01	28-47-39	SMITHS INTERTECHNIQUE	3	C9	GROUP 10

	<b>CAPABILITY LIST</b>		AIESL CAP/01		
	INSTRUMENTS OVERHAUL DIVISION		Part 3		Section 3.1
			Issue 2	Rev 0	Dec 2020

SR NO	NOMENCLATURE	PART NUMBER	ATA CODE	VENDOR	LEVEL OF MAINT	RATING	REMARKS
28	TOILET TIMER	14302-211	38-34-04	MONOGRAM SANITATION	3	C6	GROUP 9,10
29	SENSOR	0154ED, 0154ED2, 0154DB3	73-21-33	ROSEMOUNT	1	C7	GROUP 14
30	OXYGEN REGULATOR	1-6-05-20	35-20-01	CARLETON	3	C15	GROUP 2
31	BOX AURAL WARN TRIM	170ZS01Y02	22-24-22	ECE	3	C2	GROUP 10
32	WATER QNTY. TRANSMITTER	1779-1-3 / -4	38-10-03	AVTECK	3	C6	GROUP 20
33	FUEL QTY. TX.	20079-0000-XXXX	28-40-55	SIMMON DS	1	C9	GROUP 14
34	COMPENSATOR F/Q	20081-0000-02XX	28-40-56	SIMMOND PRECISION	3	C9	GROUP 14
35	DISPLAY UNIT	20662155/A-B	31-51-21	THOMSON-CSF	3	C13	GROUP 10
36	SSFDR	2100-4043-XX	31-30-03	L3 COMMUNICATIONS	2	C13	GROUP 10, 18
37	VOLTMETER-DC	2136-113-8	24-09-01	THALES	3	C5	GROUP 16
38	VOLTMETER AC	2136-213-8	24-09-01	THALES	3	C5	GROUP 16
39	AMMETER-DC	2136-313-8	24-09-01	THALES	3	C5	GROUP 16
40	LOADMETER-AC	2136-423-8	24-09-01	THALES	3	C5	GROUP 16
41	FREQUENCY METER	2136-713-8/A	24-09-01	THALES	3	C5	GROUP 16

	<b>CAPABILITY LIST</b>		AIESL CAP/01		
	INSTRUMENTS OVERHAUL DIVISION		Part 3		Section 3.1
			Issue 2	Rev 0	Dec 2020

SR NO	NOMENCLATURE	PART NUMBER	ATA CODE	VENDOR	LEVEL OF MAINT	RATING	REMARKS
42	SWITCH CABIN ALT WARN	214C50-2	31-26-01	EATON	3	C13	GROUP 14
43	VOLTAGE AVERAGING MODULE	2165-5	35-21-13	AUTRONICS	1	C15	GROUP 19
44	SWTICH PRESSURE	21SN04-19B/123	79-33-01	CONSOLIDATED CONTRL	3	C7	GROUP 14
45	PR. SWITCH	21SN04-20A/124	79-33-01	CONSOLIDATED CONTRL	3	C7	GROUP 14
46	DIFFERENTIAL PRESSURE SWITCH	21SN04-SERIES	79-34-02	EATON PR SENSOR DIV.	3	C7	GROUP 14
47	DIFFERENTIAL PRESSURE S/W.	21SN04-XXX	79-21-26	AEROSPACE CONTROLS	3	C7	GROUP 14,16
48	FLT. RECORDER ACCELEROMETE	2222604	31-31-04	TELEDYNE.	1	C13	GROUP 16
49	DFDAU	2227000-27	31-32-03	TELEDYNE	2	C13	GROUP 10
50	CDU/DMEP	2227050-19	31-32-22	TELEDYNE	2	C13	GROUP 10
51	PRINTER	2228472-1	31-31-31	MILTOP CORPN	3	C13	GROUP 10
52	DATA MANAGEMENT UNIT	2232000-02B	31-31-54	TELEDYNE	2	C13	GROUP 18
53	OXY FILLER VALVE	2279-001-1	35-09-01	CARLTON CONTROLS	3	C15	GROUP 2
54	PILOTS FWD PANEL	233U2204-12	31-61-10	BOEING	3	C13	GROUP 18
55	PASS. SIGN MODULE	233U6202-XXX	33-24-01	BOEING	3	C5	GROUP 19

	<b>CAPABILITY LIST</b>		AIESL CAP/01		
	INSTRUMENTS OVERHAUL DIVISION		Part 3		Section 3.1
			Issue 2	Rev 0	Dec 2020

SR NO	NOMENCLATURE	PART NUMBER	ATA CODE	VENDOR	LEVEL OF MAINT	RATING	REMARKS
56	IND PNEUMATIC SUPPLY PRE	2346-011-8/C	24-09-62	THALES	2	C5	GROUP 16
57	CLOCK	2610-08-X	31-21-08	SMITHS	3	C13	GROUP 19
58	DIGITAL CHRONOMETER	2610-10-1	31-21-06	SMITHS	2	C13	GROUP 19
59	RPM INDICATOR	268-074-001	77-10-02	GULL AIRBORNE	2	C7	GROUP 16
60	OIL LEVEL INDICATOR	268-075-001	79-30-02	GULL AIRBORNE	3	C7	GROUP 16
61	EGT INDICATOR	268-076-001	77-20-02	GULL AIRBORNE	3	C7	GROUP 16
62	OXYGEN REGULATOR	28000-1	35-11-24	SCOTT	3	C15	GROUP 2
63	VALVE POSITION LOGIC CARD	285U0143-201	28-21-04	BOEING	3	C9	GROUP 18
64	POTABLE WATER QTY. MOD.	285U0229-X	38-14-03	BAE SYSTEM	2	C6	GROUP 19
65	VALVE, STOP CHECK PURGE	2M100 Series	34-15-01	ALLON A/C. PROD. INC.	3	C3	GROUP 16
66	LEVER-TORQUE LIMITER	30527-320-02/,03/,01	22-11-27		3	C2	GROUP 7
67	PRESSURE DIFF SWITCH	32D37-1	21-21-03	CUSTOM COMPONENT	2	C1	GROUP 15,16
68	MANOMETER-CABIN	33135-3/A	21-33-14	BADIN CROUZET	3	C1	GROUP 16
69	RATE OF CLIMB INDICATOR	33140-02, -03	21-33-13	BADIN CROUZET	3	C1	GROUP 16





## CAPABILITY LIST

AIESL CAP/01

INSTRUMENTS OVERHAUL DIVISION

Part 3


Section 3.1

Issue 2

Rev 0

Dec 2020

SR NO	NOMENCLATURE	PART NUMBER	ATA CODE	VENDOR	LEVEL OF MAINT	RATING	REMARKS
70	BRAKE TEMP DET/UNIT	35-467-2001	32-47-31	AEROSPATIALE	2	C14	GROUP 10
71	BR.PR.XMITTER	3567407-0101	79-09-01	BENDIX / ALLIED	1	C7	GROUP 14
72	RUDDER TRIM INDICATOR	35-930-1001	27-12-11	AEROSPATIALE	3	C8	GROUP 10
73	ALTIMETER-CABIN	37000,-3/A,-3/B	21-33-15	BADIN CROUZET	2	C1	GROUP 16
74	DIFFERENTIAL PRESSURE TRANSDUCER	3876085-X	49-23-49	HONEYWELL	1	C7	GROUP 16
75	DADC	4040800-XXX	34-12-35	HONEYWELL	2	C3	GROUP 10,18
76	COMPUTER AIR DATA	4045053- 903 / 914	34-14-17	HONEYWELL	2	C3	GROUP 10
77	FMC	4052508-952	34-61-42	HONEYWELL	2	C3	GROUP 17
78	MCDU	4058650-XXX	34-61-37	HONEYWELL	2	C3	GROUP 17
79	STAB TRIM INDICATOR	40-618-14	27-48-07	RAGEN	2	C8	GROUP 19
80	OIL PRESSURE TRANSMITTER	418-04104	79-31-65	EDISON	1	C7	GROUP 16
81	OIL PRESSURE TRANSMITTER	418-06104	79-31-69	EDISON	1	C7	GROUP 16
82	FUEL PRESSURE TRANSMITTER	418-17054	79-31-41	EDISON	1	C7	GROUP 14,16
83	DIFF. PRESSURE SWITCH	42D3XX	73-11-10	CUSTOM CONTROL	3	C7	GROUP 14

	<b>CAPABILITY LIST</b>		AIESL CAP/01		
	INSTRUMENTS OVERHAUL DIVISION		Part 3		Section 3.1
			Issue 2	Rev 0	Dec 2020

SR NO	NOMENCLATURE	PART NUMBER	ATA CODE	VENDOR	LEVEL OF MAINT	RATING	REMARKS
84	LOW PRESSURE TRANSMITTER	444-00489-100	35-50-01	EROS	1	C15	GROUP 21
85	LOW PRESSURE INDICATOR	444-00521-300	35-50-03	EROS	3	C15	GROUP 16
86	HIGH PRESSURE INDICATOR	444-00522-300,/A	35-50-03	EROS	3	C15	GROUP 16
87	CREW PBE	4566M37-B-037N	PRM-01	ESSEX PBER	1	C15	GROUP 2
88	VSI/TCAS INDICATOR	457400KA1311	34-43-22	SEXTANT	2	C3	GROUP 10
89	INERTIAL REF.UNIT	461600-08-07,-08	34-47-01	LITTON	2	C3	GROUP 4
90	MODE SELECT REF UNIT	461630-02	34-47-03	LITTON	2	C3	GROUP 4
91	INERTIAL SENS.DISP.UNIT	461640-08-03	34-47-02	LITTON	2	C3	GROUP 4
92	INERTIAL REF UNIT	461800-0300-2201	34-47-17	LITTON	2	C3	GROUP 4
93	HYD PRESSURE TRANSMITTER	50234-1	29-30-01	KRATOS	3	C12	GROUP 14
94	BRAKE TEMP SENSOR	5050-120	34-46-02	BRION LERAUX	1	C3	GROUP 14
95	HYD. PR. IND.	50483-31 /- 35	29-30-08	KRATOS	3	C12	GROUP 14
96	O2 BOTTLE VALVE	5510-00 AND 5510-10	35-32-18	SCOTT	3	C15	GROUP 2
97	PRESSURE SWITCH	587-00107-001	28-43-12		3	C9	GROUP 16



## CAPABILITY LIST

AIESL CAP/01

INSTRUMENTS OVERHAUL DIVISION

Part 3


Section 3.1

Issue 2


Rev 0

Dec 2020


SR NO	NOMENCLATURE	PART NUMBER	ATA CODE	VENDOR	LEVEL OF MAINT	RATING	REMARKS
98	COMPT/DUCT-TEMP IND.	61531-000-1,-006-1	21-62-19	THALES/SEXTANT	3	C1	GROUP 16
99	FLAP/SLAT POSITION IND.	61551-000-1/A	27-51-02	THALES/SEXTANT	3	C8	GROUP 13
100	REMOTE SENSOR	622-4555-002	31-61-52	COLLINS	1	C13	GROUP 18
101	DISPLAY UNIT	622-8588-10X	31-61-52	COLLINS	3	C13	GROUP 18
102	DISPLAY CONTROL PANEL	622-8590-XXX	31-61-57	COLLINS	3	C13	GROUP 18
103	DISPLAY SELECT PANEL	622-8591-XXX	31-61-45	COLLINS	3	C13	GROUP 18
104	RMI/ADF INDICATOR	63540-031-2/A-D	34-50-02	THALES/SEXTANT	3	C3	GROUP 13
105	DDRMI	63540-156-3/AB	34-50-01	THOMSON-CSF	3	C3	GROUP 13
106	EGT INDICATOR	63600-260-1	77-20-11	THALES/SEXTANT	3	C7	GROUP 13
107	N2 INDICATOR	63600-454-1	77-11-01	THALES/SEXTANT	3	C7	GROUP 13
108	N1 INDICATOR	63601-451-1	77-20-13	THOMSON CSF	3	C7	GROUP 13
109	OXYGEN DEMAND REGULATOR	6379-2C	35-30-78	SCOTT AVIATION	3	C15	GROUP 21
110	STANDBY AIRSPEED IND	64040-860-1, -861-1	34-11-11	THALES/SEXTANT	3	C3	GROUP 16
111	ALTIMETER	64111-960-1	34-11-12	THALES/SEXTANT	3	C3	GROUP 16

	<b>CAPABILITY LIST</b>		AIESL CAP/01		
	INSTRUMENTS OVERHAUL DIVISION		Part 3		Section 3.1
			Issue 2	Rev 0	Dec 2020


SR NO	NOMENCLATURE	PART NUMBER	ATA CODE	VENDOR	LEVEL OF MAINT	RATING	REMARKS
112	ALTIMETER (COMBI)	64161-230-1	34-10-27	THOMPSON CSF	3	C3	GROUP 16
113	HYDRAULIC PRESSURE TX	64250-005-1	29-09-39	THALES/SEXTANT	3	C12	GROUP 5,16
114	OIL LEVEL INDICATOR	64822-424-1	49-93-30	THALES/SEXTANT	3	C7	GROUP 16
115	RPM INDICATOR	64822-425-1	49-71-11	THALES/SEXTANT	3	C7	GROUP 16
116	EGT INDICATOR	64822-426-1	49-72-20	THALES/SEXTANT	3	C7	GROUP 16
117	PRESS/QTY,OIL INDICATOR	64880-403-2/A	79-31-01	THALES/SEXTANT	3	C7	GROUP 16
118	DUAL COMB INDR	64880-418-1	79-31-04	THALES/SEXTANT	3	C7	GROUP 16
119	DUAL COMBINE IND.	64880-420-1	79-31-01	SEXTANT	3	C7	GROUP 16
120	TRIPLE PRESSURE INDICATOR	64882-202-1	32-44-18	JAEGER	3	C14	GROUP 16
121	HYDRAULIC QTY INDICATOR	64902-052-1/A	29-31-17	THALES/SEXTANT	3	C12	GROUP 16
122	HYD. QTY. INDICATOR	64902-06X-1	29-31-18	SEXTANT	3	C12	GROUP 16
123	HYD. QTY. INDICATOR	64902-0XX-X	29-31-14/ 12/16	SEXTANT	3	C12	GROUP 16
124	REPEATER,HYD QTY IND	64902-101-1/A	29-31-19	THALES/SEXTANT	3	C12	GROUP 16
125	TEMP IND	64952-001-1/A-F	36-21-11	THALES/SEXTANT	3	C17	GROUP 15,16

	<b>CAPABILITY LIST</b>		AIESL CAP/01		
	INSTRUMENTS OVERHAUL DIVISION		Part 3		Section 3.1
			Issue 2	Rev 0	Dec 2020


SR NO	NOMENCLATURE	PART NUMBER	ATA CODE	VENDOR	LEVEL OF MAINT	RATING	REMARKS
126	ALTIMETER	65205-211-3/A	34-10-22	THOMSON-CSF	2	C3	GROUP 13
127	INDICATOR VERTICAL SPEED	65285-220-2/A-B	34-10-24	THOMSON-CSF	2	C3	GROUP 13
128	TANK PROBE	704-7XX-X	28-42-11	INTERTECHNI	3	C9	GROUP 15,16
129	FLT MANAGEMENT COMPUTER	745SUE4A2-2/4B4	34-60-05	SMITHS	2	C3	GROUP 17
130	OIL QTY TRANSMITTER	77-109-XX	79-32-04	RAGEN	1	C7	GROUP 14
131	RMI	622-5002-2XX	34-22-74	COLLINS	2	C14	GROUP 19 GROUP 25
132	COMP.OUTLET TEMP SENSOR	793323-1	21-62-20	UNITED TECH.	1	C1	GROUP 14
133	TANK UNIT	794-537-2	28-42-60	INTERTECHNIQUE	1	C9	GROUP 16
134	SENER CADENSICON	796-151-5	28-42-63	INTERTECHNIQUE	3	C9	GROUP 10
135	ATTITUDE SENSOR FUEL QTY	796-354-1	28-42-65	INTERTECHNI	3	C9	GROUP 10
136	PRESELECTER FUEL QTY	796-371-2	28-42-62	INTERTECHNI	3	C9	GROUP 10
137	GAUGE PRESSURE SWITCH	7G1018	28-40-20	CUSTOM CONTROL	3	C9	GROUP 14
138	PRESSURE SWITCH	7G148	26-20-02	CUSTOM COMPONENT	3	C18	GROUP 14
139	BOTTLE VALVE	801160-XX	35-31-55	SCOTT	3	C15	GROUP 2,21

	<b>CAPABILITY LIST</b>		AIESL CAP/01		
	INSTRUMENTS OVERHAUL DIVISION		Part 3		Section 3.1
			Issue 2	Rev 0	Dec 2020

SR NO	NOMENCLATURE	PART NUMBER	ATA CODE	VENDOR	LEVEL OF MAINT	RATING	REMARKS
140	OXYGEN SHUTOFF VALVE	801308-31,	35-23-07	SCOTT/AVOX	3	C15	GROUP 2
141	OXYGEN PRESSURE TX	801321-XX	35-01-59	SCOTT	2	C15	GROUP 2
142	PNEUMATIC FLOW CONTROL UNIT	803661-01, 803662-01 803663-01	35-21-84 35-21-85 35-21-85	SCOTT	3	C15	GROUP 2
143	POSITION IND	83002B0101	21-32-17	ABG-SEMCA	1	C1	GROUP 15
144	VALVE POS IND	83002C0102	21-32-26	ABG SEMCA	1	C1	GROUP 16
145	TOTAL TEMP. SENSOR	102EH2BF	34-11-07	ROSEMOUNT	1	C3	GROUP 16
146	ANGLE OF ATTACK SENSOR	861CAE1/ MOD1+A+B+C	34-12-03	ROSEMOUNT	2	C3	GROUP 16
147	OXYGEN SHUTOFF VALVE	801308-14	35-28-91	AVOX	3	C15	GROUP 21
148	SENSOR	899-156-612	38-32-01	AMETEK/ DREXELBROOK	1	C6	GROUP 19
149	GAUGE PRESSURE SWITCH	8D1494	79-33-20	CUSTOM CONTROL	3	C7	GROUP 14
150	DIFF PRESSURE SWITCH	8D1495	79-35-10	CUSTOM CONTROL	3	C7	GROUP 14
151	FLAP POSITION TRANSMITTER	9000407-XX	27-58-06	ALLIED SIGNAL	3	C8	GROUP 14
152	FLAP POS. TRANSMITTER	9000408-XX	27-58-07	ALLIED SIGNAL	3	C8	GROUP 14
153	POSITION PICK-OFF UNIT	9028A0002-01	27-09-15	GMBH	3	C8	GROUP 16


	<b>CAPABILITY LIST</b>		AIESL CAP/01		
	INSTRUMENTS OVERHAUL DIVISION		Part 3		Section 3.1
			Issue 2	Rev 0	Dec 2020

SR NO	NOMENCLATURE	PART NUMBER	ATA CODE	VENDOR	LEVEL OF MAINT	RATING	REMARKS
154	PRESSURE SWITCH	90G100	29-30-07	CUSTOM COMPONENT	3	C12	GROUP 14
155	PRESSURE SWITCH	90G138	29-09-01	CUSTOM COMPONENT	3	C12	GROUP 16
156	PRESSURE SWITCH	90G235	32-42-02	CUSTOM COMPONENT	3	C14	GROUP 14
157	GAUGE PRESSURE SWITCH	94P32, 94P27	32-21-01 78-30-20	CUSTOM CONTROL	3	C14	GROUP 14
158	CONTROL PANEL EFIS	96 126 096	34-73-11	THOMSON-CSF	2	C3	GROUP 10
159	EFIS SGU	96126 60321	34-72-01	SEXTANT / VDO	2	C3	GROUP 10
160	SGU EFIS	96126 60314	34-72-01	VDO	3	C3	GROUP 10
161	FLT RECORDER ACCEL	971-4193-001/ 971-4142-001	31-31-04	SUNDSTRAND	1	C13	GROUP 14
162	PRESSURE SWITCH	A60302B	73-14-02	CHANDLER EVANS	3	C7	GROUP 14
163	O2 CONTAINER CEILING PANEL	AJ5L3X-XX	35-20-90	PURITIAN BANNETTE	3	C15	GROUP 21
164	O2 CONTAINER	AJ5R33-25	35-20-90	PURITIAN BANNETTE	3	C15	GROUP 21
165	CLOCK	APE2652/A-G	31-21-20	AIR PRECISION	2	C13	GROUP 9
166	GAGE PRESSURE	AW2044AB01	29-09-43	AMETEK	1	C12	GROUP 15,16
167	EMERGENCY O2 CONT.ASSY.	B15B33-60	35-20-36	PURITIAN BANNETTE	3	C15	GROUP 21


	<b>CAPABILITY LIST</b>		AIESL CAP/01		
	INSTRUMENTS OVERHAUL DIVISION		Part 3		Section 3.1
			Issue 2	Rev 0	Dec 2020

SR NO	NOMENCLATURE	PART NUMBER	ATA CODE	VENDOR	LEVEL OF MAINT	RATING	REMARKS
168	INVERTER PROCESSOR UNIT	B254ADM1	34-23-79	SEXTANT	3	C3	GROUP 20
169	O2 CONTAINER CEILING PANEL	B3529150003661	35-20-46	PURITIAN BANNETTE	3	C15	GROUP 21
170	FAC	B352AAMX	22-21-10	SFENA	2	C2	GROUP 7
171	COMPUTER-FLIGHT CONTROL	B470ABM1	22-10-32	SEXTANT	2	C2	GROUP 7
172	FCC	B470ADM	22-10-31D	SEXTANT	2	C2	GROUP 7
173	COMPUTER-AUGMN FLIGHT	B471ABM1	22-21-26	SEXTANT	2	C2	GROUP 7
174	FAC	B471ABM3	22-21-26C	SEXTANT	2	C2	GROUP 7
175	FAC	B471ABM4/5	22-21-26	THALES/SEXTANT	2	C2	GROUP 7
176	COMPUTER-CENTRAL THRUST	B472AAM	22-31-06	SEXTANT	2	C2	GROUP 7
177	AUTOTHROTTLE SERVO	BC4A	22-32-03	ASTRO	3	C2	GROUP 19
178	TRANSDUCER-PRESSURE	C20102000/,E/,D	32-46-26	MESSIER HISPANO	1	C14	GROUP 16
179	TACHOMETER	C20105000/A	32-46-15	MESSIER HISPANO	3	C14	GROUP 16
180	TRASMITTER-BRAKE PEDAL	C20118000/A	32-46-47	MESSIER HISPANO	2	C14	GROUP 16
181	MECHANICAL INDICATOR.	C23455X	32-61-15	MESSIER HISPANO	2	C14	GROUP 16



	<b>CAPABILITY LIST</b>		AIESL CAP/01		
	INSTRUMENTS OVERHAUL DIVISION		Part 3		Section 3.1
			Issue 2	Rev 0	Dec 2020

SR NO	NOMENCLATURE	PART NUMBER	ATA CODE	VENDOR	LEVEL OF MAINT	RATING	REMARKS
182	MAGNETIC COMPASS	C5C	34-22-01	AMETEK US GAUGE	3	C3	GROUP 14
183	MAGNETIC COMPASS	C5H	34-23-01	AMETEK US GAUGE	3	C3	GROUP 14
184	MODE SELECT UNIT	CG1234ACXX	34-21-27	HONEYWELL	2	C3	GROUP 4
185	WATER PRESS. XMITTER	DK063	38-13-17	VDO	1	C6	GROUP 16
186	WATER PRESSURE INDICATOR	DK481	38-13-16	VDO	1	C6	GROUP 16
187	DYNAMOMETER ROD	E1AM0/E2AM0/E3AM0	22-11-41	SFENA	1	C2	GROUP 6,7
188	DYNAMOMETER ROD	E4AM0 /B	22-11-41	SFENA	1	C2	GROUP 6,7
189	HYD. QTY. TRANSMITTER	FP0207A/B	29-30-20	AVTECK	3	C12	GROUP 14
190	HORIZON STANDBY	H301AKM,H30AKM1	34-23-84	THALES/SEXTANT	3	C3	GROUP 1
191	GYRO HORIZON	H321BHM1	34-23-89	THALES/SEXTANT	3	C3	GROUP 1
192	STDBY HORIZON	H342AAM	34-23-98	SEXTANT	3	C3	GROUP 1
193	IRU	HG1050ADXX	34-21-13	HONEYWELL	2	C3	GROUP 4
194	IRU	HG1050AE10	34-26-95	HONEYWELL	2	C3	GROUP 4
195	IRU	HG1050AD10	34-27-05	HONEYWELL	3	C3	GROUP 4

	<b>CAPABILITY LIST</b>		AIESL CAP/01		
	INSTRUMENTS OVERHAUL DIVISION		Part 3		Section 3.1
			Issue 2	Rev 0	Dec 2020

SR NO	NOMENCLATURE	PART NUMBER	ATA CODE	VENDOR	LEVEL OF MAINT	RATING	REMARKS
196	ENGAGE UNIT TRIM	K151ACM-X	22-43-11	SFENA	3	C2	GROUP 7
197	ENGAGE MODULE	K151ADM0	22-43-11	SEXTANT	3	C2	GROUP 7
198	CONTROL UNIT TRIM	K157ABM-X	22-43-25	SFENA	3	C2	GROUP 7
199	PANEL RATING THRUST	K158AMB-X	22-43-26	SMITHS	3	C2	GROUP 7
200	STDBY ALTIMETER	LK35-7	34-13-02	TOKYO A/C INST.	3	C3	GROUP 14
201	THS-POSITION -TX	M046Z14-02	27-46-11	THALES	2	C8	GROUP 10
202	PRESSURE SWITCH	M421-01	29-09-55	INDUSTRIA	3	C12	GROUP 15
203	QUICK DONNING MASK REG	MC10-25-104	35-13-63	EROS	3	C15	GROUP 2
204	MASK QUICK DONNING	MSE101-27, -127	35-12-41	EROS	3	C15	GROUP 21
205	SMOKE GOGGLES	MXP210-00	35-15-09	EMERGENCY RESP. SYS.	3	C15	GROUP 2
206	PRESSURE CENTER REG.	RCF 6702	35-50-02	EROS	3	C15	GROUP 21
207	MULTI INPUT PRINTER	RDAC1203-XXX	23-23-02	MATSUSHITA	2	C3	GROUP 18
208	FUEL QTY COMP	SIC5055-4 / -5	28-47-30	INTERTECHNIQUE	2	C9	GROUP 10
209	COMPUTER FUEL QTY	SIC5076-2	28-47-43	INTERTECHNIQUE	2	C9	GROUP 10



## CAPABILITY LIST

INSTRUMENTS OVERHAUL DIVISION

AIESL CAP/01

Part 3


Section 3.1

Issue 2


Rev 0

Dec 2020

SR NO	NOMENCLATURE	PART NUMBER	ATA CODE	VENDOR	LEVEL OF MAINT	RATING	REMARKS
210	DIFF.PRESS.X` MITTER	ST-0109C	21-51-12	AMETEK	1	C1	GROUP 16
211	ATH ACTUATOR	V2AM0	22-31-21	SFENA	2	C2	GROUP 6
212	WATER WTY X` MITTER	VT061-1	38-13-11	TRT	3	C6	GROUP 9
213	N1 RPM INDICATOR	WL301EED2/3	77-10-44	SMITHS	3	C7	GROUP 13
214	ENGINE SPEED (N2) INDICATOR	WL351EED5	77-10-41	SMITHS	2	C7	GROUP 13
215	EGT INDICATOR COMPUTER	WL352EED4/6	77-20-49	SMITHS	3	C7	GROUP 13
216	FF/FU INDICATOR	WL353EED4,-1	73-30-16	SMITHS	2	C7	GROUP 13
217	DIFFERENTIAL PR. STRETCH	21C1-6-7	28-42-02	EATON	1	C9	GROUP 27
218	GYROSCOPIC HORIZON / STANDBY ATT. INDICATOR	H341BXX	34-25-05	THALES	3	C3	GROUP 1, 25
219	ANGLE OF ATTACK SENSOR	0861FL	34-12-34	ROSEMOUNT	3	C3	GROUP 25
220	CREW OXY MASK REGULTOR	MC10-XX-XX MC10-XX-XXX	35-13-63	INTER TECHNIQUE	3	C15	GROUP 2,21,22
221	FLIGHT CREW MASK STOWAGE	MXP400 Series	35-13-42	INTER TECHNIQUE	3	C15	GROUP 2, 21
222	OIL PRESSURE SENSOR	APTE-8A-2000-7BARD (340-402-902-0)	79-32-12	KIJLITE SEMICONDUCTOR	1	C7	GROUP 28
223	FUEL/OIL PR. TRANS'MITTER	418-04124 418-05124 418-06124	79-31-77	EDISION	1	C7	GROUP 14

	<b>CAPABILITY LIST</b>		AIESL CAP/01		
	INSTRUMENTS OVERHAUL DIVISION		Part 3		Section 3.1
			Issue 2	Rev 0	Dec 2020

SR NO	NOMENCLATURE	PART NUMBER	ATA CODE	VENDOR	LEVEL OF MAINT	RATING	REMARKS
224	OIL PRESSURE TRANSMITTER	418-01124	79-31-76	EDISION	1	C7	GROUP 14
225	N1 INDICATOR	WL354EEDX	77-10-43	SMITH	3	C7	GROUP 13
226	ENGINE OIL QTY TRANSMITTER	77-139-3	79-32-11	MEGGITT AVIONICS	3	C7	GROUP 16
227	EGT INDICATOR	WL352EED8	77-20-53	SMITH	3	C7	GROUP 13
228	ELECT. RESIS. THERMOMETER	162BLXXX	31-20-19 31-20-20	LEWIS ENGG	3	C13	GROUP 16, 23
229	OXYGEN MASK ASSY	MC10-08-XXX	35-13-63	INTERTECHNIQUE	3	C15	GROUP 21, 22
230	PCMCIA CARD	SSIATA512-3000	INST/1003	-	1	C13	GROUP 23
231	PCMCIA CARD	SSIATA256-3000	INST/1002	-	1	C13	GROUP 23
232	FUEL QTY TANK UNIT	18XXKTU01 THRU 19XXKTU01	28-47-71	SMITH INDUSTRIES	1	C9	GROUP 27
233	FUEL QTY TANK UNIT	02XXKTU0X THRU 03XXKTU0X	28-47-58	SMITH INDUSTRIES	1	C9	GROUP 27
234	PROTECTIVE BREATHING EQUIPMENT ( PBE)	MR-100XXN	PRM-01	ESSEX PB & R CORP.	1	C15	GROUP 2,21,22
235	PROTECTIVE BREATHING EQUIPMENT ( PBE)	1190XX	2499-200	DRAGER	1	C15	GROUP 2, 21
236	PROTECTIVE BREATHING EQUIPMENT ( PBE)	E28180	35-10-25	B/E AEROSPACE	1	C15	GROUP 2, 21
237	OXYGEN VALVE ASSY	804216-01	35-22-01	SCOTT	3	C15	GROUP 22

	<b>CAPABILITY LIST</b>		AIESL CAP/01		
	INSTRUMENTS OVERHAUL DIVISION		Part 3		Section 3.1
			Issue 2	Rev 0	Dec 2020

SR NO	NOMENCLATURE	PART NUMBER	ATA CODE	VENDOR	LEVEL OF MAINT	RATING	REMARKS
238	LAV OPERATION MODULE ASSY	285U0228-1 THRU 7	31-17-80	BOEING	3	C13	GROUP 18
239	PITOT TUBE	0851HT, 0851HT1	34-11-08	ROSEMOUNT AEROSPACE	1	C3	GROUP 25
240	STAB TRIM AND CAB DOOR MODULE ASSY	69-76436-X, -XXX	31-11-43	BAE SYSTEM	3	C13	GROUP 26
241	POTABLE WATER INDICATOR	71505-54	38-10-14	HORIZON AEROSPACE	3	C6	GROUP 16
242	WATER QTY TRANSMITTER	30136-0XXX	38-10-03	SIMMOND PRECISION	3	C6	GROUP 28
243	HYDRAULIC OIL QTY X' MITTER	20219-0101, 20220-0101	29-30-24	SIMMOND PRECISION	3	C12	GROUP 27
245	TEMPERATURE INDICATOR	152LMAXX	77-20-28	HORIZON AEROSPACE	3	C7	GROUP 28
246	EFIS CONTROL PANEL	4073770-XXX	31-61-05	HONEYWELL	2	C13	GROUP 26
247	SURFACE POSITION INDICATOR	253884	27-80-01	AMETEK	3	C8	GROUP 24
248	ELECTRONIC CLOCK	9010-1-3	31-20-01	AVTECK	3	C13	GROUP 23
249	ELECTRONIC CLOCK	2620-02-1	31-21-13	SMITH	3	C13	GROUP 23
250	PAX OXY/YAW DAMPER MODULE	233U3208-XX, 233U3208-XXX 233U3208-XXXX	22-21-30	BOEING	3	C2	GROUP 18
251	BRAKE ACC. PR. INDICATOR	163LCP80	32-60-60	HORIZON AEROSPACE	3	C14	GROUP 27



## CAPABILITY LIST

AIESL CAP/01

Part 3

Section 3.1


INSTRUMENTS OVERHAUL DIVISION

Issue 2


Rev 0

Dec 2020

SR NO	NOMENCLATURE	PART NUMBER	ATA CODE	VENDOR	LEVEL OF MAINT	RATING	REMARKS
252	EFIS CONTROL PANEL	4082730-901	31-61-28	HONEYWELL	2	C13	GROUP 26
253	ELECTRONIC ENGINE CONTROL MODULE ASSY	233U3217-XXX	73-21-85	BOEING	3	C7	GROUP 20
254	TIRE PRESSURE SENSOR/ FILL VALVE.	83-200-0X	32-49-03	CRANE ELDEC CO	3	C14	GROUP 27
255	ADM PWR SUP MODULE ASSY	326PS101-1	24-35-01	ACME ELECTRONIC	3	C5	GROUP 25
256	SOLID STATE FLT DATA RECORDER	980-4700-XXX	31-30-40	HONEYWELL	3	C13	GROUP 18, 23
257	T25/PT25 TEMP. SENSOR	0154GFXX	73-24-11	ROSE MOUNT	1	C7	GROUP 28
258	STANDBY COMPASS	C5L & C5M	34-25-01	AMETEK	1	C3	GROUP 25
259	FLIGHT CREW MASS STOWAGE	MXP105, MXP111-X MXP141-X, MXP147-X	35-11-79	INTERTECHNIQUE	3	C15	GROUP 2, 22
260	PRESSURE SWITCH	21SN04-459	79-35-11	ROSE MOUNT	3	C7	GROUP 28
261	PRESSURE GUAGE	700129-009	25-60-35	GOODRICH	1	C6	GROUP 16
262	FLIGHT DECK ACC ESS SYSTEM KEY PAD MOD ASSY.(FDAS)	285T0852-1, -1MOD A, -1 MOD AB	52-51-03	BAE SYSTEM	3	C4	GROUP 20, 24
263	LIGHT CONTROL PANEL	233A2228-1	33-11-42	BOEING	3	C5	GROUP 26
264	FUEL PRESSURE SWITCH	21SN04-223/-323A/-333/ -466	73-34-04	EATON	3	C7	GROUP 16
265	PITOT STATIC TUBE	0856CCXX 0856LUX 0856REX	34-10-66	ROSE MOUNT	1	C3	GROUP 14


	<b>CAPABILITY LIST</b>		AIESL CAP/01		
	INSTRUMENTS OVERHAUL DIVISION		Part 3		Section 3.1
			Issue 2	Rev 0	Dec 2020

SR NO	NOMENCLATURE	PART NUMBER	ATA CODE	VENDOR	LEVEL OF MAINT	RATING	REMARKS
266	BRAKE TEMP. COMP. MODULE	4305890060	32-46-31	MESSIER BUGATTI	3	C14	GROUP 27
267	BRAKE TEMP. SENSOR	4305990091	32-46-32	MESSIER BUGATTI	1	C14	GROUP 27
268	FLIGHT MANAGEMENT COMPUTER (FMC)	176200-01-01	34-61-15	GE AVIATION /SMITH	2	C3	GROUP 25
269	LCD CDU	174101-XX-XX	34-61-14	GE AVIATION /SMITH	2	C3	GROUP 25
270	STBY ADM	C17001BAXX	34-21-15	THALES	2	C3	GROUP 25
271	PRIMARY FLIGHT CONTROL UNIT (PFC)	49-177-XX	27-06-21	BAE SYSTEMS	1	C8	GROUP 24
272	FUEL QUANTITY PROCESSOR UNIT (FQPU)	0330KPU0X, 0335KPU0X	28-47-69	GE AVIATION /SMITH	1	C9	GROUP 27
273	AIRBORNE PRINTER	C12349AD03 /AC02	31-33-01	THALES	2	C13	GROUP 23
274	WARNING ELECTRONICS UNIT (WEU)	285W0015-XXX	31-51-43	BAE SYSTEMS	1	C13	GROUP 26
275	ENGINE ACCESSORY UNIT (EAU)	285A1300-1	77-09-11	BAE SYSTEMS	1	C7	GROUP 28
276	DISPLAY ELECTRONIC UNIT (DEU)	4081600-930	31-61-27	HONEYWELL	1	C13	GROUP 26
277	DISPLAY UNIT (DU)	4073610-902 -912, 4086850-921/-922/-923/- 924 4082170-901/-911/-912 4087440-927 409100-931/-932/-933/ -934	31-61-26 31-61-54 31-61-30 31-61-55 31-61-82	HONEYWELL	1	C13	GROUP 26


	<b>CAPABILITY LIST</b>		AIESL CAP/01		
	INSTRUMENTS OVERHAUL DIVISION		Part 3		Section 3.1
			Issue 2	Rev 0	Dec 2020

SR NO	NOMENCLATURE	PART NUMBER	ATA CODE	VENDOR	LEVEL OF MAINT	RATING	REMARKS
278	DISPLAY UNIT (DU)	4073610-901/-911 4073610-905/-906/-915/-916	31-61-04 31-61-46	HONEYWELL	1	C13	GROUP 26
279	VIDEO DISPLAY UNIT	4073610-903	31-61-46	HONEYWELL	1	C13	GROUP 26
280	VIDEO DISPLAY UNIT	4091900-933 / -934	31-61-82	HONEYWELL	1	C13	GROUP 26
281	INTEGRATED STANDBY FLIGHT DISPLAY (ISFD)	C16221KA02, C16221LA03, C16221MA01, C16221QA01	34-22-45	THALES	2	C3	GROUP 25
282	PRINTED WIRING ASSY, PREREGULATOR	285W0038-SERIES	31-09-02	BAE SYSTEMS	1	C13	GROUP 26
283	HYDRAULIC INTERFACE MODULE ASSY. (HYDIM)	285W0017-101/- 101 MOD A/-102/-104	29-11-02	BAE SYSTEMS	1	C12	GROUP 27
284	LINEAR/MONITOR POWER SUPPLY PCB ASSY. (LMC)	285W0037-101/ 101 MOD A / 101MOD AB	31-09-01	BAE SYSTEMS	1	C13	GROUP 26
285	PRESSURE SWITCH	1225P6-2	29-20-62	AEROSPACE CONTROLS	3	C12	GROUP 27
286	RTD TEMPERATURE SENSOR	810234-1/ -2/ -3	21-63-06	HAMILTON SUNSTRAND	1	C1	GROUP 28
287	FLAP SKEW SENSOR	9000421-2/ -3	27-59-01	HONEYWELL	3	C8	GROUP 24
288	OIL LEVEL SENSOR	8TJ146CFA1 (340-402-801-0)	79-31-24	AMETEK	3	C7	GROUP 28
289	TOTAL TEMP SENSOR	102LJ2AG, 102LA2AG	34-18-61	ROSEMOUNT	1	C3	GROUP 14,25



	<b>CAPABILITY LIST</b>		AIESL CAP/01		
	INSTRUMENTS OVERHAUL DIVISION		Part 3		Section 3.1
			Issue 2	Rev 0	Dec 2020

SR NO	NOMENCLATURE	PART NUMBER	ATA CODE	VENDOR	LEVEL OF MAINT	RATING	REMARKS
290	CABIN ALT DIF PR INDICATOR	AW2835ABXX	21-30-01	AMETEK	3	C1	GROUP 28
291	REGULATOR ASSY & COUPLING	803127-XX, 803163-XX, 804182-XX	35-12-03	SCOTT	3	C15	GROUP 22
292	FULLFACE MASK ASSY	174692N7	35-11-23	B/E AEROSPACE	3	C15	GROUP 22
293	TANK UNIT	20200-0XXX	28-41-76	BFGOODRICH AEROSPACE	1	C9	GROUP 27
294	NGS THERMAL SWITCH	5849539-1, -2	47-43-02	HONEYWELL	1	C9	GROUP 22
295	TEMPERATURE TRANSDUCER	72GP39-4, 72GP39-5	29-32-02	ROSEMOUNT AEROSPACE	2	C12	GROUP 27
296	OXYGEN HAND VALVE ASSY.	B42085-1	35-20-02	COBHAM	3	C15	GROUP 22
297	VOLTAGE AVERAGING MODULE	2165-7	35-21-14	AUTRONIC CORP.	3	C15	GROUP 22
298	OXYGEN GENRATOR	E72220-XXX	35-21-50	DRAGER	1	C15	GROUP 22
299	N2 DIFF PRESSURE SWITCH	2040061-XXX	47-30-01	PARKER	2	C9	GROUP 22
300	COMPENSATOR UNIT	20202-01	28-41-75	SIMMONDS PRECISION	2	C9	GROUP 27
301	STOWAGE BOX	118736-XX	35-10-85	B/E AEROSPACE	2	C15	GROUP 22
302	EMERGENCY EVACUATION PANEL	G6031-05	25-60-05	GABLES ENGINEERING	3	C6	GROUP 28
303	ARINC SIGNAL GATEWAY (ASG)	285W0020-101, -101MOD A, -103, -104	31-09-05	BAE SYSTEMS	1	C13	GROUP 26

	<b>CAPABILITY LIST</b>		AIESL CAP/01		
	INSTRUMENTS OVERHAUL DIVISION		Part 3		Section 3.1
			Issue 2	Rev 0	Dec 2020

SR NO	NOMENCLATURE	PART NUMBER	ATA CODE	VENDOR	LEVEL OF MAINT	RATING	REMARKS
304	OXYGEN BOTTLE VALVE ASSY.	804216-01	35-22-01	AVOX SYSTEMS INC.	3	C15	GROUP 22
305	PITOT PROBE	C16254AA	34-11-54	THALES	2	C3	GROUP 16
306	OIL PRESSURE TRANSMITTER	418-07104 418-08104 418-09104	79-31-74	EDISON /MEGGITT	1	C7	GROUP 16
307	BREATHER TEMPERATURE BLUB	1122131	DS #2252	LEWIS ENG.CO.	1	C7	GROUP 14
308	WATER QTY. INDICATOR	10486N01Y00	38-14-07	AMETEK	2	C6	GROUP 28
309	TEMPERATURE TRANSDUCER (RTD'S)	1122696, 56B17E, 56B3A11, 56B32K, 3100072, 3199958, 3100013, 3100130	77-21-51	LEWIS ENG.CO.	1	C7	GROUP 28
310	PRESSURE SENSOR	1151072-1 SERIES, 1151072-2 SERIES	36-11-16	HONEYWELL	1	C17	GROUP 27
311	OXYGEN CONTAINER ASSY.	115B02 SERIES	35-20-38	PURITAN-BENNETT AERO SYSTEM CO.	3	C15	GROUP 21
312	OXYGEN CONTAINER ASSY.	115C12 SERIES	35-20-46	PURITAN-BENNETT AERO SYSTEM CO.	3	C15	GROUP 21
313	OXYGEN MASK	174080 SERIES	35-20-96	B/E AEROSPACE	3	C15	GROUP 21
314	OXYGEN MASK ASSY.	174095-XX SERIES, 174097-XX SERIES	35-24-04	B/E AEROSPACE	2	C15	GROUP 22
315	BRAKE TEMPERATURE SENSOR	3100152 (S283T015-1)	32-46-12	LEWIS ENGG	1	C14	GROUP 27



## CAPABILITY LIST

AIESL CAP/01

Part 3

Section 3.1


INSTRUMENTS OVERHAUL DIVISION

Issue 2

Rev 0

Dec 2020

SR NO	NOMENCLATURE	PART NUMBER	ATA CODE	VENDOR	LEVEL OF MAINT	RATING	REMARKS
316	OIL PRESSURE SENSOR	330-009-201-0 (APTE-7B-1500-7BARD) 350-711-901-0	79-32-11	KULITE SEMICONDUCTOR PRODUCTS INC.	1	C7	GROUP 28
317	TEMPERATURE SENSOR	374334	29-11-12	BRONZAVIA	1	C12	GROUP 16
318	EICAS DISPLAY SELECT PANEL	4073870-901, -902	31-61-08	HONEYWELL	2	C13	GROUP 26
319	CENTER OXYGEN BOX	417U3060-XXXXX	35-21-14	BOEING	2	C15	GROUP 02
320	OUTBOARD OXYGEN BOX	417U3065-XXXXX	35-21-24	BOEING	2	C15	GROUP 02
321	ATTENDENT OXYGEN BOX	417U3081-XXXX	35-21-44	BOEING	2	C15	GROUP 02
322	TEMPERATURE BULB	56B19E	29-31-48	LEWIS ENGG	1	C12	GROUP 14
323	TEMPERATURE BULB	54B SERIES, 56B SERIES, 57B SERIES	DS 585, DS 681, DS 691, DS 2324, DS 5820	LEWIS ENGG	1	C1/C7	GROUP 14
324	TEMPERATURE BULB	56B24	21-62-01	LEWIS ENGG	1	C1	GROUP 16
325	TEMPERATURE BULB	64665-500-1	29-11-17	LUCAS AIR EQUIPMENT	1	C12	GROUP 16
326	FLOOD AND PANEL LIGHTING MODULE ASSY.	69-76435-5, -305	33-11-07	BAE SYSTEMS	2	C5	GROUP 26
327	DIFFERENTIAL PR SENSOR	75D112	ATP	CUSTOM CONTROL SENSOR	1	C1	GROUP 14

	<b>CAPABILITY LIST</b>		AIESL CAP/01		
	INSTRUMENTS OVERHAUL DIVISION		Part 3		Section 3.1
			Issue 2	Rev 0	Dec 2020

SR NO	NOMENCLATURE	PART NUMBER	ATA CODE	VENDOR	LEVEL OF MAINT	RATING	REMARKS
328	HYDRAULIC PR.SWITCH	90G223	29-12-07	CUSTOM COMPONENTS SWITCHES INC.	2	C12	GROUP 14, 27
329	OXYGEN CONTAINER ASSY.	AH5H52 SERIES, AH5H53 SERIES, AH5H54 SERIES, AH5H55 SERIES	35-20-84	PURITAN-BENNETT AERO SYSTEM CO.	2	C15	GROUP 21
330	OXYGEN CONTAINER ASSY.	B15B52 SERIES, B15B53 SERIES, B15B54 SERIES, B15B55 SERIES	35-20-32	PURITAN-BENNETT AERO SYST CO.	3	C15	GROUP 21
331	AIR DATA MODULE	C17001CA01	34-21-20	THALES	2	C3	GROUP 25
332	TRANSMITTER CONTROL SURFACE POSITION	H509B	27-01-06	NOVATRONICS	2	C8	GROUP 14
333	TEMPERATURE BULB	MS28034-1, -2, -3	79-30-17	LEWIS ENGG	1	C7	GROUP 28
334	STDBY AIRSPEED INDICATOR	A3615710067	34-13-03	KOLLSMAN	3	C3	GROUP 14
335	SOURCE SELECT VALVE	V14100-55,	34-11-02	VALCOR.	3	C3	GROUP 14
337	TEMPERATURE SENSOR	0301KLS01	28-47-59	SMITHS	1	C9	GROUP 14
338	PRESSURE SWITCH	1G390	ATP	CUSTOM COMPONENT SWITCHS INC.	1	C6	GROUP 14
339	PRESSURE SWITCH	1G409	FSCM NO 09049	CUSTOM COMPONENT SWITCHS INC.	1	C6	GROUP 14
340	ALTITUDE SWITCH	214C40-1-XXX	34-11-01	EATON	1	C3	GROUP 14



## CAPABILITY LIST

AIESL CAP/01

Part 3

Section 3.1


INSTRUMENTS OVERHAUL DIVISION

Issue 2


Rev 0

Dec 2020

SR NO	NOMENCLATURE	PART NUMBER	ATA CODE	VENDOR	LEVEL OF MAINT	RATING	REMARKS
341	PRESSURE SWITCH	21C1-3-X	28-42-01	EATON	1	C9	GROUP 27
342	PRESSURE GAUGE	700129-006	25-60-11	BFGOODRICH	1	C6	GROUP 14
343	PRESSURE GAUGE	700129-008	25-60-08	GOODRICH CO.	1	C6	GROUP 16
344	PRESSURE GAUGE	700129-015	25-65-11	BFGOODRICH	1	C6	GROUP 28
345	PRESSURE SWITCH	8G804-1A	30-10-07	CUSTOM COMP	3	C18	GROUP 16
346	ACCELEROMETER	9000003-3	27-21-01	ALLIED SIGNAL	1	C8	GROUP 24
347	LOW DUCT PR. TRANSMITTER	04390, 61001	21-54-01	COMPUTER INSTRUMENTS COR.	2	C1	GROUP 14
348	FUEL QUANTITY INDICATOR	10037-0750	28-41-74	GOODRICH	1	C9	GROUP 27
349	CONTINUOUS LEVEL SENSOR	1721F4	38-30-34	ROSEMOUNT AEROSPACE INC.	1	C6	GROUP 28
350	PRESSURE SWITCH	21SN41-42, 21SN41-52, 21SN41-84	80-21-03	EATON PRESSURE SENSOR DIV.	2	C7	GROUP 28
351	HUBCAP ASSEMBLY- MAIN LANDING GEAR WHEEL	294W5140-15	32-11-08	BOEING-CRANE	2	C14	GROUP 27
352	HUBCAP ASSEMBLY-NOSE LANDING GEAR WHEEL	294W5240-15	32-21-08	BOEING-CRANE	2	C14	GROUP 27
353	BRAKE TEMPERATURE. CONTROL MODULE	83-103-01	32-46-01	CRANE/ELDEC CORPORATION	1	C14	GROUP 27
354	PRESSURE SWITCH	90G236	32-42-01	CUSTOM CONTROL SENSOR INC.	2	C14	GROUP 14

	<b>CAPABILITY LIST</b>		AIESL CAP/01		
	INSTRUMENTS OVERHAUL DIVISION		Part 3		Section 3.1
			Issue 2	Rev 0	Dec 2020

SR NO	NOMENCLATURE	PART NUMBER	ATA CODE	VENDOR	LEVEL OF MAINT	RATING	REMARKS
355	PC CARD QUICK ACCESS RECORDER	D52000-63000, D52000-64000	31-34-24	PENNT & GILES	2	C13	GROUP 23
356	CABIN RATE OF CLIMB INDICATOR	WL501RC1, WL502RC1, WL503RC1	34-10-87	SMITHS	1	C3	GROUP 25
357	PASSENGER SERVICE UNIT ASSY.	417N3011-XXXX	25-23-38	BOEING	2	C6	GROUP 22
358	LOGIC CONTROL MODULE	1742F5,1742F6	38-30-35	ROSEMOUNT AEROSPACE INC.	2	C6	GROUP 28
359	LOGIC CONTROL MODULE	1742F9	38-30-37	ROSEMOUNT AEROSPACE INC.	2	C6	GROUP 28
360	TIRE PRESSURE SENSOR	2-8331-2	32-49-07	CRANE-ELDEC	1	C14	GROUP 29
361	MAGNET RING ASSY. AND LOOP LINK ASSY.	6-0488-2, 6-0487-1, 6-0489-1	32-42-07	CRANE	1	C14	GROUP 29
362	LEFT CDS DISPLAY CONTROL PANEL ASSY, P1-3	233A2221-XX	31-11-30	BAE SYSTEMS	2	C13	GROUP 23
363	RIGHT CDS DISPLAY CONTROL PANEL ASSY, P3-1	233A2222-XX	31-11-59	BAE SYSTEMS	2	C13	GROUP 23
364	AURAL WARNING MODULE ASSY.	69-78214-1, -3, -4.	31-26-20	BAE SYSTEMS	3	C13	GROUP 23
365	DISPLAY SELECT MODULE ASSY.	233A3206-1, -2, -3.	31-11-29	BAE SYSTEMS	2	C13	GROUP 23
366	DISPLAY UNIT	4086850-921, -922, -923, - 924.	31-61-54	HONEYWELL	2 (Limited)	C13	GROUP 26
367	PHASE III DISPLAY UNIT	4091900-931, -932, -933, - 934.	31-61-82	HONEYWELL	2	C13	GROUP 26
368	DISPLAY ELECTRONICS UNIT	4081600-930	31-61-27	HONEYWELL	2	C13	GROUP 26

	<b>CAPABILITY LIST</b>		AIESL CAP/01		
	INSTRUMENTS OVERHAUL DIVISION		Part 3		Section 3.1
			Issue 2	Rev 0	Dec 2020

SR NO	NOMENCLATURE	PART NUMBER	ATA CODE	VENDOR	LEVEL OF MAINT	RATING	REMARKS
369	FUEL QTY PROCESSOR UNIT	0330KPU01 0330KPU02	28-47-69	GE AVIATION	2	C9	GROUP 27
370	OXYGEN REGULATOR VALVE ASSY.	806575-01, -02	35-35-53	AVOX SYSTEMS	3	C15	GROUP 22
371	SWITCH GAUGE PRESSURE	90G0237	29-30-11	CUSTOM CONTROL SENSOR INC.	2	C12	GROUP 14
372	CORE PROCESSORE / STANDARD MODULE ASSY.	4089300-901	31-41-55	HONEYWELL	2	C13	GROUP 23
373	POWER CONDITIONING MODULE ASSY.	4089350-901	31-41-59	HONEYWELL	2	C13	GROUP 23
374	CORE PROCESSORE / GRAPHICS GENERATOR MODULE ASSY.	4089400-901	31-41-56	HONEYWELL	2	C13	GROUP 23
375	CORE PROCESSORE / COMMUNICATIONS MODULE ASSY.	4089450-901	31-41-57	HONEYWELL	2	C13	GROUP 23
376	CORE PROCESSORE / INPUT OUTPUT MODULE ASSY.	4089500-901	31-41-58	HONEYWELL	2	C13	GROUP 23
377	CENTER OXYGEN BOX ASSY.	418W1010- SERIES 418W2010- SERIES	35-21-07	BOEING	3	C15	GROUP 22
378	OUTBOARD OXYGEN BOX ASSY.	418W1015- SERIES	35-21-08	BOEING	3	C15	GROUP 22
379	OXYGEN PRESSURE REGULATOR	4441093-001	35-14-04	B/E AEROSPACE	3	C15	GROUP 22
380	SOLID STATE FLIGHT DATA RECORDER	980-4750-00X	31-30-47	HONEYWELL INC.	2	C13	GROUP 23
381	UNDERWATER ACOUSTIC BEACON	DK100, DK120, DK130, DK140, DK120/90	03-TM-0037 03-TM-0063	DUKANE SEACOM, INC.	2	C13	GROUP 23
382	CONTROL DISPLAY UNIT	4088240-901	3 4-61-76	HONEYWELL	2	C3	GROUP 25



## CAPABILITY LIST

AIESL CAP/01

INSTRUMENTS OVERHAUL DIVISION

Part 3

Section 3.1

Issue 2

Rev 3

Feb 2022

SR.NO.	NOMENCLATURE	PART NUMBER	ATA CODE	VENDOR	LEVEL OF MAINT	RATING	REMARKS
383	OXYGEN VALVE ASSEMBLY	B42085-4	35-12-06	COBHAM	3	C15	GROUP 22
384	OXYGEN PRESSURE REGULATOR	172234-01	35-22-10	B/E AEROSPACE	3	C15	GROUP 22
385	OXYGEN PRESSURE REGULATR	4441292-000	35-14-06	B/E AEROSPACE	3	C15	GROUP 22
386	CLOCK/MIC CAPTAIN CONTROL PANEL ASSY.	413900-001	31-61-03	KORRY	2	C13	GROUP 29
387	CLOCK/MIC FIRST OFFICER CONTROL PANEL ASSY.	414000-001	31-61-04	EASTERLINE	2	C13	GROUP 29
388	OXYGEN BOX ASSEMBLY	4570002-SERIES	25-23-64	B/E AEROSPACE	2	C6	GROUP 29
389	OXYGEN PANEL ASSEMBLY	4572000-SERIES, 4572101-SERIES, 4572102-SERIES, 4572103-SERIES, 4572104-SERIES.	25-23-59	B/E AEROSPACE	2	C6	GROUP 29
390	OXYGEN PANEL ASSEMBLY	4572000-SERIES, 4572101-SERIES, 4572102-SERIES, 4572103-SERIES, 4572104-SERIES, 4512105-SERIES, 4572130-SERIES, 4572131-SERIES, 4572132-SERIES.	25-23-46	B/E AEROSPACE	2	C6	GROUP 29
391	OXYGEN PANEL ASSEMBLY	4572171-SERIES 4572172-SERIES	25-23-61	B/E AEROSPACE	2	C6	GROUP 29





## CAPABILITY LIST

AIESL CAP/01

INSTRUMENTS OVERHAUL DIVISION

Part 3

Section 3.1

Issue 2

Rev 3

Feb 2022

SR.NO.	NOMENCLATURE	PART NUMBER	ATA CODE	VENDOR	LEVEL OF MAINT	RATING	REMARKS
392	RUDDER TRIM INDICATOR ASSEMBLY	10166N01N00	27-21-03	AMETEK	2	C8	GROUP 24
393	FUEL HEIGHT SENSOR	20301-0XXX	28-41-32	SIMMONDS PRECISION PRODUCTS INC.	1	C9	GROUP 29
394	ANTISKID/AUTOBRAKE CONTROL UNIT (AACU)	42-935, 42-935-2	32-43-65	CRANE AEROSPACE & ELECTRONICS	2	C14	GROUP 27
395	HIGH PRESSURE TRANSDUCER	970294-7	29-13-29	AMETEK	1	C12	GROUP 29
396	BODY AND GAGE ASSEMBLY	807206-01	35-18-35	AVOX SYSTEMS INC	3	C15	GROUP 22
397	AIR DATA PITOT PROBE	0851JW1, 0851JW2	34-11-20	UTC AEROSPACE INC.	1	C3	GROUP 29
398	OXYGEN FILLER VALVE	2279-003-1	35-09-01	COBHAM	3	C15	GROUP 22



# **CAPABILITY LIST**

---

**Part 4**

**ACCESSORY OVERHAUL DIVISION**



## CAPABILITY LIST

AIESL CAP/01

### ACCESSORY OVERHAUL

Part 4

Section 4.1

Issue 2

Rev 0

Dec 2020

#### 4.1 ACCESSORY OVERHAUL - FUEL

SR NO	NOMENCLATURE	PART NUMBER	ATA CODE	VENDOR	LEVEL OF MAINT	RATING	REMARKS
1	MANIFOLD ASSY.	0111153-XXX	29-20-03	ARKWIN	3	C12	GROUP17D
2	FLOW DIV & DUMP VALVE	26030	49-31-18	LUCAS AEROSPACE	3	C7	GROUP16D
3	FLOW DIV & DUMP VALVE	26375-X/3912042-01	49-31-19	GOODRICH	3	C7	GROUP16D
4	LUBE PUMP	3880190-XX	49-91-41	AERO CONTROLEX	3	C7	GROUP16C
5	FUEL/OIL COOLER	47111-12XX	79-21-15	SERK AVIATION	3	C7	GROUP17D
6	FUEL INJ.(ENG)	50J463/50J463-001	73-11-11	PRATT & WHITNEY	3	C7	GROUP15D
7	FUEL INJ.(ENG)	50J482/50J482-001	73-11-11	PRATT & WHITNEY	3	C7	GROUP15D
8	FUEL INJECTOR	55138, 55781	49-30-01	DELVAN INC.	2	C7	GROUP16D
9	FUEL INJECTOR	55139, 55783	49-30-02	DELVAN INC.	2	C7	GROUP16D
10	TCC VALVE ACT.	5830201-XXX	75-24-14	PARKER HENIFIN	3	C7	GROUP18D
11	FUEL PUMP (APU-PW901)	715201-X	49-30-01	AGRO TECH	3	C7	GROUP16D
12	FUEL PUMP (ENG)	722101-XX	73-11-04	AGRO TECH	3	C7	GROUP15D
13	VALVE FMU BYPAS	776950-X	73-21-58	HAMILTON STD.	3	C7	GROUP15D
14	VALVE FUEL DIST.	788366-X	73-11-08	HAMILTON STD.	3	C7	GROUP15D
15	HT.EX. VALVE ENG.	788399-X	75-24-18	HAMILTON STD.	3	C7	GROUP18D
16	HT EX VALVE IDG	798850-X	75-24-20	HAMILTON STD.	3	C7	GROUP18D
17	I.G.V.ACTUATOR	800953-X	49-51-25	HAMILTON STD.	3	C7	GROUP16D
18	DIV CONT.UNIT	800954-X	49-51-23	HAMILTON STD.	3	C7	GROUP16D
19	F.M.U. (ENG)	801000-X	73-21-64	HAMILTON STD.	3	C7	GROUP15D



## CAPABILITY LIST

AIESL CAP/01

Part 4

Section 4.1


GENERAL

Issue 2

Rev 0

Dec 2020

SR NO	NOMENCLATURE	PART NUMBER	ATA CODE	VENDOR	LEVEL OF MAINT	RATING	REMARKS
20	F.M.U. (APU)	801053-X	49-31-04	HAMILTON STD.	3	C7	GROUP16D
21	COMP STAT.ACT.	806808-X	75-31-33	HAMILTON STD.	3	C7	GROUP18D
22	2.5 BLEED ACT.	808726-X	75-31-34	HAMILTON STD.	3	C7	GROUP18D
23	VALVE FMU BYPAS	813520-X	73-21-58	HAMILTON STD.	3	C7	GROUP15D
24	COMP STAT.ACT.	813664-X	75-31-33	HAMILTON STD.	3	C7	GROUP18D
25	2.5 BLEED ACT.	814890-X	75-31-34	HAMILTON STD.	3	C7	GROUP18D
26	COMP STAT.ACT.	819802-1	75-31-33	HAMILTON STD.	3	C7	GROUP18D
27	FUEL PUMP (ENG.)	825501-XX	73-11-04	AGRO TECH	3	C7	GROUP15D
28	I.G.V.ACTUATOR	A64138-X	49-50-01	MOOG	3	C7	GROUP16D
29	OIL COOLER (APU)	D2045-300A	49-90-02	HS MARSTON AEROSPACE LTD	2	C7	GROUP16D
30	NOZZLE ASSMBLY	511865-1 /3830416-1	49-30-01	TURBINE FUEL TECHNOLOGY	1	C7	GROUP32E
31	FUEL NOZZLE ASSMBLY	6840023M1	73-11-42	PARKER	1	C7	GROUP31F
32	FLOWDIVIDER	3883830-1	49-26-85	HONEYWELL	1	C7	GROUP32E
33	FUEL NOZZLE ASSMBLY	6840023E16	73-11-42	PARKER	1	C7	GROUP31E
34	FUEL NOZZLE ASSMBLY	6840023E18	73-11-42	PARKER	1	C7	GROUP31F
35	FLOW DIVIDER	3883830-1	49-26-85	HONEYWELL	1	C7	GROUP15E
36	FUEL PUMP	828300-X	73-11-15	ARGOTECH	2	C7	GROUP31E

	<b>CAPABILITY LIST</b>		AIESL CAP/01		
	GENERAL		Part 4		Section 4.1
			Issue 2	Rev 0	Dec 2020

SR NO	NOMENCLATURE	PART NUMBER	ATA CODE	VENDOR	LEVEL OF MAINT	RATING	REMARKS
37	FUEL NOZZLE FILTER	FA00631B , FA00631C	73-11-45	SOFRANCE SA	3	C7	GROUP31E
38	SERVO FUEL HEATER	45731-1381	73-11-24	SERCK AVIATION	2	C7	GROUP31E
39	SERVO FUEL HEATER	45731-1382/1383	73-11-77	SERCK AVIATION	2	C7	GROUP31E
40	IDG OIL COOLER	45731-1391	73-11-64	SERCK AVIATION	2	C7	GROUP31E
41	IDG OIL COOLER	45731-1392/1393	73-11-65	SERCK AVIATION	2	C7	GROUP31E
42	SCAVENGE OIL FILTER	41F9002/9003	79-21-42	TECHSPACE AERO	2	C7	GROUP33E
43	TEMPERATURE CONTROL VALVE	160550-1	49-94-30	HONEYWELL	2	C7	GROUP32E
44	STATIC ANTI LEAK VALVE	40F0001, 40F0002	79-21-44	TECHSPACE AERO	3	C7	GROUP33F
45	FUEL SOLENOID VALVE	692546-4	49-26-85	HONEYWELL	1	C7	GROUP32E
46	FUEL OIL HEAT EXCHANGER	UA541464-5/6/7	24-11-04	TRIUMPH THERMAL SYSTEM INC	1	C7	GROUP33F
47	VSCF/LUBE OIL/OIL COOLER INTERFACE	UA541463-4	24-25-01	TRIUMPH THERMAL SYSTEM INC	1	C7	GROUP33F
48	IDG VSCF/VSCF /AIR/OIL COOLER INTER FACE	UA544011-02 /UA541462-7/8/9	24-11-03	TRIUMPH THERMAL SYSTEM INC	1	C7	GROUP33F
49	OIL CLOGGING INDICATOR	340-400-402-0	79-21-44	PALL AEROSPACE	1	C7	GROUP33E
50	VBV ACTUATOR	7074-100/-200/-300 /1226400	75-32-14	CFM INTERNATIONAL	1	C7	GROUP31E
51	ACTUATOR VARIABLE STATOR	1211313-010	75-32-13	ARKWIN	3	C7	GROUP31E



## CAPABILITY LIST

AIESL CAP/01

Part 4

Section 4.1


GENERAL

Issue 2


Rev 0

Dec 2020

SR NO	NOMENCLATURE	PART NUMBER	ATA CODE	VENDOR	LEVEL OF MAINT	RATING	REMARKS
		(1324M12P10)					
52	OIL/FUEL HEAT EXCHANGER	11-841193-2/-4	79-21-25	SECAN INTERNATIONAL	1	C7	GROUP33E
53	OIL/FUEL HEAT EXCHANGER	45332-8036	79-21-26	SERCK AVIATION	1	C7	GROUP33E
54	LUBE /SERVO FUEL/OIL COOLER	UA541461-14	79-21-03	TRIUMPH THERMALSYST.	1	C7	GROUP33F
55	OIL THERMASTATIC BYPASS VALVE	160536-1	49-94-26	ALLIED SIGNAL		C7	GROUP32F
56	STATIC ANTI LEAK VALVE	40F0001/40F0002	79-21-44	TECHSPACE AERO	1	C7	GROUP33F
57	FUEL DIFFERENTIAL PRESSURER S/W	340-402-701-0 SERIES	73-34-11	PALL AEROSPACE	1	C7	GROUP 31E
58	PRESSURE S/W	304300-2	49-90-57	ALLIED SIGNAL	1	C7	GROUP 32E
59	OIL COOLER RELIEF BYPASS VALVE	UA538551-3	24-11-05	PARKER	1	C7	GROUP 33E
60	OIL FILTER BYPASS VALVE DIFFERENTIAL PR.SWITCH	4132029-3	49-91-57	HONEYWELL	1	C7	GROUP 32F
61	GENERATOR FILTER BYPASSVALVE DIFFERENTIAL PR.SWITCH	4132030-3	49-91-57	HONEYWELL	1	C7	GROUP 32F
62	HPT ACC VALVE	5910500-106	75-24-55	PARKER	1	C7	GROUP 31F
63	VARIABLE BYPASS VALVE ACTUATOR	880400-1005,-1006/ 1962M91P03,-P04	75-32-28	PARKER	1	C7	GROUP 31 F

	<b>CAPABILITY LIST</b>		AIESL CAP/01		
	GENERAL		Part 4		Section 4.1
			Issue 2	Rev 0	Dec 2020

SR NO	NOMENCLATURE	PART NUMBER	ATA CODE	VENDOR	LEVEL OF MAINT	RATING	REMARKS
64	OIL COOLER	7000257H02	49-92-03	HAMILTON SUNSTRAND	1	C7	GROUP 32 G
65	AIR/OIL COOLER	160488-2	49-94-22	HONEYWELL	1	C7	GROUP 32 F
66	OIL COOLER	160564-1,-2	49-94-32	HONEYWELL	2	C7	GROUP 32 E
67	SURGE CONTROL VALVE	3291238-1,-2	49-52-31	HONEYWELL	2	C7	GROUP 32 E
68	FUEL PUMP	828300-3,-4,-5/340-402-103-0/ 340-402-104-0/ 340-402-105-0	73-11-15	ARGO TECH.	3	C7	GROUP 31 E
69	OIL/FUEL HEAT EXCHANGER	45332-8036/ 45332-8039/ 301-780-601-0/ 301-780-602-0	79-21-26	SERCK AVIATION	2	C7	GROUP 33 E
70	OIL/FUEL HEAT EXCHANGER	11-841193M1/ 11-841193-2/ 11-841193-3/11-841193-4/ 301-780-701-0/ 301-780-702-0/ 301-780-703-0/301-780-704-0	79-21-25	SECAN	2	C7	GROUP 33 E
71	SERVO ACTUATOR ASSEMBLY	B55968-1/-2/-003/-004 (3886188-1/-2/-3)	49-50-07	MOOG	2	C7	GROUP 32 E
72	DAMPER VALVE	17P67-1	79-21-21	HONEYWELL	1	C7	GROUP 17 D
73	SURGE CONTROL VALVE	3290814-2,-3,-4,-5	49-52-13	HONEYWELL	1	C7	GROUP 32 F
74	SERVO ACTUATOR ASSEMBLY	B55690-2/-3/-004/-005 (3883499-1/-2/-3)	49-50-05	MOOG	2	C7	GROUP 32 F
75	SIMPLEX FUEL INJECTOR ASSEMBLY	7000457H01	49-31-31	HAMILTON SUDSTRAND	1	C7	GROUP 32 G

	<b>CAPABILITY LIST</b>		AIESL CAP/01		
	GENERAL		Part 4		Section 4.1
			Issue 2	Rev 3	Feb 2022

SR NO	NOMENCLATURE	PART NUMBER	ATA CODE	VENDOR	LEVEL OF MAINT	RATING	REMARKS
76	OIL COOLER AND RELIEF BYPASS VALVE ASSEMBLY	UA538551-3	24-11-05	PARKER	II	C7	GROUP 33 E
77	FUEL FILTER CLOGGING INDICATOR	APS731500-18BARD APS73A18BARD, APS73B18BARD	73-34-13	SNECMA	I	C7	GROUP 31 E
78	FLOW DIVIDER	3883830-2	49-26-85	HONEYWELL	I	C7	GROUP 32 E
79	FUEL DIFFERENTIAL PRESSURE TRANSDUCER	508486-1	73-32-01	UNISON	I	C7	GROUP 31 G





## CAPABILITY LIST

AIESL CAP/01

### ACCESSORY OVERHAUL DIVISION- (HYDRAULIC)

Part 4

Section 4.2

Issue 2

Rev 0

Dec 2020

#### 4.2 ACCESSORY OVERHAUL DIVISION- (HYDRAULIC)

SR NO	NOMENCLATURE	PART NUMBER	ATA CODE	VENDOR	LEVEL OF MAINT	RATING	REMARKS
1	DN. LK SQ. V/V.	098C-00160	32-32-05	MITSUBISHI	2	C14	GROUP 12D
2	UP. LK SQ. V/V.	098C-00210	32-32-03	MITSUBISHI	2	C14	GROUP 12D
3	ACTUATOR	106788A140/103/131/205.	24-09-01	IIT GENERAL	2	C5	GROUP 14A 14D
4	HYD.FLOW REG. V/V	11222-XXX	32-42-11	WATERMAN	2	C14	GROUP 12D
5	SWIVEL	141825-X	29-09-00	DUMANT	2	C12	GROUP 11D
6	SWIVEL ASSY.	143210, -X	29-09-10	DUMONT	2	C12	GROUP 11D
7	SWIVEL ASSY.	143415-X	29-09-20	DEUTACE	2	C12	GROUP 11A 11D
8	MOTOR ACT CAT. VLV.	148085/1558501	29-43-00	WHITTAKAR	2	C12	GROUP 11A 11D
9	STAB TRIM CONTROL MODULE	160200-XXX	27-41-08	E-SYSTEM	2	C8	GROUP 13A 13D
10	HYD. THERMAL RELIEF VLV.	1643-X	32-40-01	PNEUDRAULICS	2	C14	GROUP 12A 12D
11	RESERVOIR RELIEF VALVE (B747-400)	1800-X	29-11-30	PNEUDRAULICS	2	C12	GROUP 11D
12	T/R PR HYD.V/V.	18-2141-XX	29-30-03	ALLIED SIGNAL	2	C12	GROUP 11D 11E
13	CHECK V/V.	1C1966/968/970	29-11-52	CRISSAIR	1	C12	GROUP 11D 11F



## CAPABILITY LIST

AIESL CAP/01

Part 4

Section 4.2

ACCESSORY OVERHAUL DIVISION- (HYDRAULIC)

Issue 2

Rev 0

Dec 2020

SR NO	NOMENCLATURE	PART NUMBER	ATA CODE	VENDOR	LEVEL OF MAINT	RATING	REMARKS
14	T/R DIRECTIONAL CONT.V/V.	1FAO114	78-34-01	FRISY	2	C7	GROUP 14D.
15	B/G STEERING ACT.	1U1171-X	32-50-01	SMITHS	2	C14	GROUP 12A 12D
16	W/G DOOR ACT.	1U1192-XX	32-32-02	SMITHS	2	C14	GROUP 12A 12D
17	B/G DOOR ACT.	1U1193-XX	32-33-01	SMITHS	2	C14	GROUP 12A 12D
18	N/G DOOR ACT.	1U1198-XX	32-34-02	SMITHS	2	C14	GROUP 12A 12D
19	M/G LOCK ACT	1U1204-X	32-34-01	SMITHS	2	C14	GROUP 12A 12D
20	3 POSN. GRD. SPOILER VLV.	1U1261-X	27-60-01	SMITHS	2	C8	GROUP 13A 13D
21	PRESS. SYS. MOD. ASSY.	1U1301-X	29-11-01	SMITHS	2	C12	GROUP 11A 11D
22	L/G GR. SEL V/V.	1U1302-X	32-31-02	DOWTY	2	C14	GROUP 12A 12D
23	HYD. PR. SW.	211C233-175/319	29-09-01	ETON CORP.	2	C12	GROUP 11A 11D
24	HYD. PR. SW.	211C233-199/324	29-09-02	ETON CORP.	2	C12	GROUP 11A 11D
25	HYD. PR. SW.	211C233-281	DRGN.	CONDEC	2	C12	GROUP 14A 14D
26	HYD. PR. SW.	211C233-326/327	29-09-23	EATON	2	C12	GROUP 11A 11D
27	HYD.PR.S.W	212C1391-1	DRGN.	CONDEC	2	C12	GROUP 14A 14D



## CAPABILITY LIST

AIESL CAP/01

Part 4

Section 4.2

### ACCESSORY OVERHAUL DIVISION- (HYDRAULIC)

Issue 2

Rev 0

Dec 2020

SR NO	NOMENCLATURE	PART NUMBER	ATA CODE	VENDOR	LEVEL OF MAINT	RATING	REMARKS
28	T/R ACT. ASSY.	219000-EVEN NO.	78-31-04	PARKER	2	C7	GROUP 14D
29	T/R ACT. ASSY.	219000-ODD NO.	78-31-01	PARKER	2	C7	GROUP 14D
30	O/B ELEVATOR PCU	234700-XXXX	27-30-10	PARKER	2	C8	GROUP 13A 13D
31	PARKING BR. MOD ASSY	240545-X	32-40-01	MEGGITAVIONIC	2	C14	GROUP 12A 12D
32	CARTRIDGE CHECK V/V.	2660591/2720021/2688212	29-10-08	PARKER	2	C12	GROUP 11D
33	PARKING BRK. MOD. ASSY.	2670001-X	32-44-01	CIRCLE SEALCONTROLS	2	C14	GROUP 12A 12D
34	NLG. STG. MET. VLV.	2670005MX	32-30-30	PARKER	2	C14	GROUP 12A 12D
35	L/G DOOR SAFETY MOD. ASSY.	2670112-X	32-30-28	PARKER	2	C14	GROUP 12A 12D
36	BYPASS PRESS. REGULATOR	2670169MX	32-30-26	PARKER	2	C14	GROUP 12A 12D
37	SEQUENCE VLV.DOOR OPERATED	2670288-X	32-30-20	PARKER	2	C14	GROUP 12A 12D
38	SEQUENCE VLV.GEAR OPERTE	2670296-X	32-30-27	PARKER	2	C14	GROUP 12A 12D
39	ANTISKID SHUTTLE VLV MODULE	2-7460 / 2-7461/ 2-7462	32-42-01	GE AVIATION	2	C14	GROUP 12D 27E 27F
40	PARKING BR. RRL. V/V.	274U0009-X	32-44-04	BOIENG	2	C14	GROUP 12A 12D
41	FUSE ASSY.	2-7684-XX	27-32-04	GE AVIATION	2	C8	GROUP 13D



## CAPABILITY LIST

AIESL CAP/01

Part 4

Section 4.2

### ACCESSORY OVERHAUL DIVISION- (HYDRAULIC)

Issue 2

Rev 0

Dec 2020

SR NO	NOMENCLATURE	PART NUMBER	ATA CODE	VENDOR	LEVEL OF MAINT	RATING	REMARKS
42	CHECK V/V CARTRIDGE	2790521-XXX	29-09-14	PARKER	2	C12	GROUP 11D 29E 29F
43	CHECK V/V.	2810039-XXX	29-10-33	PARKER	2	C12	GROUP 11D
44	O/B FLT. SPOILER ACT.	29310-XX/3320550-XX	27-61-01	MOOG	2	C8	GROUP 13A 13D
45	2 POS. GRD. SPOILER ACT.	29340-3 /3320770-XX	27-62-03	MOOG	2	C8	GROUP 13D
46	CHECK V/V	2C9246-X	27-30-01	CRISSAIR	1	C8	GROUP 13A 13D
47	CHECK V/V	2C9342-X	32-20-07	CRISSAIR	1	C14	GROUP 12A 12D
48	CHECK V/V	2C9344-X	32-10-06	CRISSAIR	1	C14	GROUP 12A 12D
49	CHECK V/V	2C9482-X	32-50-01	CRISSAIR	1	C14	GROUP 12A 12D
50	CHECK V/V	2C9710/12	29-11-01	CRISSAIR	1	C12	GROUP 11A 11D
51	RES. DRAIN V/V.	3-111794	29-10-11	PARKER	2	C12	GROUP 11D 29E 29F
52	FLOW CTRL TEE VALVE	315A1802	78-34-03	BOEING	2	C7	GROUP 14D
53	I/B AILERON PCU	3170120-XX	27-11-06	MOOG	2	C8	GROUP 13A 13D
54	O/B AILERON P.C.U.	3170130-XXX	27-11-06	MOOG	2	C8	GROUP 13A 13D
55	IB ELEVATOR PCU	327400-XXX	27-30-09	PARKER	2	C8	GROUP 13D



## CAPABILITY LIST

AIESL CAP/01

Part 4

Section 4.2

ACCESSORY OVERHAUL DIVISION- (HYDRAULIC)

Issue 2

Rev 0

Dec 2020

SR NO	NOMENCLATURE	PART NUMBER	ATA CODE	VENDOR	LEVEL OF MAINT	RATING	REMARKS
56	ANTISKID MODULE (NORMAL/ALT.)	33-065-1/33-067-1	32-42-51	CRANE	2	C14	GROUP 12D
57	I/B FLT. SPOILER PC CYCL	3320500/3320740/29300	27-61-04	MOOG	2	C8	GROUP 13A 13D
58	3 POS. GRD. SPOLER CTRL. CYL.	34620/3320600	27-62-03	MOOG	2	C8	GROUP 13A 13D
59	RES. PR. MOD.	36300-XX	29-30-01	EATON	2	C12	GROUP 11A 11D
60	SYS. PR. MOD.	36370-XX	29-30-03	EATON	2	C12	GROUP 11A 11D
61	L/G SEL. VLV.	36610-XX	32-30-01	EATON	2	C14	GROUP 12A 12D
62	ANTISKID CONTROL V/V	39-617	32-42-53	CRANE	2	C14	GROUP 12D
63	CHECK V/V	3S1028	DRG.	CRISSAIR	2	C12	GROUP 14A 14D
64	STAB. BR. ASSY.	401-09410-XX	27-41-02	LTV	2	C8	GROUP 13A
65	STAB CTRL. BRAKE ASSY.	401-09410-10	27-41-06	MOOG	2	C8	GROUP 13A 13D
66	DOWN LOCK SEQU. VLV.	4333EA	32-10-02	SRGENT	2	C14	GROUP 12A 12D
67	UPLOCK SEQ. VLV.	4334EA-XX	32-10-04	SARGENT	2	C14	GROUP 12A 12D
68	SOL.V/V.	45080-XX	29-09-05	EATON	2	C12	GROUP 29D 29E
69	PR.REL. V/V	4822-X	32-30-04	PNEUDRAULICS	2	C14	GROUP 12A 12D



## CAPABILITY LIST

AIESL CAP/01

Part 4

Section 4.2

### ACCESSORY OVERHAUL DIVISION- (HYDRAULIC)

Issue 2

Rev 0

Dec 2020

SR NO	NOMENCLATURE	PART NUMBER	ATA CODE	VENDOR	LEVEL OF MAINT	RATING	REMARKS
70	AUTO BRK. HYD. SHUTL. VLV.	5057-XX	32-41-16	PNEUDRAULICS	2	C14	GROUP 12A 12D
71	SOL. VLV.	59600-XXX	29-10-02	B ERTEA	2	C12	GROUP 11A 11D
72	ACCU. ASSY.	60892-XX	32-41-04	PARKAR	2	C14	GROUP 12A 12D
73	ACCU ASSY.	60896-XXX	32-41-03	PARKAR	2	C14	GROUP 12D
74	ACCUMULATOR	60944-X	32-41-10	PARKER	2	C14	GROUP 12A 12D
75	ACCUMULATOR	60946-XXX	32-41-11	PARKER	2	C14	GROUP 12A
76	ELE. FEEL SYSTEM COMPUTER	60B00055-14/162-400-101	27-31-08	MOOG	2	C8	GROUP 13D
77	HYD. FUSE	6105/6161/6188	32-42-06	PNEUDRAULICS	2	C14	GROUP 12A 12D
78	VOLUMETRIC HYD. FUSE	6272-X	32-40-05	PNEUDRAULICS	2	C14	GROUP 12D
79	RES. FILL. SEL. VLV.	6510-X	29-18-02	EATON	2	C12	GROUP 11A 11D
80	2 POSITION 3WAY V/V.	65860-X	27-41-01	EATON	2	C8	GROUP 13A 13D
81	B/G RETRACT	65B01502/1552-XXX	32-33-11	BOEING	2	C14	GROUP 12A 12D
82	NLG. STG. CYLINDER	65B01503-XXX	32-51-11	BOEING	2	C14	GROUP 12A 12D
83	B/G TRUCK POS. ACT.	65B01504-XXX	32-13-61	BOEING	2	C14	GROUP 12A 12D



## CAPABILITY LIST

AIESL CAP/01

Part 4

Section 4.2

### ACCESSORY OVERHAUL DIVISION- (HYDRAULIC)

Issue 2

Rev 0

Dec 2020

SR NO	NOMENCLATURE	PART NUMBER	ATA CODE	VENDOR	LEVEL OF MAINT	RATING	REMARKS
84	NLG. UNLOCK ACT.	65B01538/359-XXX	32-30-71	BOEING	2	C14	GROUP 12A 12D
85	W/G TRUCK POST ACT.	65B01539-XXX	32-11-71	BOEING	2	C14	GROUP 12A 12D
86	W/G RET. ACT.	65B01570	32-32-12	BOEING	2	C14	GROUP 12A 12D
87	FUSE ASSY	65B20254-X	747-32-2	BOEING	2	C14	GROUP 14A 14D
88	O/B.RET. FILTER MOD.	65B80213-XXX	29-11-51	BOEING	2	C12	GROUP 11A 11D
89	I/B RETURN MOD. ASSY.	65B80273	29-11-55	BOEING	2	C12	GROUP 11A 11D
90	FEEL ACT. ASSY.	65B811875-X	27-31-11	BOEING	2	C8	GROUP 13A 13D
91	I/B HYD. RESERVOIR ASSY.	65B82314/2508-XXX	29-11-45	BOEING	2	C12	GROUP 11A 11D
92	O/B HYD. RESERVOIR ASSY.	65B82507-XXX	29-11-36	BOEING	2	C12	GROUP 11A 11D
93	NLG ST. ACT.	65B82584/585	32-34-12	BOEING	2	C14	GROUP 12A 12D
94	NLG.ST.ACT	65B82591-X	32-51-12	BOEING	2	C14	GROUP 12A 12D
95	RATIO CHANGER ACT.	65B83287-1	27-62-61	BOEING	2	C8	GROUP 13A 13D
96	NLG.INTERLOCK ASSY.	65B88781-1/69B84226-1	32-36-03	BOEING	2	C14	GROUP 12A
97	RESTRICTOR CK VLV.	67530-X	32-13-02	EATON	2	C14	GROUP 12A 12D



## CAPABILITY LIST

AIESL CAP/01

Part 4

Section 4.2

### ACCESSORY OVERHAUL DIVISION- (HYDRAULIC)

Issue 2

Rev 0

Dec 2020

SR NO	NOMENCLATURE	PART NUMBER	ATA CODE	VENDOR	LEVEL OF MAINT	RATING	REMARKS
98	TE. FLAP CTRL MOD.	68160-XX	27-51-02	EATON	2	C8	GROUP 13A 13D
99	MOTER OP. CART. V/V	68530-X	27-51-08	EATON	2	C8	GROUP 13A 13D
100	RESTRICTOR CK VLV.	68640-X	32-34-01	EATON	2	C14	GROUP 12A 12D
101	DN. LOCK B/G ACT.	69B80358-XX/65B82558-X	32-33-15	BOEING	2	C14	GROUP 12A 12D
102	W/G DN. LOCK ACT.	69B80358-XX	32-30-75	BOEING	2	C14	GROUP 12A 12D
103	PR. OP. S/O. V/V.	71205-X	32-41-03	EATON	2	C14	GROUP 12D
104	HYD. HAND PUMP	71234-X	29-20-65	CRANE	2	C12	GROUP 29D 29E 29F
105	PRESS. RELIEF CARTRIDGE VLV.	71985-X	29-20-36	CRANE	2	C12	GROUP 11A 11D
106	HYD. SHUTTLE VLV.	71998,72926-X	29-20-40	CRANE	2	C12	GROUP 11A 11D
107	RELIEF VLV.	72086-X	29-20-38	CRANE	2	C12	GROUP 11A 11D
108	HYD. RESERVOIR ASSY.	732-11240/ 732-11610-01	29-20-02	SHIMADZU, JAPA	2	C12	GROUP 29D 29F
109	FILTER ASSY.	7551901-X	29-18-06	PTT	2	C12	GROUP 11D29E29F
110	FILTER ELEMENT	7553575 / 7553574 / 7553404	27-11-32	ACPOROUSMEDI	2	C8	GROUP 13A 13D
111	RET. FILTER MOD.	7554270-X	29-11-29	P.T.I	2	C12	GROUP 11A 11D





## CAPABILITY LIST

AIESL CAP/01

Part 4

Section 4.2

### ACCESSORY OVERHAUL DIVISION- (HYDRAULIC)

Issue 2

Rev 0

Dec 2020

SR NO	NOMENCLATURE	PART NUMBER	ATA CODE	VENDOR	LEVEL OF MAINT	RATING	REMARKS
112	CASE DRAIN MOD ASSY.	7576265 / 7576266	29-11-18	P.T.I.	2	C12	GROUP 11A 11D
113	FLOW CTRL. SERVO VLV.	77143-X	32-53-02	PARKER	2	C14	GROUP 12A 12D
114	PRESS CTRL.SERVO VALVE	78046	32-40-02	PARKER	2	C14	GROUP 12C 12D
115	BULK CARGO SNUBBER	800900-X	52-30-01	MARVINENGG	2	C4	GROUP 14A 14D
116	HYD. PRESS. SNUBBER	8195-XX	29-31-01	EATON	2	C12	GROUP 11A 11D
117	RESTR V/V.	9R3258-62	DRG	CRISSAIR	1	C12	GROUP 14A 14D
118	CHECK V/V	9R3324	DRG	CRISSAIR	1	C12	GROUP 14A 14D
119	FILTER ELE	AC8818E-2	27-11-32	A/C PORUS	1	C8	GROUP 13A 13D
120	FILTER ASSY.	AD-B671-BY1	29-10-15	A/C PORUS	2	C12	GROUP 11D
121	SWIVEL JT	AE93905E, G, H, J.	32-32-01	AEOEQUIP	2	C14	GROUP 12A 12D
122	COUPLING	AE94185, N, P.	29-09-11	AROEQUIP	2	C12	GROUP 11A 11D
123	SEL. VLV	AV13J5100- XXX	29-10-05	ITT	2	C12	GROUP 29E
124	FLT. CTRL. SOV.	AV16E1215-4 & AV16E1305	29-00-11	ITT	2	C12	GROUP 11A 11D
125	ROTARY SNUBB.	GA7463	52-49-01	EATON	2	C4	GROUP 14D 30F



## CAPABILITY LIST

AIESL CAP/01

Part 4

Section 4.2

### ACCESSORY OVERHAUL DIVISION- (HYDRAULIC)

Issue 2

Rev 0

Dec 2020

SR NO	NOMENCLATURE	PART NUMBER	ATA CODE	VENDOR	LEVEL OF MAINT	RATING	REMARKS
126	T/R ISOLATION VALVE	HP 1368100-X	78-34-01	TACT AIR	2	C7	GROUP 14D
127	INLINE CK. VLV.	K1248-6-3	29-11-01	ESSEX	2	C12	GROUP 11D
128	MANUAL BLEED VLV.	P59-228	32-32-02	CIRCLE SEAL	2	C14	GROUP 11A 11D
129	FUSE RESETTING.	V-6-4360-X	29-10-01	CIR SEAL CTRLS.	2	C12	GROUP 11D
130	NRV	0121521300-X	BOEING TEST PROCEDURE	ESSEX INDUST.	1	C12	GROUP 29F
131	SWING CHECK V/V	1111-568084	29-10-04	PARKER	2	C12	GROUP 29F
132	VALVE FLOW REGULATOR	1121S1-12-14-0	29-01-01	PARKER	2	C12	GROUP 29E
133	REGULATR	11225-6-1-7	32-42-15	PARKER	2	C14	GROUP 27F
134	PR RELIEF V/V	1651	29-10-03	PNEUDRAULICS	2	C12	GROUP 29F
135	ELEV FEEL SHIFT MODULE	1705800-X	27-31-11	NABTESCO	1	C8	GROUP 28E
136	NRV	1C3510	DRAWING & ATP	CRISS AIR	1	C12	GROUP 29E
137	VALVE	1U1501-X	29-10-01	SMITHS	1	C12	GROUP 29F
138	V/V SYN. CLOCK	1U1508	78-30-06	SMITHS	1	C7	GROUP 30F
139	ACTUTATOR MOTOR	2350-0074	29-22-02	CIRCLE SEALCONTROLS	1	C12	GROUP 29E



## CAPABILITY LIST

AIESL CAP/01

Part 4

Section 4.2

### ACCESSORY OVERHAUL DIVISION- (HYDRAULIC)

Issue 2

Rev 0

Dec 2020

SR NO	NOMENCLATURE	PART NUMBER	ATA CODE	VENDOR	LEVEL OF MAINT	RATING	REMARKS
140	ACTUTATOR MOTOR	2350-0082	29-11-03	CIRCLE SEAL CONTROLS	1	C12	GROUP 29E
141	ELEVATOR TAB CTRL.V/V ASSY.	251A2420-X	27-37-25	BOEING	2	C8	GROUP 28E
142	VALVE	2615	29-11-08	PNEUDRAULICS	2	C12	GROUP 29F
143	ACT. NLGR	273A1101-X	32-33-12	BOEING	1	C14	GROUP 27E
144	ACT. NLGL	273A1201-X	32-33-22	BOEING	1	C14	GROUP 27E
145	NOSE GEAR LOCK VALVE MANIFOLD	273A1401-X	32-33-23	BOEING	2	C14	GROUP 27E
146	ACTUATOR	273A2101-X	32-32-37	BOEING	1	C14	GROUP 27E
147	ACT MLG D	273A2201-X	32-32-52	BOEING	1	C14	GROUP 27E
148	ACT MLG U	273A2501-X	32-32-42	BOEING	1	C14	GROUP 27E
149	DAMPER ASY. MAIN GEAR SHIMMY	273A3610-X	32-30-62	BOEING	2	C14	GROUP 27E
150	ALT BRAKE SEL V/V ASY	274N1051-X	32-41-12	BOEING	2	C14	GROUP 27E 27F
151	FUSE	2-7679-X	27-32-01	SMITHS	2	C8	GROUP 28F
152	FLOW RATE FUSE ASY	2-7680-X	27-32-02	SMITHS	2	C8	GROUP 28E 28F
153	FLOW RATE FUSE ASY	2-7681-X	27-32-03	SMITHS	2	C8	GROUP 28E 28F



## CAPABILITY LIST

AIESL CAP/01

Part 4

Section 4.2

### ACCESSORY OVERHAUL DIVISION- (HYDRAULIC)

Issue 2

Rev 0

Dec 2020

SR NO	NOMENCLATURE	PART NUMBER	ATA CODE	VENDOR	LEVEL OF MAINT	RATING	REMARKS
154	STDBY SYS MODULE PACKAGE ASSY.	276A2001-X	29-23-21	BOEING	2	C12	GROUP 29E
155	AUTO BRAKE SHUTTLE VALVE	2-7462-X	32-42-03	SMITHS	1	C14	GROUP 27E
156	FUSE	2-7884-X	27-21-01	SMITHS	2	C8	GROUP 28F
157	FUSE	2-7865-X	32-42-02	SMITHS	2	C14	GROUP 27F
158	FUSE	2-7897-X	32-32-01	SMITHS	2	C14	GROUP 27F
159	FUSE	2-7898-X	32-32-02	SMITHS	2	C14	GROUP 27F
160	FUSE FLOW	2-8011-X	32-34-02	SMITHS	2	C14	GROUP 27F
161	FUSE ASY QT MEASURING	2-8020-X	32-31-04	SMITHS	2	C14	GROUP 27E 27F
162	ANTISKID VOL. FUSE ASSY	2-8041-X	32-40-18	SMITHS	2	C14	GROUP 27E
163	FUSE AY	2-8194-X	32-32-03	SMITHS	2	C14	GROUP 27F
164	SWIVEL ASSY	293W3130	32-37-04	BOEING	2	C14	GROUP 27F
165	SWIVEL ASSY	293W3180	32-37-05	BOEING	2	C14	GROUP 27F
166	CHECK VALVE	2C9342	32-20-07	CRISS AIR	1	C14	GROUP 27F
167	ONE WAY RESTRICTOR V/V	2R3088-1	29-15-01	CRISS AIR	2	C12	GROUP 29E



## CAPABILITY LIST

AIESL CAP/01

Part 4

Section 4.2

### ACCESSORY OVERHAUL DIVISION- (HYDRAULIC)

Issue 2

Rev 0

Dec 2020

SR NO	NOMENCLATURE	PART NUMBER	ATA CODE	VENDOR	LEVEL OF MAINT	RATING	REMARKS
168	HYD. RELIEF V/V	316565	29-20-18	CRANE	1	C12	GROUP 29E
169	NOSE GEAR PR. VALVE	3870075-XXX	29-10-23	PARKER	2	C12	GROUP 29F
170	PR RELIEF V/V	3890010-XXX	32-40-04	PARKER	2	C14	GROUP 27E 27F
171	SOLENOID O/P S/O V/V	394100-XXX	27-80-04	PARKER	1	C8	GROUP 28E
172	ACCUMULATER	40520-30019	32-41-01	KAYABA	1	C14	GROUP 27F
173	HYD. CNTL V/V ASSY	4163DA	27-80-05	SARGENTCONT.	2	C8	GROUP 28E
174	HYD.SHUTTLE VALVE	5059-4, 5060-5, 5060-6	32-40-06	PNEUDRAULICS	2	C14	GROUP 27E
175	DISCONNECT SELF SEALING	591300-XX	32-40-06	PARKER	2	C14	GROUP 27E 27F
176	FLOW REGULATOR	6147-X	29-20-02	PNEUDRAULICS	2	C12	GROUP 29E
177	FLOW REG. HYD. V/V	6373-X	32-51-01	PNEUDRAULICS	2	C14	GROUP 27E
178	RUDDER ELEV.FEEL ACT. CYL.ASSY.	65-44503-10	27-09-09	BOEING	2	C8	GROUP 28E
179	MODULAR ASY. HYD. SYS.	65-44580	29-13-03	BOEING	2	C12	GROUP 29E
180	TAB .LOCK ACTUATOR	65-44751-X	27-30-01	BOEING	2	C8	GROUP 28E
181	GR SERVICE DISC ASSY	65-44980-XX	29-13-21	BOEING	2	C12	GROUP29E



## CAPABILITY LIST

AIESL CAP/01

Part 4

Section 4.2

### ACCESSORY OVERHAUL DIVISION- (HYDRAULIC)

Issue 2

Rev 0

Dec 2020

SR NO	NOMENCLATURE	PART NUMBER	ATA CODE	VENDOR	LEVEL OF MAINT	RATING	REMARKS
182	AUTO SLAT CNTL V/V ASSY	65C26869-X	27-81-33	BOEING	2	C8	GROUP28E
183	RES.PRESS.S/O. V/V.	66950	29-11-01	EATON	2	C12	GROUP29E
184	L/G HYD.TRANSFER CNTL. ASSY.	69-14106-X	32-40-01	BOEING	2	C14	GROUP 27E
185	SWIVEL ASSY.	69-54784	29-09-21	BOEING	2	C12	GROUP 29E
186	HYD PR FLIUD FILTER	7552355	DRAWING	PTI TECHNOLOG	2	C12	GROUP 29E
187	SIN STG RETURN FILTER ASSY	7583695-XXX	29-10-02	PTI TECHNOLOG	2	C12	GROUP 29E
188	RES. FILL SEL V/V	80810-X	29-18-04	EATON	2	C12	GROUP 29E
189	SHUTTLE V/V	8189	32-42-04	NEUDRAULICS	2	C14	GROUP 27F
190	SIN COIL SOLE. V/V	881600-XXXX	27-09-03	PARKER	1	C8	GROUP 28E
191	VALVE ASSY	99C55620-XXX	32-30-06	SHIMADZU	2	C14	GROUP 27F
192	COUPLING	AE80994M	29-19-01	EATON	2	C12	GROUP 29F
193	2WAY2POS. S/O. V/V.	EM91-79-5	29-22-01	CIRCLE SEALCOTROLS	1	C12	GROUP 29E
194	HYD.PRESSURE TX.	PTX300-8009-X	29-30-01	GE DRUCK	1	C12	GROUP 29E
195	PRESSURE SWITCH	1225P6	29-20-62	ITT AEROSPACE	1	C12	GROUP 29E



## CAPABILITY LIST

AIESL CAP/01

### ACCESSORY OVERHAUL DIVISION- (HYDRAULIC)

Part 4

Section 4.2

Issue 2

Rev 0

Dec 2020

SR NO	NOMENCLATURE	PART NUMBER	ATA CODE	VENDOR	LEVEL OF MAINT	RATING	REMARKS
196	SOLENOID VALVE ASSY.	880800-1001	27-09-06	PARKER	1	C8	GROUP 28F
197	ACCUMULATOR	30210	32-40-01	EFS	1	C14	GROUP 27E
198	ACCUMULATOR	30230	32-40-03	EFS	1	C14	GROUP 27E
199	ACCUMULATOR	30730	32-40-08	EFS	1	C14	GROUP 27E
200	VALVE SELECTOR	1FA01134	32-31-03	TRUIMPH	1	C14	GROUP 27E
201	MOD ASSY.	732-11240	29-20-03	SHIMADZU	2	C12	GROUP 11D
202	LOWER RUDDER PCU	3860060	27-20-12	PARKER	2	C8	GROUP 13D
203	UPPER RUDDER PCU	3860061	27-20-13	PARKER	2	C8	GROUP 13D
204	SHUT OFF V/V	65B05319	32-13-44	BOEING	2	C14	GROUP 12D
205	FUSE	65B20254-5	747-32-216 SB	BOEING	2	C14	GROUP 12D
206	SEL V/V	70599	32-41-02	STERER	2	C14	GROUP 12D
207	ANTISKID SERVO MOD.	2-8051-1	32-42-04	DOWTY	2	C14	GROUP 12D
208	STANDBY SYST.HYD.RESERVOIR	276A3100-7/-10	29-15-01	BOEING	2	C12	GROUP 29E



## CAPABILITY LIST

AIESL CAP/01

ACCESSORY OVERHAUL DIVISION- (HYDRAULIC)

Part 4

Section 4.2

Issue 2

Rev 0

Dec 2020

SR NO	NOMENCLATURE	PART NUMBER	ATA CODE	VENDOR	LEVEL OF MAINT	RATING	REMARKS
152	FLOW RATE FUSE ASY	2-7680-X	27-32-02	SMITHS	2	C8	GROUP 28E 28F
153	FLOW RATE FUSE ASY	2-7681-X	27-32-03	SMITHS	2	C8	GROUP 28E 28F
154	STDBY SYS MODULE PACKAGE ASSY.	276A2001-X	29-23-21	BOEING	2	C12	GROUP 29E
155	AUTO BRAKE SHUTTLE VALVE	2-7462-X	32-42-03	SMITHS	1	C14	GROUP 27E
156	FUSE	2-7884-X	27-21-01	SMITHS	2	C8	GROUP 28F
157	FUSE	2-7865-X	32-42-02	SMITHS	2	C14	GROUP 27F
158	FUSE	2-7897-X	32-32-01	SMITHS	2	C14	GROUP 27F
159	FUSE	2-7898-X	32-32-02	SMITHS	2	C14	GROUP 27F
160	FUSE FLOW	2-8011-X	32-34-02	SMITHS	2	C14	GROUP 27F
161	FUSE ASY QT MEASURING	2-8020-X	32-31-04	SMITHS	2	C14	GROUP 27E 27F
162	ANTISKID VOL. FUSE ASSY	2-8041-X	32-40-18	SMITHS	2	C14	GROUP 27E
163	FUSE AY	2-8194-X	32-32-03	SMITHS	2	C14	GROUP 27F
164	SWIVEL ASSY	293W3130	32-37-04	BOEING	2	C14	GROUP 27F





## CAPABILITY LIST

AIESL CAP/01

Part 4

Section 4.2

### ACCESSORY OVERHAUL DIVISION- (HYDRAULIC)

Issue 2

Rev 0

Dec 2020

SR NO	NOMENCLATURE	PART NUMBER	ATA CODE	VENDOR	LEVEL OF MAINT	RATING	REMARKS
165	SWIVEL ASSY	293W3180	32-37-05	BOEING	2	C14	GROUP 27F
166	CHECK VALVE	2C9342	32-20-07	CRISS AIR	1	C14	GROUP 27F
167	ONE WAY RESTRICTOR V/V	2R3088-1	29-15-01	CRISS AIR	2	C12	GROUP 29E
168	HYD. RELIEF V/V	316565	29-20-18	CRANE	1	C12	GROUP 29E
169	NOSE GEAR PR. VALVE	3870075-XXX	29-10-23	PARKER	2	C12	GROUP 29F
170	PR RELIEF V/V	3890010-XXX	32-40-04	PARKER	2	C14	GROUP 27E 27F
171	SOLENOID O/P S/O V/V	394100-XXX	27-80-04	PARKER	1	C8	GROUP 28E
172	ACCUMULATER	40520-30019	32-41-01	KAYABA	1	C14	GROUP 27F
173	HYD. CNTL V/V ASSY	4163DA	27-80-05	SARGENTCONT.	2	C8	GROUP 28E
174	HYD.SHUTTLE VALVE	5059-4, 5060-5, 5060-6	32-40-06	PNEUDRAULICS	2	C14	GROUP 27E
175	DISCONNECT SELF SEALING	591300-XX	32-40-06	PARKER	2	C14	GROUP 27E 27F
176	FLOW REGULATOR	6147-X	29-20-02	PNEUDRAULICS	2	C12	GROUP 29E
177	FLOW REG. HYD. V/V	6373-X	32-51-01	PNEUDRAULICS	2	C14	GROUP 27E
178	RUDDER ELEV.FEEL ACT. CYL.ASSY.	65-44503-10	27-09-09	BOEING	2	C8	GROUP 28E



## CAPABILITY LIST

AIESL CAP/01

Part 4

Section 4.2

### ACCESSORY OVERHAUL DIVISION- (HYDRAULIC)

Issue 2

Rev 0

Dec 2020

SR NO	NOMENCLATURE	PART NUMBER	ATA CODE	VENDOR	LEVEL OF MAINT	RATING	REMARKS
179	MODULAR ASY. HYD. SYS.	65-44580	29-13-03	BOEING	2	C12	GROUP 29E
180	TAB .LOCK ACTUATOR	65-44751-X	27-30-01	BOEING	2	C8	GROUP 28E
181	GR SERVICE DISC ASSY	65-44980-XX	29-13-21	BOEING	2	C12	GROUP29E
182	AUTO SLAT CNTL V/V ASSY	65C26869-X	27-81-33	BOEING	2	C8	GROUP28E
183	RES.PRESS.S/O. V/V.	66950	29-11-01	EATON	2	C12	GROUP29E
184	L/G HYD.TRANSFER CNTL. ASSY.	69-14106-X	32-40-01	BOEING	2	C14	GROUP 27E
185	SWIVEL ASSY.	69-54784	29-09-21	BOEING	2	C12	GROUP 29E
186	HYD PR FLIUD FILTER	7552355	DRAWING	PTI TECHNOLOG	2	C12	GROUP 29E
187	SIN STG RETURN FILTER ASSY	7583695-XXX	29-10-02	PTI TECHNOLOG	2	C12	GROUP 29E
188	RES. FILL SEL V/V	80810-X	29-18-04	EATON	2	C12	GROUP 29E
189	SHUTTLE V/V	8189	32-42-04	NEUDRAULICS	2	C14	GROUP 27F
190	SIN COIL SOLE. V/V	881600-XXXX	27-09-03	PARKER	1	C8	GROUP 28E
191	VALVE ASSY	99C55620-XXX	32-30-06	SHIMADZU	2	C14	GROUP 27F



## CAPABILITY LIST

AIESL CAP/01

ACCESSORY OVERHAUL DIVISION- (HYDRAULIC)

Part 4

Section 4.2

Issue 2

Rev 0

Dec 2020

SR NO	NOMENCLATURE	PART NUMBER	ATA CODE	VENDOR	LEVEL OF MAINT	RATING	REMARKS
192	COUPLING	AE80994M	29-19-01	EATON	2	C12	GROUP 29F
193	2WAY2POS. S/O. V/V.	EM91-79-5	29-22-01	CIRCLE SEALCOTROLS	1	C12	GROUP 29E
194	HYD.PRESSURE TX.	PTX300-8009-X	29-30-01	GE DRUCK	1	C12	GROUP 29E
195	PRESSURE SWITCH	1225P6	29-20-62	ITT AEROSPACE	1	C12	GROUP 29E
196	SOLENOID VALVE ASSY.	880800-1001	27-09-06	PARKER	1	C8	GROUP 28F
197	ACCUMULATOR	30210	32-40-01	EFS	1	C14	GROUP 27E
198	ACCUMULATOR	30230	32-40-03	EFS	1	C14	GROUP 27E
199	ACCUMULATOR	30730	32-40-08	EFS	1	C14	GROUP 27E
200	VALVE SELECTOR	1FA01134	32-31-03	TRUIMPH	1	C14	GROUP 27E
201	MOD ASSY.	732-11240	29-20-03	SHIMADZU	2	C12	GROUP 11D
202	LOWER RUDDER PCU	3860060	27-20-12	PARKER	2	C8	GROUP 13D
203	UPPER RUDDER PCU	3860061	27-20-13	PARKER	2	C8	GROUP 13D
204	SHUT OFF V/V	65B05319	32-13-44	BOEING	2	C14	GROUP 12D
205	FUSE	65B20254-5	747-32-216 SB	BOEING	2	C14	GROUP 12D
206	SEL V/V	70599	32-41-02	STERER	2	C14	GROUP 12D



## CAPABILITY LIST

AIESL CAP/01

Part 4

Section 4.2

ACCESSORY OVERHAUL DIVISION- (HYDRAULIC)

Issue 2

Rev 0

Dec 2020

SR NO	NOMENCLATURE	PART NUMBER	ATA CODE	VENDOR	LEVEL OF MAINT	RATING	REMARKS
208	STANDBY SYST.HYD.RESERVOIR	276A3100-7/-10	29-15-01	BOEING	2	C12	GROUP 29E
209	HYDRAULIC PUMP	66132-XX	29-11-36	PARKER	1	C12	GROUP 29F
210	PUMP MOTOR PACKAGE	66133-XX	29-11-37	PARKER	1	C12	GROUP 29F
211	FILTER MODULE ASSEMBLY	271T0042-X	29-11-41	BOEING	1	C12	GROUP 29F
212	PRESSURE TRANSDUCER	41SG457-2	29-31-01	EATON	1	C12	GROUP 29F
213	CARTRIDGE VALVE	H61C0552&H61C0552M1	29-10-38	PARKER	2	C12	GROUP 29E
214	MOTOR OPERATED GATE S/O VALVE	EM56-20 & EM56-20-1/-2/-3/-4/-5	29-11-01	CIRCLE SEAL CONTROLS	2	C12	GROUP 29E
215	FLOW LIMITER VALVE	67940-2	29-11-02	VICKERS	2	C12	GROUP 29E
216	CARTRIDGE CHECK VALVE	1C4196	ATP	CRISSAIR	2	C12	GROUP 29E
217	SNUBBER ASSY	2-7892-X	52-36-02	SMITH	2	C4	GROUP 30E
218	CHECK VALVE	975323-1,-2,-3,-4,-5,-6/975335-2/ 975336-2,-3,-4 /975337-3/ 616403-1002/616806-1	29-13-34	CRISSAIR, INC/ PARKER	1	C12	GROUP 29 G
219	LANDING GEAR RETRACT ACTUATOR ASSEMBLY	293W3352-1	32-32-39	BOEING	2	C14	GROUP 27F
220	HYDRAULIC STRUT ASSEMBLY	293W4201-1,-2,-3,-4	32-32-46	BOEING	2	C14	GROUP 27F



## CAPABILITY LIST

AIESL CAP/01

Part 4

Section 4.2


### ACCESSORY OVERHAUL DIVISION- (HYDRAULIC)

Issue 2

Rev 0


Dec 2020

SR NO	NOMENCLATURE	PART NUMBER	ATA CODE	VENDOR	LEVEL OF MAINT	RATING	REMARKS
221	NLG STEERING ACTUATOR ASSEMBLY	275A1101-10, -3, -4,-5,-6,-7,-8,-9	32-51-52	BOEING	2	C14	GROUP 27F
222	HYDRAULIC RATE FUSE ASSEMBLY	W1143-B708-4, -9, -11	29-11-1994	PARKER	2	C12	GROUP 29G
223	HYDRAULIC RATE FUSE	720Z3840-3/W1143-B708-6	78-34-76	GOODRICH	2	C7	GROUP 30G
224	HYDRAULIC RATE FUSE ASSEMBLY	W1143-B708-7	29-11-1993	PARKER	2	C12	GROUP 29G
225	LOCK STAY ACTUATOR	114095001, 114095002, 114095003 ,114095004	32-11-21	SAFRAN LANDING SYSTEM	2	C14	-
226	DAMPER	201419001	32-11-93	SAFRAN LANDING SYSTEM	2	C14	-
227	UNLOCKING ACTUATOR	D23076000-1 , D23076000-2, 23076000-3	32-37-04	SAFRAN LANDING SYSTEM	2	C14	-
228	NLG ACTUATING CYLINDER ASSY	D23071000 , D23071001 , D23071000-1	32-37-07	SAFRAN LANDING SYSTEM	2	C14	-
229	ANTI-SHIMMY VALVE	D23116000	32-57-02	SAFRAN LANDING SYSTEM	2	C14	-


	<b>CAPABILITY LIST</b>		AIESL CAP/01		
	ACCESSORY OVERHAUL DIVISION		Part 4		Section 4.3
			Issue 2	Rev 0	Dec 2020

#### 4.3 ACCESSORY OVERHAUL DIVISION (ELECTRICAL)

SR NO	NOMENCLATURE	PART NUMBER	ATA CODE	VENDOR	LEVEL OF MAINT	RATING	REMARKS
1	TRANSFORMER RECTIFIER	080-20288-01	24-09-11	OECO	3	C5	GROUP 3D
2	STATIC INVERTER	1-111-0102-0714 / 1-002-0102-1000 / 2062 / 2090	24-20-2724-21- 01	AVIONICS INST INC	2	C5	GROUP 3D21EF
3	RAPID WATER HEATER	1010099-15 / 15NS	25-32-10	LERMER	3	C6	GROUP5ABCD
4	IGNITION EXCITER	10-381550-5D, 10-381550-XX	74-10-42	UNISON INDUSTRIES	3	C7	GROUP 21D
5	EXCITER TO IGNITER PLUG LEAD	10-609660 - X	74-21-08	UNISON	3	C7	GROUP 2D
6	IGNITION EXCITER	10-621630-1/50T241, 10-383900-XX	74-11-04 74-11-11	UNISON	3	C7	GROUP 2ABD
7	EXCITER BOX	10-631045-X, 10-383900-XX	74-11-12 74-11-11	UNISON	3	C7	GROUP 2BC
8	SENSOR	1122754A	TEST P.	COLT IND.	1	C1	GROUP 1D
9	TEMP CONTROLLER	1150258-2 SERIES 1	21-61-09	HONEYWELL	2	C1	GROUP 1D
10	HEATER ASSY DUCT TUBE	116388-1	21-44-01	ELEC.FILM MFG CO	1	C1	GROUP 1D


 <small>AIESL AI ENGINEERING SERVICES LIMITED</small>	<b>CAPABILITY LIST</b>				AIESL CAP/01		
	ACCESSORY OVERHAUL DIVISION				Part 4		Section 4.3
					Issue 2	Rev 0	Dec 2020

SR NO	NOMENCLATURE	PART NUMBER	ATA CODE	VENDOR	LEVEL OF MAINT	RATING	REMARKS
11	DOOR LIFT ACTUATOR	130E100-11	52-21-01	EATON	3	C4	GROUP 1AD
12	DOOR LIFT ACTUATOR	130E100-4, 2	52-30-15	EATON	3	C4	GROUP 1AD
13	ROTARY ACTUATOR	1387T100-5, 7, 9	32-30-02	TEL AIR	3	C14	GROUP 1AD
14	WHEEL SPEED TRANSDUCER	140-025-X	32-42-54	CRANE	3	C14	GROUP 1DE
15	ELECTRICAL CABLE	1774J1	38-30-36	ROSEMOUNT	3	C6	GROUP 5DEF
16	PRECHARGE S/O VALVE ASSY.	18-5600-X	38-32-02	SWENEY ENGG CO.	3	C6	GROUP 5D
17	ACTUATOR ASSLY.	191AC1AR193X	25-38-54	GOODRICH	2	C6	GROUP 1AD
18	EEC OIL TEMP. TC PROBE	1A6714, 1A6715	73-21-42	P&W	1	C7	GROUP 2D
19	LIGHTING PROTECTOR	20501-3	24-21-11	PAC. ELECTRO. DYN.	3	C5	GROUP 3AD
20	PUMP W/S WIPER	218363	30-40-01	INTER TECHNICS	3	C18	GROUP 1AD
21	AGCU	21B142-3C	24-24-02	HONEYWELL	3	C5	GROUP 3D
22	WIPER MOTOR CONVERTER	2313M248 -1 -2	30-40-01	ROSEMOUNT	3	C18	GROUP 1D
23	FAULT CURRENT SENSOR	2326-1	28-31-22	CURTIS WRIGHT CONT.	3	C9	GROUP 1D

	<b>CAPABILITY LIST</b>		AIESL CAP/01		
	ACCESSORY OVERHAUL DIVISION		Part 4		Section 4.3
			Issue 2	Rev 0	Dec 2020

SR NO	NOMENCLATURE	PART NUMBER	ATA CODE	VENDOR	LEVEL OF MAINT	RATING	REMARKS
24	LIGHTING CONTROL PANEL	233T4244	33-11-13	BAE	3	C5	GROUP 1D
25	TR. UNIT	2-418-02, 03, 04, 05	24-31-02	ELDEC.	3	C5	GROUP 3AD
26	INCANDESCENT LAMP DIMMER	2-456-02, 04, 2-459-02, 03, 04	33-09-01	ELDEC.	3	C5	GROUP 1AD
27	DRAIN MAST ASSY	24E506700G1	38-31-12	BF GOODRICH	3	C6	GROUP 5AD
28	WATER HEATER	24E507009G0X, 24E507040GXX	38-12-16 38-13-51	BF GOODRICH	3	C6	GROUP 5BCD
29	L / G ACT LEVER CONTROL MOD.	257U0002-XX	32-31-01	BAE SYSTEM	3	C14	GROUP 1D
30	FDAS CONTROLLER MODULE	285T0855 - X	52-51-04	BOEING CO	3	C4	GROUP 1D
31	CARGO FIRE PROTECTOR MOD.	285U0072	26-11-20	BAE SYS	3	C18	GROUP 1D
32	INNERLINE HEATER CONT ASSY	2880 SERIES	38-10-02	COX	2	C6	GROUP 5AD
33	PORTABLE WATER COMPR.	28823-0, 28823-1	38-15-11	SENIOR OPERATIONS	3	C6	GROUP 1D
34	PORTABLE WATER COMPR.	28823-7	38-15-12	SENIOR OPERATIONS	3	C6	GROUP 1DEF



 <small>AIESL AI ENGINEERING SERVICES LIMITED</small>	<b>CAPABILITY LIST</b>				AIESL CAP/01		
	ACCESSORY OVERHAUL DIVISION				Part 4		Section 4.3
					Issue 2	Rev 0	Dec 2020

SR NO	NOMENCLATURE	PART NUMBER	ATA CODE	VENDOR	LEVEL OF MAINT	RATING	REMARKS
35	AC GENERATOR	28B263-13A , 28B263-13B	24-21-04	HONEY WELL	3	C5	GROUP 3AD
36	APU TRU	28VS200Y4B2	24-32-11	CHAMPION AEROSPACE	3	C5	GROUP 3D
37	TRAILING EDGE FLAP CONT. ACT	2B7-201X	27-51-02	MPC	2	C8	GROUP 1D
38	MOTOR OPERATED VALVE	32-2684-004	36-10-04	HONEY WELL	3	C17	GROUP 1AD
39	APU IGNITION EXCITOR	3888058-3, -5	49-41-09	UNISON	3	C7	GROUP 2CE
40	SERIAL IDENTIFICATION UNIT	3900057	49-21-02	P & W	1	C7	GROUP 2D
41	EGT TRIM UNIT	3900058	49-21-02	P & W	1	C7	GROUP 2D
42	COLD JUNCTION THERMOCOUPLE	3900063 / 3900456 / 3912159-01	49-21-02	P & W	1	C7	GROUP 2D
43	LIQUID LEVEL SENSOR	3900064 / 3900423 / 3900473	49-21-02	P & W	1	C7	GROUP 2D
44	N2 SPEED SENSOR	3900065	49-21-02	P & W	1	C7	GROUP 2D
45	IGNITER PLUG	3900273 / 3900274	49-21-02	P & W	1	C7	GROUP 2D
46	AIR PRESSURE SENSOR	3900391	49-21-02	P&W	1	C7	GROUP 2D



## CAPABILITY LIST

AIESL CAP/01

ACCESSORY OVERHAUL DIVISION

Part 4

Section 4.3

Issue 2

Rev 0

Dec 2020

SR NO	NOMENCLATURE	PART NUMBER	ATA CODE	VENDOR	LEVEL OF MAINT	RATING	REMARKS
47	LIQUID LEVEL SENSOR	3900672 / 3911991-02	49-21-02	P & W	1	C7	GROUP 2D
48	THERMOCOUPLE PROBE	3910068-01 / 3911290-01	49-21-02	P & W	1	C7	GROUP 2D
49	IGNITION CABLE ASSY	3910351-01	49-21-02	P & W	3	C7	GROUP 2D
50	N1 SPEED SENSOR	3911033-01, 3911404-01	49-21-02	P & W	1	C7	GROUP 2D
51	THERMOCOUPLE PLUG	3911385-01	49-21-02	P & W	1	C7	GROUP 2D
52	THERMOCOUPLE PROBE	3912158-01	49-21-02	P & W	1	C7	GROUP 2D
53	TR UNIT	3S2060DW105B1A	24-30-02	GE.	3	C5	GROUP 3AD
54	SHUT OFF VALVE	400300 - XX	38-30-01	ADAMS RITE	3	C6	GROUP 5AD
55	LAVATORY / GALLEY VENT FAN	4100149 SERIES	21-20-01	SUNDSTRAND	3	C1	GROUP 1D
56	PRESSURE TRANSDUCER	41SG265-X	36-20-01	EATON	1	C17	GROUP 1DE
57	MOTOR ACT S/O VALVE	420365-1	21-58-03	MEGGIT	3	C1	GROUP 1D
58	B S C U	42 - 747 - X	32-42-94	CRANE HYDRO AIRE	2	C14	GROUP 1D



## CAPABILITY LIST

AIESL CAP/01

ACCESSORY OVERHAUL DIVISION

Part 4


Section 4.3

Issue 2


Rev 0

Dec 2020


SR NO	NOMENCLATURE	PART NUMBER	ATA CODE	VENDOR	LEVEL OF MAINT	RATING	REMARKS
59	P B SWITCH INDICATOR ASSY	433-673-XXXX-XX	33-10-20	KORRY	1	C5	GROUP 1D
60	ANN. LIGHT ASSY	434-674-XXX-XXX	33-10-01	KORRY	1	C5	GROUP 1D
61	THRASH COMPACTOR ASSY	500125 MODEL 3210-LCD SERIES	25-30-10	MONOGRAM	2	C6	GROUP 5D
62	THERMOCOUPLE PROBE	50A447, 50U391, 51A254, 51T402,	73-21-47	HARCO	1	C7	GROUP 2D
63	EEC SPEED TRANSDUCER (N1)	50A449, 50A647, 51A019, 020	73-21-50	P&W	1	C7	GROUP 2D
64	EEC PROGRAMMING PLUG	50A450, 51DXXX,52DXXX,54DXXX SERIES	73-21-56	P&W	1	C7	GROUP 2D
65	EGT (T4.95) THERMOCOUPLE PROBE	50A451,50P029, 50P066	77-21-05	P&W	1	C7	GROUP 2D
66	EEC THERMOCOUPLE PROBE (TT3)	50J344/ HAD18952	73-21-57	HARCO	1	C7	GROUP 2D
67	EGT THERMOCOUPLE BOX & CABLE	50P090 / HAD18919, 50P228,HAD20458	77-21-04	HARCO	1	C7	GROUP 2D
68	N1 TRANSDUCER	51A016	73-21-51	P&W	2	C7	GROUP 2D
69	EEC SPEED TRANSDUCER (N1)	51A019, 022, 50A680, 50A775	73-21-50	P&W	1	C7	GROUP 2D

	<b>CAPABILITY LIST</b>				AIESL CAP/01		
	ACCESSORY OVERHAUL DIVISION				Part 4		Section 4.3
					Issue 2	Rev 0	Dec 2020


SR NO	NOMENCLATURE	PART NUMBER	ATA CODE	VENDOR	LEVEL OF MAINT	RATING	REMARKS
70	CONTROL UNIT PROG. PLUG	51A068 ( 53T732 TO 53T734 )	73-21-37	P&W	1	C7	GROUP 2D
71	EEC PROGRAMMING PLUG	51D415, 51D458	73-21-56	PRATT & WHITTNEY	3	C7	GROUP 2D
72	OIL TEMP. THERMOCOUPLE PROBE	51T254, 51T402, 53T386, 53T903, 50A447,	73-21-47	UNITED TECH. P&W	1	C7	GROUP 2D
73	MULTIPLEXER DATA ENTRY PLUG	52A638, 52T510	77-32-11	P&W	1	C7	GROUP 2D
74	PROBE	53T424	77-24-03	HARCO LABORATORIES	1	C7	GROUP 2D
75	O/B AIELRON LOKOUT ACT.	5500300-17	27-10-02	TEIJIN SEIKI	3	C8	GROUP 1D
76	RUDDER PEDAL STEERING LINEAR ACTUATOR	5500400-1,-1 MOD A,-3, -5, -7, -9, -901	32-51-02	TEIJIN SEIKI	3	C14	GROUP 1D
77	TEMP. BULB	56B84	TDS	LEWIS ENGG.		C6	GROUP 1AD
78	EMERGENCY EGRESS LIGHTING PWR SUPPLY	5822-40	33-51-24	LUMINESCENT SYS.	2	C5	GROUP 1D
79	RR ACTUATOR	6013K0001-01	27-21-07	EATON	3	C8	GROUP 1D
80	WASTE SYS VACUUM BLOWER	606802-2	38-32-02	HONEYWELL	3	C6	GROUP 1DE

	<b>CAPABILITY LIST</b>				AIESL CAP/01		
	ACCESSORY OVERHAUL DIVISION				Part 4		Section 4.3
					Issue 2	Rev 0	Dec 2020


SR NO	NOMENCLATURE	PART NUMBER	ATA CODE	VENDOR	LEVEL OF MAINT	RATING	REMARKS
81	CABIN AIR RECIRCULATION FAN	645405-1	21-20-18	HONEYWELL	3	C1	GROUP 1E
82	RUDDER TRIM ACT	658D100-1, -3, -5, -7, -9	27-21-08	EATON	3	C8	GROUP 1D
83	MICRO SW. ASSY	65B82640	76-11-55	BOEING CO.	3	C7	GROUP 1AD
84	MOTOR OPERATED V/V	67-2951-001	36-10-02	HONEYWELL	3	C17	GROUP 1AD
85	MOTOR OPERATED S/O VALVE	67-2985-001 TO -003	24-09-03	HONEYWELL	3	C5	GROUP 1AD
86	AUTO SKID SPEED BRAKE ACT.	684D100-XX	27-62-01	EATON	3	C8	GROUP 1D
87	LIGHTING PROTECTOR	69B48251 - 1	24-09-02	BAE SYS	3	C5	GROUP 3AD
88	TR UNIT	6RS992F5 / F6	24-30-03	L3 COMMUNICATION	3	C5	GROUP 3AD
89	LT. & PWR. SUP. ASSY	701284/85/86, & 701325, 701509/10.	33-40-11	BF GOODRICH	3	C5	GROUP 1AD
90	FIRE O/H DETECTOR	7101 SERIES	26-10-65	MEGGIT SAF.	3	C18	GROUP 2D
91	W1,W1A, W2 & W3 ELEC. CABLE.	7138M95G01, 7138M96 G01, 7157M57 G01	73-23-71	GE	2	C7	GROUP 2D
92	LATCH ACT.	723D100-9	52-21-03	MEGGIT	2	C4	GROUP 1AD

	<b>CAPABILITY LIST</b>				AIESL CAP/01		
	ACCESSORY OVERHAUL DIVISION				Part 4		Section 4.3
					Issue 2	Rev 0	Dec 2020

SR NO	NOMENCLATURE	PART NUMBER	ATA CODE	VENDOR	LEVEL OF MAINT	RATING	REMARKS
93	O/F VALVE ACTUATOR	724282-1, -2	21-31-04	HAMILTON SUNSTRAND	3	C1	GROUP 1AD
94	CABIN TEMP. SELECTOR	724905-2, 3	21-61-02	HAMILTON SUNSTRAND	2	C1	GROUP 1AD
95	LAT TRIM ACTUATOR	732-16810-03	27-10-02	SHIMADZU	3	C8	GROUP 1D
96	SPEED BRAKE ACT.	732-16830-01, -02	27-62-02	SHIMADZU	3	C8	GROUP 1A,D
97	APU INLET DOOR ACT.	732-16870-01, -02	49-15-03	SHIMADZU	3	C7	GROUP 1AD
98	AIR COOLING FAN	732591E	21-58-02	SUNSTRAND	3	C1	GROUP 1D
99	PUMP & MOTOR ASSY (IDG)	733756 / 7	24-14-03	SUNDSTRAND	3	C5	GROUP 4CD
100	IDG	739515, 745329C	24-11-76	SUNDSTRAND	3	C5	GROUP 4D
101	GPCU	740147A	24-41-02	SUNDSTRAND	3	C5	GROUP 3C
102	GENERATOR CONTROL UNIT	740206 / 735226F / 740120B	24-23-04	SUNDSTRAND	3	C5	GROUP 3C
103	RAM AIR ACTUATOR	742868 -X	21-62-03	HAMILTON STD.	3	C1	GROUP 1AD
104	GCU	746011J / K / L	24-23-09	HAMILTON SUNSTRAND	2	C5	GROUP 3D

	<b>CAPABILITY LIST</b>				AIESL CAP/01		
	ACCESSORY OVERHAUL DIVISION				Part 4		Section 4.3
					Issue 2	Rev 0	Dec 2020

SR NO	NOMENCLATURE	PART NUMBER	ATA CODE	VENDOR	LEVEL OF MAINT	RATING	REMARKS
105	BCU	746013G / H / J	24-41-05	HAMILTON SUNSTRAND	2	C5	GROUP 3D
106	POWER DRIVE ASSY	747-5100-1-0, -2-0,-3-0,-4-0, 747-5100-5-0, -6-0	25-55-50	GOODRICH	3	C6	GROUP 1AD
107	LINEAR ACTUATOR	747-5700-1-0, 2-0,3-0,4-0,5-0	25-55-48	GOODRICH	3	C6	GROUP 1AD
108	LIQUID COOLED MOTOR PUMP	7501 -X	29-20-16	SUNDSTRAND	3	C12	GROUP 1D
109	CHIME	75101-4	33-23-02	ASTRONICS	3	C5	GROUP 1AD
110	IGNITION PLUG	771346, 487238, 709521, 709525, AA134S1	74-22-01	P&W	1	C7	GROUP 2AD
111	FLUSH VALVE ASSY	7800000-005,-013, 7800028-006	38-31-01	MONOGRAM	2	C6	GROUP 5D
112	TOILET FLUSH VALVE	7800000-010	38-31-01	MONOGRAM	3	C6	GROUP 5D
113	RINSE WATER VALVE ASSY	7800001-008	38-31-04	EVAC	2	C6	GROUP 5D
114	FLUSH CONTROL UNIT	7800052 , 7800058	38-31-05	EVAC	2	C6	GROUP 5D
115	FLUSH CONTROL UNIT	7800084-001 / 002	38-31-10	EVAC.	3	C6	GROUP 5D

	<b>CAPABILITY LIST</b>		AIESL CAP/01		
	ACCESSORY OVERHAUL DIVISION		Part 4		Section 4.3
			Issue 2	Rev 0	Dec 2020

SR NO	NOMENCLATURE	PART NUMBER	ATA CODE	VENDOR	LEVEL OF MAINT	RATING	REMARKS
116	VACUUM TOILET ASSY	7900061, A, B, C, D 7900062A, B, C, D	38-30-14	EVAC	2	C6	GROUP 5D
117	VACUUM TOILET ASSY	7900101 / 7900102	38-30-20	EVAC	2	C6	GROUP 5D
118	CABIN PR. SELECTOR PANEL	796883-2-3-4	21-31-21	HAMILTON	3	C1	GROUP 1D
119	FIRE & O/H DETECTION SYSTEM	801DRH, 8191, 8241, 7350	26-10-62	WHITTAKAR	3	C18	GROUP 2D
120	OVEN	8201- 61 -XXXX,8201-XX-XXX	25-36-33	SELL	3	C6	GROUP 5AD
121	OVEN	8201-51-XXXX, -61-0000, 8201-XX-XXXX	25-36-22	SELL	3	C6	GROUP 5AD
122	MODEL 8001 SLEEPER SEAT	844268-403A, 844364-401 TO- 404, 844365-401, 403	25-23-49	WEBER	2	C6	GROUP 1D
123	P S E U	8 - 569 - X	32-09-08	ELDEC	2	C14	GROUP 1D
124	PROXIMITY SENSOR	8-716-01 / 8-348- 01, -02	32-09-11	CRANE ELDEC CORP.	1	C14	GROUP 1D
125	WATER HEATER	8921340G1	38-10-02	BF GOODRICH	3	C6	GROUP 5AD
126	EMERGENCY PWR. PACK	9008-3, -4, -5	33-51-16	IDD AEROSPACE	3	C5	GROUP 1AD





## CAPABILITY LIST

AIESL CAP/01

ACCESSORY OVERHAUL DIVISION

Part 4


Section 4.3

Issue 2


Rev 0

Dec 2020


SR NO	NOMENCLATURE	PART NUMBER	ATA CODE	VENDOR	LEVEL OF MAINT	RATING	REMARKS
127	CARGO CONTROL JOYSTICK	90-20501	25-53-12	WEST COAST	3	C6	GROUP 1D
128	CIRCUIT BREAKER	942D023-4, -6	24-20-66	HAMILTON SUNSTRAND	3	C5	GROUP 3AD
129	EXTERNAL POWER CONTACTOR	942D055-1, -2	24-20-69	WESTING HOUSE	3	C5	GROUP 3AD
130	AIR FLOW SENSOR	948692-X	21-30-54	HONEYWELL	2	C1	GROUP 1D
131	SIGNAL CONDITIONER	948904-1-2	21-53-06	HONEYWELL	2	C1	GROUP 1D
132	TRUCK STEERING COMPUTER	965-0118-002	32-53-01	HONEYWELL	3	C14	GROUP 1AD
133	BATTERY HEAT MONITOR	965-3035-001	24-30-03	HONEYWELL	2	C5	GROUP 3AD
134	LEVER LOCK	A420-060283-XX, -062895-01, -063432-XX	24-09-04	GUARDIAN ELECT.	2	C5	GROUP1AE
135	FIRE EXTING. CARTRIDGE	A805300-XX	26-25-05	LUMINESCENT SYS.	1	C18	GROUP 1AC
136	AUTO BRAKE SELECTOR S/W	AC30-003-3,-4	32-42-01	MASON JANCO	1	C14	GROUP 1D
137	VERTICAL ACTUATOR	AD8650501	25-10-48	ARTUS	3	C6	GROUP 1D
138	VERTICAL ACTUATOR	AD8650601	25-10-49	ARTUS	3	C6	GROUP 1D

	<b>CAPABILITY LIST</b>		AIESL CAP/01		
	ACCESSORY OVERHAUL DIVISION		Part 4		Section 4.3
			Issue 2	Rev 0	Dec 2020


SR NO	NOMENCLATURE	PART NUMBER	ATA CODE	VENDOR	LEVEL OF MAINT	RATING	REMARKS
139	ALL TYES OF LIGHTS & PANELS LIGHTS	ALL PART NUMBERS	33-00-00	GRIMES,GE OR ANY OTHER	3	-	GROUP1ABCD
140	ALL TYES OF SWITCHES & RELAYS.	ALL PART NUMBERS	-	KORRY,EEC OR ANY OTHER	3	-	GROUP1ABCD
141	ALL TYPES OF THERMAL SENSOR /SWITCHES/PRESSURE SENSORS	ALL PART NUMBERS	-	ALLIED SIGNAL,GE OR ANY OTHER	3	-	GROUP1ABCD
142	ALL TYPES OF TRANSFORMERS, SOLENOIDS & POTENTIOMETERS.	ALL PART NUMBERS	-	GE,BENDIX,ECE,ELECTROCUBE OR ANY OTHER	3	-	GROUP1ABCD
143	ALL TYPES OF HEATING PADS & BALLAST.	ALL PART NUMBERS	-	AUXILAC,AVTECH OR ANY OTHER	3	-	GROUP1ABCD
144	ALL TYPES OF FIRE WIRES	ALL PART NUMBERS	26-00-00	GRAVINER OR ANY OTHER	3	-	GROUP2ABCD
145	ALL TYPES OF SMOKE DETECTORS	ALL PART NUMBERS	26-00-00	AUTRONIC OR ANY OTHER	3	-	GROUP1ABCD
146	ALL TYPES OF ELECTRICAL LOOMS/HARNES	ALL PART NUMBERS	-	MHB OR ANY OTHERS	3	-	GROUP2ABCD
147	ALL TYPES OF MODULES	ALL PART NUMBERS	-	BOEING CO.	3	-	GROUP1ABCD

	<b>CAPABILITY LIST</b>				AIESL CAP/01		
	ACCESSORY OVERHAUL DIVISION				Part 4		Section 4.3
					Issue 2	Rev 0	Dec 2020


SR NO	NOMENCLATURE	PART NUMBER	ATA CODE	VENDOR	LEVEL OF MAINT	RATING	REMARKS
148	ALL TYPES OF CARTRIGES	ALL PART NUMBERS	-	PACIFIC SCIENTIFIC	1	-	GROUP1ABCD
149	3PDT SIDESTABLE CONTACTOR	B - 233R	24-41-05	HARTMAN	3	C5	GROUP 3D
150	3PST MAG. LATCH CONTACTOR	B-484	24-09-30	HARTMAN	3	C5	GROUP 3D
151	NICKEL CADMIUM BATTERY	BA06-01 / S282T002-1	24-31-05	SAFT	3	C5	GROUP 3D
152	POWER SUPPLY UNIT	BPS7 – X,2013-1,-1A	25-65-02	RADIANT POWER CORP.	3	C6	GROUP 1D
153	COAXIAL CONTROL SHAKER	C-07202-03	27-30-04	SAFE FLIGHT IND CO.	3	C8	GROUP 1AD
154	STICK SHAKER	C-07202-2	27-30-03	SAFE FLIGHT	3	C3	GROUP 1E
155	APU STARTER MOTOR	C5116 SERIES	49-40-01	GOODRICH	3	C7	GROUP 2D
156	3PDT CONTACTOR	D-18F	24-09-19	HARTMAN	3	C5	GROUP 3D
157	ROTORY ACTUATOR	D2063-9 / -11	52-30-17	EATON	3	C4	GROUP 1D
158	ACTUATOR	D2070-1	52-30-03	VICKERS	3	C4	GROUP 1AD

	<b>CAPABILITY LIST</b>				AIESL CAP/01		
	ACCESSORY OVERHAUL DIVISION				Part 4		Section 4.3
					Issue 2	Rev 0	Dec 2020


SR NO	NOMENCLATURE	PART NUMBER	ATA CODE	VENDOR	LEVEL OF MAINT	RATING	REMARKS
159	ROTARY ELECTROMECH ACT.	D2070-2 / -9	52-30-09	EATON	3	C4	GROUP 1AD
160	ENGINE FIRE S/O SWITCH	D455-01-001,-02-001,-03-001,-04-001,-05-001	26-21-07	PAGE	3	C18	GROUP 1D
161	ENGINE FIRE S/O SWITCH	D455-20-001, 21-001, 22-001,23-001,24-001,25-002	26-21-06	PAGE	2	C18	GROUP 1D
162	APU DOOR ACTUATOR	DL2033M4-1,-2 & -3	49-15-05	NASH CONT.	3	C7	GROUP 1AD
163	VOLTAGE SENSOR	E 308AH	24-09-18	HARTMAN	2	C5	GROUP 3D
164	IMMERSION THERMOCOUPLE	HAC19460	77-24-03	HARCO	2	C7	GROUP 2D
165	ADAPTER	HAC19586	75-24-27	HARCO	1	C7	GROUP 2D
166	TEMP. BULB	HAC19822	73-21-47	HARCO	1	C7	GROUP 2D
167	EEC OIL TEMP. PROBE	HAD18286 /19075 / 19248	73-21-59	HARCO LABORATORIES	1	C7	GROUP 2D
168	EGT PROBE	HAD18540	77-21-05	P & W	1	C7	GROUP 2D
169	RAPID WATER HEATER	L13471-10M	25-27-67	DRIESSEN	3	C6	GROUP 5ACD
170	ACTUATOR	MA11A1194	24-09-04	ITT. AEROSPACE	3	C5	GROUP 1AD

	<b>CAPABILITY LIST</b>		AIESL CAP/01		
	ACCESSORY OVERHAUL DIVISION		Part 4		Section 4.3
			Issue 2	Rev 0	Dec 2020


SR NO	NOMENCLATURE	PART NUMBER	ATA CODE	VENDOR	LEVEL OF MAINT	RATING	REMARKS
171	CELL ASSY	P2-07-0001-101 / -201	25-60-02	DME CORP.	1	C6	GROUP 1DE
172	ROTARY PUMP	RG 24320C, RR24320C	30-40-01	LEAR SINGER	3	C18	GROUP 1AD
173	RUDDER TRIM ACT	S251T320-1,-2,-3,4 / 658D100 -X	27-21-08	EEMCO	3	C8	G GROUP 1D
174	BLOWER ASSY	UM56-12-3 TO -12-8B	25-35-95	SELL	3	C6	GROUP5ACD
175	WINDOW HEAT CONTROL UNIT	2915-4 / -5	30-41-02	COX & COMPANY INC	2	C18	GROUP 1D
176	APU CONTROLLER	800485-X-XXX	49-60-01	HAMILTON SUNDSTRAND	2	C7	GROUP 2D
177	DUAL LOOP SENSING ELEMENT	04-100000-702, 709	26-14-35	FENWAL	1	C18	GROUP23F
178	NLG ILLUM LIGHT AY	041000-1	33-40-14	BF GOORICH	3	C5	GROUP21F
179	PUSH BUTTON SWITCH	09-530-XXXX	31 12 01	KORRY	3	C13	GROUP23F
180	FLT DECK DOME LT	10-0359-9	33-10-20	HONEYWELL	3	C5	GROUP21F
181	FLT DECK DOME LT	10-1113-1	33-10-73	GRIMES	3	C5	GROUP21F
182	PAX READ LT	10-1527-3/-4	33-20-66	GRIMES	3	C5	GROUP21F

	<b>CAPABILITY LIST</b>		AIESL CAP/01		
	ACCESSORY OVERHAUL DIVISION		Part 4		Section 4.3
			Issue 2	Rev 0	Dec 2020

SR NO	NOMENCLATURE	PART NUMBER	ATA CODE	VENDOR	LEVEL OF MAINT	RATING	REMARKS
183	PAX READ LT	10-1671-3G	33-20-74	HONEYWELL	3	C5	GROUP21F
184	OUT TANK WIRE HARNES	1403KLM01	28-47-70	SMITHS	1	C9	GROUP19F
185	OUT TANK WIRE HARNES	1408KLM01	28-47-70	SMITHS	1	C9	GROUP19F
186	OUT TANK WIRE HARNES	1413KLM01	28-47-70	SMITHS	1	C9	GROUP19F
187	OUT TANK WIRE HARNES	1416KLM01	28-47-70	SMITHS	1	C9	GROUP19F
188	OUT TANK WIRE HARNES	1419KLM01	28-47-70	SMITHS	1	C9	GROUP19F
189	OUT TANK WIRE HARNES	1422KLM01	28-47-70	SMITHS	1	C9	GROUP19F
190	CARGO LT	15-0705-5, -7	33-30-15	HONEYWELL	3	C5	GROUP21F
191	CARGO FLOOD LT	15-0712-X	33-30-17	HONEYWELL	3	C5	GROUP21F
192	MAP READ LT	15-0714-X	33-30-14	HONEYWELL	3	C5	GROUP21F
193	A/C DOOR LOCK WARNG LT ASSY	15-0728-1	33-30-18	GRIMES	3	C5	GROUP 21F
194	SERVICE COMPT LT ASSY.	15-0777-5	33-30-13	GRIMES	3	C5	GROUP21F


 <small>AIESL AI ENGINEERING SERVICES LIMITED</small>	<b>CAPABILITY LIST</b>				AIESL CAP/01		
	ACCESSORY OVERHAUL DIVISION				Part 4		Section 4.3
					Issue 2	Rev 0	Dec 2020

SR NO	NOMENCLATURE	PART NUMBER	ATA CODE	VENDOR	LEVEL OF MAINT	RATING	REMARKS
195	CARGO LIGHT ASSY.	30-2303-11/13/15/17	33-30-16	HONEYWELL	3	C5	GROUP21F
196	WING FLOOD LIGHT ASSY.	30-2304-5/6	33-41-80	HONEYWELL	3	C5	GROUP21F
197	EMER. ESCP LIGHT ASSY.	30-2341-11 TO -22	33-51-49	GRIMES	3	C5	GROUP21F
198	EMER. OVER WING ESCP LT ASSY.	30-2529-1 TO -6	33-51-53	GRIMES	3	C5	GROUP21F
199	COCKPIT LIGHT ASSY	34265-X	33-10-23	GRIMES	3	C5	GROUP21E
200	IGN. LEAD	3888283-2	49-41-15	CHAMPION	3	C7	GROUP2F
201	LOGO LT ASSY	4321554	33-45-71	ECE RUNGIS	3	C5	GROUP21F
202	LOGO LT ASSY	4321561	33-45-71	ECE RUNGIS	3	C5	GROUP21F
203	LOGO LT ASSY	4321577	33-45-71	ECE RUNGIS	3	C5	GROUP21F
204	LOGO LT ASSY	4321584	33-45-71	ECE RUNGIS	3	C5	GROUP21F
205	FIRE DETECTOR	473485	26-11-62	WALTER KIDDE	3	C18	GROUP23F
206	FIRE DETECTOR	473560	26-11-62	WALTER KIDDE	3	C18	GROUP23F


 <small>AIESL AI ENGINEERING SERVICES LIMITED</small>	<b>CAPABILITY LIST</b>				AIESL CAP/01		
	ACCESSORY OVERHAUL DIVISION				Part 4		Section 4.3
					Issue 2	Rev 0	Dec 2020

SR NO	NOMENCLATURE	PART NUMBER	ATA CODE	VENDOR	LEVEL OF MAINT	RATING	REMARKS
207	FIRE DETECTOR	473582	26-11-60	WALTER KIDDE	3	C18	GROUP23F
208	FIRE DETECTOR	473726	26-11-62	WALTER KIDDE	3	C18	GROUP23F
209	FIRE DETECTOR	474188-1	26 11 60	KIDDE AEROSPACE	3	C18	GROUP23F
210	FIRE DETECTOR	474189-1	26-11-60	WALTER KIDDE	3	C18	GROUP23F
211	FIRE DETECTOR	474190-1	26-11-60	WALTER KIDDE	3	C18	GROUP23F
212	REFLECTOR ASSY & GALLEY LT	479W1304-8/-9	33-27-01	THE BOEING CO.	3	C5	GROUP21F
213	REFLECTOR ASSY AND DIRECT CEILING LT	479W1404-4/-5/-7	33-22-05	THE BOEING CO.	3	C5	GROUP21F
214	POWER CABLE ASSY	60-4796-15/17/21/23	33-44-22	GRIMES	3	C5	GROUP21F
215	ELECTRICAL PWR CABLE ASSY	60-5189-3/-4	33-50-81	HONEYWELL	3	C5	GROUP21F
216	LED FLOOD LIGHT	81000-44007	33-20-01	KOITO	3	C5	GROUP21F
217	EXIT SIGN ASSY	82000-36101	33-24-02	KOITO	3	C5	GROUP21F
218	MASTER CALL LIGHT	82000-38401	33-28-01	KOITO	3	C5	GROUP21F




 <small>AIESL AI ENGINEERING SERVICES LIMITED</small>	<b>CAPABILITY LIST</b>				AIESL CAP/01		
	ACCESSORY OVERHAUL DIVISION				Part 4		Section 4.3
					Issue 2	Rev 0	Dec 2020


SR NO	NOMENCLATURE	PART NUMBER	ATA CODE	VENDOR	LEVEL OF MAINT	RATING	REMARKS
219	NO SMOKING / FASTEN SEAT BELT SIGN HSG	82000-62501	33-24-08	KOITO	3	C5	GROUP 21F
220	SEALED LEAD ACID BATTERY	BA27-01	24-01-01	ENER SYS.	3	C5	GROUP 21F
221	ENG FUEL CONT SW	D738-01-001	76-20-01	PAGE	3	C7	GROUP22F
222	AUTO-TRANSFORMER	FT-XXXX	24-50-01	ELECTROCUBE	3	C5	GROUP21F
223	FLASHLIGHT	P2-07-0001-101/-214	25-60-02	DMECORPORATION	3	C6	GROUP20F
224	AIRCRAFT BATTERY	024147-000	24-31-07	SAFT AMERICA INC.	3	C5	GROUP21E
225	TRU UNIT	080-20705-01	24-32-01	OECO	3	C5	GROUP21E
226	PASSENGER READING LIGHT	10-1581-XX	30-20-65	HONEYWELL	3	C18	GROUP23E
227	COCKPIT CHART LIGHT	15-0726-X	33-30-19	HONEYWELL	3	C5	GROUP21E
228	MODULE CAPT LIGHTING	233A2227-1	33-11-41	BOEING	3	C5	GROUP21E
229	MODULE DISP LIGHTING	233A2228-1	33-11-42	BAE SYSTEM	3	C5	GROUP21E
230	MODULE FLOOD LITE CTRL	233A2229-3	33-11-40	BAE SYSTEM	3	C5	GROUP21E

 <small>AIESL AI ENGINEERING SERVICES LIMITED</small>	<b>CAPABILITY LIST</b>		AIESL CAP/01		
	ACCESSORY OVERHAUL DIVISION		Part 4		Section 4.3
			Issue 2	Rev 0	Dec 2020


SR NO	NOMENCLATURE	PART NUMBER	ATA CODE	VENDOR	LEVEL OF MAINT	RATING	REMARKS
231	MAP/CHART LT CTRL MODULE	233A7201-3	33-17-01	BAE SYSTEM	3	C5	GROUP21E
232	REAR POS. NAVIGATION LIGHT	30-2481-3, -5	33-42-06	HONEYWELL	3	C5	GROUP21E

 <small>AIESL AI ENGINEERING SERVICES LIMITED</small>	<b>CAPABILITY LIST</b>				AIESL CAP/01		
	ACCESSORY OVERHAUL DIVISION				Part 4		Section 4.3
					Issue 2	Rev 0	Dec 2020


SR NO	NOMENCLATURE	PART NUMBER	ATA CODE	VENDOR	LEVEL OF MAINT	RATING	REMARKS
233	POSITION LIGHT ASSY	31-9289-X	33-43-21	HONEYWELL	3	C5	GROUP21E
234	IGNITION CABLE ASSY.	3876132-1 THRU-15	49-41-19	CHAMPION	3	C7	GROUP22E
235	OIL LEVEL SENSOR	3876298-3	49-91-60	HONEYWELL	1	C7	GROUP22E
236	IGNITION EXCITER	3888058-7	49-41-01	CHAMPION	3	C7	GROUP22E
237	ENGINE WIRING HARNESS	3888448	49-11-03	GRIFFITH ENT.	3	C7	GROUP22E
238	ENGINE WIRING HARNESS	3888448-1, -2	49-11-03	HONEYWELL	3	C7	GROUP22E
239	ENGINE WIRING HARNESS	3888449	49-11-01	GRIFFITH ENT.	3	C7	GROUP22E
240	ENGINE WIRING HARNESS	3888449-1	49-11-01	GRIFFITH ENT.	3	C7	GROUP22E
241	TAXI LIGHT ASSY	50-0199-XX ,50-0128-XX	33-41-72	GRIMES	3	C5	GROUP21E
242	THERMAL SWITCH	572756-1	21-52-24	ALLIED SIGNAL	1	C1	GROUP19E
243	THERMAL SWITCH	572757-1	21-52-20	ALLIED SIGNAL	1	C1	GROUP19E
244	GRAY WATER DRAIN MAST ASSY	5E2675-1 TO -15	38-10-12	GOODRICH	3	C6	GROUP20E
245	SENSOR ZONE TEMP	624018-1	21-61-01	HONEYWELL	1	C1	GROUP19E

	<b>CAPABILITY LIST</b>		AIESL CAP/01		
	ACCESSORY OVERHAUL DIVISION		Part 4		Section 4.3
			Issue 2	Rev 0	Dec 2020


SR NO	NOMENCLATURE	PART NUMBER	ATA CODE	VENDOR	LEVEL OF MAINT	RATING	REMARKS
246	OVERHEAT ZONE DUCT SWITCH	641121-1	21-51-46	HONEYWELL	1	C1	GROUP19E
247	BLOWER-VACUUM WASTE	645172-1 / 2	38-32-06	HONEYWELL	3	C6	GROUP20E
248	INDICATOR LIGHT ASSY	65-0294-XX	33-10-03	HONEYWELL	3	C5	GROUP21E
249	INDICATOR LIGHT DIMMING MODULE	69-55179-78	33-18-02	BAE SYSTEM	3	C5	GROUP21E
250	LIGHT FLOOR PROXIMITY	81000-33701 TO 33707, 81000-33801 TO 33807, 81000-33901 TO 33907	33-51-02	KIOTO MFG CO LTD	3	C5	GROUP21E
251	LOGO LIGHT ASSY	81000-37601, -37602	33-45-04	KIOTO MFG CO LTD	3	C5	GROUP21E
252	WING ILLUMINATION LIGHT ASSY	81000-37703, -37704	33-41-02	KIOTO MFG CO LTD	3	C5	GROUP21E
253	EXTERIOR EMERGENCY LIGHT	81000-37801, -37802, -37901, 81000-38201 TO -38204, 81000-41601, -41602	33-51-04	KIOTO MFG CO LTD	3	C5	GROUP21F
254	LIGHT EMERGENCY	81000-38301	33-51-04	KIOTO	3	C5	GROUP21F
255	SIGN ASSY	82000-36101	33-24-02	KIOTO	3	C5	GROUP21E

 <small>AIESL AI ENGINEERING SERVICES LIMITED</small>	<b>CAPABILITY LIST</b>		AIESL CAP/01		
	ACCESSORY OVERHAUL DIVISION		Part 4		Section 4.3
			Issue 2	Rev 0	Dec 2020

SR NO	NOMENCLATURE	PART NUMBER	ATA CODE	VENDOR	LEVEL OF MAINT	RATING	REMARKS
256	EXIT SIGN HOUSING	82000-37201 TO -37203, 82000-37301, -37302	33-24-02	KIOTO MFG CO LTD	3	C5	GROUP21E
257	LAV. OCCUPIED SIGN	82000-49001, 2, 3	33-24-04	KIOTO MFG CO LTD	3	C5	GROUP21E
258	ELECTRIC EXIT SIGN	82000-XXXXX	33-24-03	KIOTO MFG CO LTD	3	C5	GROUP21E
259	FIRE WIRE DETECTOR	902013-01	26-10-85	MEGGIT	3	C18	GROUP23E
260	FIRE WIRE DETECTOR	902014-01	26-10-85	MEGGIT	3	C18	GROUP23E
261	FIRE WIRE DETECTOR	902016-01	26-10-87	MEGGIT	3	C18	GROUP23E
262	FIRE WIRE DETECTOR	902018-01	26-10-87	MEGGIT	3	C18	GROUP23E
263	FIRE WIRE DETECTOR	902020-01	26-10-85	MEGGIT	3	C18	GROUP23E
264	FIRE WIRE DETECTOR	902862	26-10-87	MEGGIT	3	C18	GROUP23E
265	FIRE WIRE DETECTOR	902864	26-10-87	MEGGIT	3	C18	GROUP23E
266	LIGHT	10-0015-5	33-40-40	GRIMES	3	C5	GROUP21E
267	HSG AY	10-1037-3	33-30-41	GRIMES	3	C5	GROUP21E

 <small>AIESL AI ENGINEERING SERVICES LIMITED</small>	<b>CAPABILITY LIST</b>				AIESL CAP/01		
	ACCESSORY OVERHAUL DIVISION				Part 4		Section 4.3
					Issue 2	Rev 0	Dec 2020

SR NO	NOMENCLATURE	PART NUMBER	ATA CODE	VENDOR	LEVEL OF MAINT	RATING	REMARKS
268	HOUSING	10-1042-8	33-21-46	GRIMES	3	C5	GROUP21E
269	LIGHT ASSY	10-1113-3	33-10-73	GRIMES	3	C5	GROUP21E
270	LIGHT ASSY	15-0026-3	33-10-21	GRIMES	3	C5	GROUP21E
271	LIGHT ASSY	15-0103-5	33-30-33	GRIMES	3	C5	GROUP21E
272	LIGHT ASSY	15-0129	33-30-06	HONEYWELL	3	C5	GROUP21E
273	SENSOR-N2 SPEED	320-549-XXX-X	77-11-15	CFM INTERNATIONAL	1	C7	GROUP22E
274	HARNESS-MW0303	325-015-001-0	71-51-01	CFM INTERNATIONAL	3	C7	GROUP22E
275	BOX-DMS	325-016-801-0	79-21-53	CFM INTERNATIONAL	1	C7	GROUP22E
276	ENGINE HARNESS	325-025-201-0	73-24-04	CFM INTERNATIONAL	3	C7	GROUP22E
277	HARNESS-J7	325-025-702-0	73-24-03	CFM INTERNATIONAL	3	C7	GROUP22E
278	HARNESS-J8	325-025-803-0	73-24-03	CFM INTERNATIONAL	3	C7	GROUP22E
279	HARNESS-MW0313	325-026-801-0	71-51-01	CFM INTERNATIONAL	3	C7	GROUP22E

 <small>AIESL AI ENGINEERING SERVICES LIMITED</small>	<b>CAPABILITY LIST</b>				AIESL CAP/01		
	ACCESSORY OVERHAUL DIVISION				Part 4		Section 4.3
					Issue 2	Rev 0	Dec 2020

SR NO	NOMENCLATURE	PART NUMBER	ATA CODE	VENDOR	LEVEL OF MAINT	RATING	REMARKS
280	HARNESS-MW0302	325-026-902-0	71-51-01	CFM INTERNATIONAL	3	C7	GROUP22E
281	HARNESS-MW0315	325-027-303-0	26-11-01	CFM INTERNATIONAL	3	C18	GROUP23E
282	HARNESS-MW0316	325-027-403-0	26-11-01	CFM INTERNATIONAL	3	C18	GROUP23E
283	HARNESS-MW0325	325-027-506-0	26-11-02	CFM INTERNATIONAL	3	C18	GROUP23E
284	HARNESS-MW0326	325-027-606-0	26-11-02	CFM INTERNATIONAL	3	C18	GROUP23E
285	HARNESS-MW0311	325-029-905-0	71-51-02	CFM INTERNATIONAL	3	C7	GROUP22E
286	HARNESS-J5	325-034-902-0	73-24-03	CFM INTERNATIONAL	3	C7	GROUP22E
287	HARNESS-J6	325-035-003-0	73-24-03	CFM INTERNATIONAL	3	C7	GROUP22E
288	HARNESS-MW0304	325-035-201-0	71-51-01	CFM INTERNATIONAL	3	C7	GROUP22E
289	HARNESS-MW0301	325-035-502-0	71-51-01	CFM INTERNATIONAL	3	C7	GROUP22E
290	HARNESS	325-043-400-0	73-24-04	CFM INTERNATIONAL	3	C7	GROUP22E
291	HARNESS-J9	325-043-401-0	73-24-04	CFM INTERNATIONAL	3	C7	GROUP22E



## CAPABILITY LIST

AIESL CAP/01

ACCESSORY OVERHAUL DIVISION

Part 4

Section 4.3

Issue 2

Rev 0

Dec 2020

SR NO	NOMENCLATURE	PART NUMBER	ATA CODE	VENDOR	LEVEL OF MAINT	RATING	REMARKS
292	HARNES	325-043-500-0	73-24-04	CFM INTERNATIONAL	3	C7	GROUP22E
293	LIGHT ASSY	34265-8	33-10-23	HONEYWELL	3	C5	GROUP21E
294	PLUG IDENTIFICATION	390-660-001-0	73-24-06	CFM INTERNATIONAL	3	C7	GROUP22E
295	DETECTOR,DMS	41F1304	79-21-54	CFM INTERNATIONAL	1	C7	GROUP22E
296	SENSOR	41SG265-1	36-20-01	EATON	1	C17	GROUP19E
297	SENSOR-VIB BRG 1	6237M117A	77-31-33	ENDEVCO	1	C7	GROUP22E
298	SENSOR,VIB-FFCC	6237M118A	77-31-48	ENDEVCO	1	C7	GROUP22E
299	DIMMING RELAY MODULE ASSY	65C33409-3	33-18-01	BAE SYSTEMS	3	C5	GROUP21E
300	RUDDER TRIM MODULE ASSY	69-73703-13	27-21-66	BAE SYSTEM	3	C8	GROUP19E
301	LIGHT	81000-17502	33-11-01	KOITO	3	C5	GROUP21E
302	SENSOR-TEMP COMP. DISCH	8TC19AAN1	77-23-12	AMETEK AEROSPACE	1	C7	GROUP22E
303	IGNITER PLUG	CH31900	74-21-37	CHAMPION	1	C7	GROUP22E
304	PROBE-T12	RP235-00	73-21-37	AUXITROL	1	C7	GROUP22E





## CAPABILITY LIST

AIESL CAP/01

ACCESSORY OVERHAUL DIVISION

Part 4


Section 4.3

Issue 2


Rev 0

Dec 2020


SR NO	NOMENCLATURE	PART NUMBER	ATA CODE	VENDOR	LEVEL OF MAINT	RATING	REMARKS
305	PROBE-PT25	RP236-00	73-21-38	AUXITROL	1	C7	GROUP22E
306	PROBE T5	TC292-01	77-22-15	AUXITROL	1	C7	GROUP22E
307	PACK TEMP CONTROLLER	796880-X-00X	21-62-11	HAMILTON STD.	2	C1	GROUP 1D
308	LIGHT ASSEMBLY	040000-1/2	33-40-13	GOODRICH	3	C5	GROUP 21F
309	FAUCET	0FX0000A01G01/G03	38-11-01	JAMCO	3	C6	GROUP 20F
310	PR.SENSOR	11389-2	21-27-01	HAMILTON	3	C1	GROUP 19F
311	TEMP. SELECTOR	1150010-1	21-61-08	HONEYWELL	1	C1	GROUP19F
312	IN TANK WIRE HARNESS	1425KLM01	28-47-61	GE	3	C9	GROUP 19F
313	VAC TOILET ASSY	15800-029-X, 15800-022-X	38-33-20	MONOGRAM SYSTEM	3	C6	GROUP 20E,F
314	COMPACTR	3210005WB119	25-30-17	MONOGRAM SYSTEM	3	C6	GROUP 20F
315	ESPRESSO MAKER	3510-0056-03	25-33-03	B/E AEROSPACE	3	C6	GROUP 20F
316	MAKER	3510-0066-01	25-33-02	B/E AEROSPACE	3	C6	GROUP 20F

	<b>CAPABILITY LIST</b>		AIESL CAP/01		
	ACCESSORY OVERHAUL DIVISION		Part 4		Section 4.3
			Issue 2	Rev 0	Dec 2020


SR NO	NOMENCLATURE	PART NUMBER	ATA CODE	VENDOR	LEVEL OF MAINT	RATING	REMARKS
317	ENGINE OIL LEVEL SENSOR	3876211-2	49-93-05	ROSEMOUNT	3	C7	GROUP 22F
318	TRU	4-273-03	24-32-01	CRANE ELDEC	3	C5	GROUP 21F
319	RELAY	40-617-1381/1322	24-09-78	SMITHS	1	C5	GROUP 21F
320	MIX FLOW FAN	4100941	21-26-01	HAMILTON	3	C1	GROUP 19F
321	DRAIN MAST	417T2093-10	38-31-01	BOEING	3	C6	GROUP 20F
322	LED STRIP LIGHT	4303-11-4001002	33-25-21	DLE	3	C5	GROUP 21F
323	LED STRIP LIGHT	4303-11-4501003	33-25-21	DLE	3	C5	GROUP 21F
324	LED STRIP LIGHT	4303-11-5501004	33-25-21	DLE	3	C5	GROUP 21F
325	LED STRIP LIGHT	4303-12-5501004	33-25-21	DLE	3	C5	GROUP 21F
326	CARTRIDGE	446384-1	26-21-34	WALTER KIDDE	1	C18	GROUP 23F
327	REFLECTOR	479W1404-8	33-22-05	BOEING	3	C5	GROUP 21F
328	CABIN AIR CIRCULATING FAN	645405-2	21-20-18	HONEYWELL	3	C1	GROUP 19F
329	THERMO COUPLE TEMP	8TC34ABW1	77-21-40	AMETEK	1	C7	GROUP 22F

	<b>CAPABILITY LIST</b>		AIESL CAP/01		
	ACCESSORY OVERHAUL DIVISION		Part 4		Section 4.3
			Issue 2	Rev 0	Dec 2020


SR NO	NOMENCLATURE	PART NUMBER	ATA CODE	VENDOR	LEVEL OF MAINT	RATING	REMARKS
330	T3 SENSOR	8TC58AAH1/H2/G2	77-23-13	AMETEK	1	C7	GROUP 22F
331	OVEN	A286-11	25-38-18	JAMCO	2	C6	GROUP 20F
332	AUTO BRAKE SELECTOR S/W ASSY	AC30-0028	32-42-02	JAMCO CORP	3	C14	GROUP 23F
333	OVEN	AS0201-21/32	25-38-22	JAMCO	3	C6	GROUP 20E,F
334	DETECTOR	PU90-471WR1/R2	26-10-05	JAMCO	3	C18	GROUP 23F
335	BOILER	WB3002A2B015	25-31-02	IPECO	3	C6	GROUP 20F
336	STATIC INVERTER	1-002-0102-2087	24-20-23	AVIONICS INST CORP	3	C5	GROUP 21E
337	TOTAL TEMP SENSOR	102LA2AG	34-10-58	ROSE MOUNT	1	C3	GROUP 21E
338	RAM AIR CTRL TEMP SENSOR	1150002-1	21-53-01	HONEYWELL	1	C1	GROUP 19E
339	PACK TEMP SENSOR	1150250-1	21-52-02	HONEYWELL	1	C1	GROUP 19E
340	MODULE	233A2224-3	73-31-01	BAE SYSTEM	3	C7	GROUP 22E
341	MAP/CHART LIGHT CTRL PANEL	233A7202-3	33-13-03	BOEING	3	C5	GROUP 21E

	<b>CAPABILITY LIST</b>		AIESL CAP/01		
	ACCESSORY OVERHAUL DIVISION		Part 4		Section 4.3
			Issue 2	Rev 0	Dec 2020


SR NO	NOMENCLATURE	PART NUMBER	ATA CODE	VENDOR	LEVEL OF MAINT	RATING	REMARKS
342	FUEL TEST MODULE	233A7206-2	28-22-01	BAE SYSTEM	3	C9	GROUP 19E
343	LIGHT ASSY	4042-10	33-21-14	DIEHL	3	C5	GROUP 21E
344	COFFEE MAKER	4510-44UG00	25-33-21	B/E AEROSPACE	3	C6	GROUP 20E,F
345	DUCT AIR TEMP SENSOR	622878-1/-2	21-65-02	HONEYWELL	1	C1	GROUP 19E
346	PACK DISCH OVERHEAT SWITCH	641172-1	21-52-08	GARRETT	1	C1	GROUP 19E
347	MODULE	69-37320-104	30-12-05	BAE SYSTEM	3	C18	GROUP 23E
348	GROUND PROX. WARNING MODULE	69-37369-300	31-36-76	BAE SYSTEM	3	C13	GROUP 23E
349	FLOOD/PANEL LIGHT MODULE	69-76435-5	33-11-07	BAE SYSTEM	3	C5	GROUP 21E
350	WATER BOILER	72184012B	25-33-40	BE AEROSPACE	3	C6	GROUP 20E
351	ACTUATOR	933D100-1	52-21-04	MEGGIT	3	C4	GROUP 20F
352	ACTUATOR	MA20A1001-1	28-25-17	ITT INDUSTRIES	3	C9	GROUP 19E,F
353	ACTUATOR	MA20A2027	28-20-21	ITT INDUSTRIES	3	C9	GROUP 19E,F

	<b>CAPABILITY LIST</b>		AIESL CAP/01		
	ACCESSORY OVERHAUL DIVISION		Part 4		Section 4.3
			Issue 2	Rev 0	Dec 2020


SR NO	NOMENCLATURE	PART NUMBER	ATA CODE	VENDOR	LEVEL OF MAINT	RATING	REMARKS
354	ACTUATOR	MA30A1001-1	28-20-21	ITT INDUSTRIES	3	C9	GROUP 19E,F
355	WIRE HARNESS IN TANK	0802KLM03	28-47-61	GE	1	C9	GROUP19F
356	WIRE HARNESS IN TANK	0812KLM02	28-47-61	GE	1	C9	GROUP19F
357	WIRE HARNESS IN TANK	0813KLM02	28-47-61	GE	1	C9	GROUP19F
358	ENG INLET TOTAL TEMP SENR	1325M60P09	73-21-97	ROSEMOUNT	1	C7	GROUP22F
359	FUEL/OIL TEMP SENSOR	0132ABK	24-09-01	ROSEMOUNT	1	C5	GROUP21F
360	SENSOR N2 SPEED	320-802-401-0/402-0/403-	77-11-18	SNECMA	1	C7	GROUP22F
361	RATING PLUG	390-800-001	73-24-08	SNECMA	3	C7	GROUP22F
362	HARNESS RIGHT EGT	8EH35AAG1	77-21-64	AMETEK	3	C7	GROUP22F
363	HARNESS LEFT EGT	8EH35AAH1	77-21-64	AMETEK	3	C7	GROUP22F
364	FUEL MANIFOLD PR. SENSOR	APT151250-950A	73-21-74	KULITE	1	C7	GROUP22F
365	SENSOR OIL PRESSURE	APT7B1500-7BARD	79-32-11	KULITE	1	C7	GROUP22F

	<b>CAPABILITY LIST</b>		AIESL CAP/01		
	ACCESSORY OVERHAUL DIVISION		Part 4		Section 4.3
			Issue 2	Rev 0	Dec 2020

SR NO	NOMENCLATURE	PART NUMBER	ATA CODE	VENDOR	LEVEL OF MAINT	RATING	REMARKS
366	FUEL FILTER DELTA PR. SENSOR	APT8A1500-120D	73-21-09	KULITE	1	C7	GROUP22F
367	SMOKE DETECTOR	PU90-471WR3/WS	26-10-05	JAMCO	3	C18	GROUP23F
368	IGNITION CABLE ASSY	53331-1	49-41-15	CHAMPION	3	C7	GROUP22F
369	EMERGENCY LIGHT ASSEMBLY	0105924-001 / 003 / 005	DRAWING	LUMINATOR	2	C5	GGROUP 19F
370	HORN	01-0770666-00 OR 10-62239-2	PROC. SHEET	WHELEN	1	C18	GROUP19E
371	HOUSING(LAV INTERIOR LIGHT)	10-1575-1 TO -4	33-27-05	HONEYWELL	3	C5	GROUP 21F
372	DIMMER CONTROL UNIT	1024-4, -4A, -4B, -4C	33-11-14	ASTRONICS	3	C5	GROUP 21EF
373	LINEAR ACTUATOR	132VJ2RL17/17A/17B	25-25-05	GOODRICH	3	C6	GROUP 20F
374	SERVICE COMPARTMENT LIGHT	15-0883-1	33-31-02	HONEYWELL	3	C5	GROUP 21F
375	VACCUM TOILET ASSY	15800-019-X / 15800-012-X	38-33-12	MONOGRAM SYSTEMS	3	C6	GROUP 20F
376	PROXIMITY SWITCH SENSOR	1-899-29	24-09-08	CRANE HYDROAIR	1	C5	GROUP21E


 <small>AIESL AI ENGINEERING SERVICES LIMITED</small>	<b>CAPABILITY LIST</b>		AIESL CAP/01		
	ACCESSORY OVERHAUL DIVISION		Part 4		Section 4.3
			Issue 2	Rev 0	Dec 2020

SR NO	NOMENCLATURE	PART NUMBER	ATA CODE	VENDOR	LEVEL OF MAINT	RATING	REMARKS
377	WIPER MOTOR	2313M34X-X	30-40-14	ROSEMOUNT	3	C18	GROUP23E
378	PASSENGER SIGN MODULE	233W3207-XX	33-24-11	BAE SYSTEM	3	C5	GROUP 21F
379	BLEED AIR PR. MODULE	233W3214-X	36-11-11	BOEING	3	C17	GROUP 19F
380	SINGLE CAVITY FIRST CLASS OVEN	2610-0001-01, -02	25-31-73	A/C PRODUCTS CO.	3	C6	GROUP 20F
381	SINGLE CAVITY COACH OVEN	2710-0001-01, -02	25-31-71	A/C PRODUCTS CO.	3	C6	GROUP 20F
382	LIGHT AY	30-0909-XXX	33-40-38	HONEYWELL	3	C5	GROUP21F
383	ANTICOLLISION LIGHT	30-2335-X	33-44-24	HONEYWELL	3	C5	GROUP 21F
384	TAIL POSITION LIGHT	30-2407-1	33-41-78	HONEYWELL	3	C5	GROUP 21F
385	LIGHT ASSEMBLY	30-2505-3	33-42-03	HONEYWELL	3	C5	GROUP 21E
386	LIGHT ASSEMBLY	30-2506-3	33-42-04	HONEYWELL	3	C5	GROUP21E

	<b>CAPABILITY LIST</b>		AIESL CAP/01		
	ACCESSORY OVERHAUL DIVISION		Part 4		Section 4.3
			Issue 2	Rev 0	Dec 2020

SR NO	NOMENCLATURE	PART NUMBER	ATA CODE	VENDOR	LEVEL OF MAINT	RATING	REMARKS
387	AUTOTRANSFORMER	310-19618-02	DRAWING	OECO	1	C6	GROUP 21F
388	AUTOTRANSFORMER	310-19664-01	DRAWING	OECO	1	C6	GROUP 21F
389	COFFEE MAKER	3510-0044-XX	25-30-48	B/E AEROSPACE	3	C6	GROUP 20E
390	PRESSURE SENSOR	3876226-1	49-26-85	HONEYWELL	1	C7	GROUP 22E
391	OIL SUMP HEATER	3876145-1	49-26-85	HONEYWELL	1	C7	GROUP 22E
392	INLET PRESSURE SENSOR	3876225-1/-2	49-26-85	HONEYWELL	1	C7	GROUP 22E
393	IMMERSION THERMOCOUPLE	3876271-1	49-26-85	HONEYWELL	1	C7	GROUP22E
394	CEILING LIGHT	4041-XX	33-21-14	DIEHL	3	C5	GROUP21E
395	COFFEE MAKER	411-0001-XXX	25-34-34	B/E AEROSPACE	3	C6	GROUP20E
396	WATER WASTE DRAIN MAST ASSEMBLY	417A2093-X	38-31-04	BOEING	3	C6	GROUP20E



	<b>CAPABILITY LIST</b>		AIESL CAP/01		
	ACCESSORY OVERHAUL DIVISION		Part 4		Section 4.3
			Issue 2	Rev 0	Dec 2020

SR NO	NOMENCLATURE	PART NUMBER	ATA CODE	VENDOR	LEVEL OF MAINT	RATING	REMARKS
397	WASTE WATER DRAIN MAST	417T2093-X / 478W1610-X / 417N2117-X	38-31-01	BOEING	3	C6	GROUP 20F
398	CENTER PSU READING LIGHTS / NSFSB PANEL ASSY	418W1020-XXXX	25-23-52	BOEING	3	C6	GROUP 20F
399	OUTBOARD PSU READING LIGHT PANEL ASSEMBLY	418W1025-XXXX	25-23-54	BOEING	3	C6	GROUP 20F
400	CARTRIDGE	446616	26-21-34	WALTER KIDDE AEROSPACE	1	C18	GROUP 23E
401	FIRE DETECTORS	473482	26-11-59	WALTER KIDDE AEROSPACE	3	C18	GROUP 22F
402	FIRE DETECTORS	473760	26-11-59	WALTER KIDDE AEROSPACE	3	C18	GROUP 23F
403	FIRE DETECTORS	473761	26-11-59	WALTER KIDDE AEROSPACE	3	C18	GROUP 23F
404	REFLECTOR ASSY & GALLEY LT	479W1304-8/-9	33-27-01	THE BOEING CO	3	C5	GROUP 21F
405	RAM AIR ACTUATOR	541674-X	21-20-36	HONEYWELL	3	C1	GROUP19E
406	STROBE LIGHT POWER SUPPLY	60-4791-3	33-44-23	HONEYWELL	3	C5	GROUP 21F



## CAPABILITY LIST

AIESL CAP/01

ACCESSORY OVERHAUL DIVISION

Part 4


Section 4.3

Issue 2


Rev 0

Dec 2020


SR NO	NOMENCLATURE	PART NUMBER	ATA CODE	VENDOR	LEVEL OF MAINT	RATING	REMARKS
407	STROBE LIGHT POWER SUPPLY	60-4983-3	33-44-27	HONEYWELL	3	C5	GROUP 21EF
408	CABLE ASSY	60-5206-1	33-43-21	HONEYWELL	3	C5	GROUP 21E
409	MOTOR DRIVEN FAN	606707-1	21-25-02	HONEYWELL	3	C1	GROUP 19F
410	OXYGEN SYSTEM MODULE ASSY	69-37322-15	31-11-39	BAE SYSTEM	3	C13	GROUP 23E
411	AIRSTAIR DOOR LATCH LINEAR ACTUATOR	734-16100-XX	52-61-01	SHIMADZU	3	C4	GROUP 20E
412	NO SMOKING/FASTEN SEAT BELT SIGN HOUSING	82000-35701	33-24-01	KOITO	3	C5	GROUP 21F
413	TRANSDUCER ASSY	83-108-01	32-49-04	CRANE ELDEC	1	C14	GROUP 23F
414	BUN WARMER	8922-11-0000-10	25-37-25	SELL	3	C6	GROUP 20F
415	BATTERY CHARGER	8-930-03/MODA	24-31-06	ELDEC	3	C5	GROUP 21E
416	IGNITION LEAD	9043110-XX	74-21-15	UNISON	1(ELECTRICAL TEST ONLY)	C7	GROUP 22E

	<b>CAPABILITY LIST</b>				AIESL CAP/01		
	ACCESSORY OVERHAUL DIVISION				Part 4		Section 4.3
					Issue 2	Rev 0	Dec 2020


SR NO	NOMENCLATURE	PART NUMBER	ATA CODE	VENDOR	LEVEL OF MAINT	RATING	REMARKS
417	FLIGHT LOCK ACTUATOR	904800-01	52-10-01	MEGGIT	3	C4	GROUP 20F
418	ACTUATOR	924D100-1	27-62-03	EATON	3	C8	GROUP 19F
419	L/G LEVER LOCK SOLENOID	A420-062894-01	24-09-04	GUARDIAN ELECTRIC	3	C5	GROUP 21E
420	EMERGENCY POWER SUPPLY	D717-01-001 D717-02-001	24-35-01	PAGE	3	C5	GROUP 21EF
421	EMERGENCY POWER SUPPLY	D717-01-100	24-35-01	PAGE	3	C5	GROUP 21EF
422	BREAKER	ELM1087-1	24-09-58	HARTMAN	3	C5	GROUP 21F
423	BREAKER	ELM817-1 TO ELM825-1	24-09-58	HARTMAN	3	C5	GROUP 21F
424	CONTACTOR	ELM826-2	24-09-55	HARTMAN	3	C5	GROUP 21F
425	CONTACTOR	ELM829-2	24-09-54	HARTMAN	3	C5	GROUP 21F
426	HOT JUG	JD034005	25-30-372	DRIESSEN	3	C6	GROUP 20E

	<b>CAPABILITY LIST</b>				AIESL CAP/01		
	ACCESSORY OVERHAUL DIVISION				Part 4		Section 4.3
					Issue 2	Rev 0	Dec 2020


SR NO	NOMENCLATURE	PART NUMBER	ATA CODE	VENDOR	LEVEL OF MAINT	RATING	REMARKS
427	AIR TEMP SENSOR	MS28034-1/-3	49-26-85	HONEYWELL	1	C7	GROUP 22E
428	ACTUATOR ASSY	PS5-21530-XX	25-23-40	P.L. PORTER	3	C6	GROUP 20F
429	ACTUATOR ASSY	PS5-22530-XX	25-23-41	CRANE AEROSPACE	3	C6	GROUP 20F
430	CPC	21933-01AC	21-33-21	NORD MICRO	2	C1	GROUP 19F
431	ACE	488550-09-01/10-01/02	27-02-01	BAE SYSTEM	1	C8	GROUP 19F
432	WINDO HEAT CONTROL UNIT	785897-1/2/3	30-41-17	INTERTECHNI	2	C18	GROUP 23F
433	DISPLAY SELECTOR UNIT (DSP)	824392-1-002/003, 814392-XXX – XXX, 7123-19973-XXX	21-33-71	HAMILTON	2	C1	GROUP 19F
434	AVMSCU	8KE143GXXX	77-31-01	AMETEK	1	C7	GROUP 22E
435	B737-800 APU CONTROLLER	2118966-221-222	49-61-62	HONEYWELL	1	C7	GROUP 22E
436	PSEU (PROXIMITY SENSOR ELECTRONICS UNIT)	285A1600-2/3/4/5	32-61-20	BAE	1	C14	GROUP 23F

	<b>CAPABILITY LIST</b>		AIESL CAP/01		
	ACCESSORY OVERHAUL DIVISION		Part 4		Section 4.3
			Issue 2	Rev 0	Dec 2020


SR NO	NOMENCLATURE	PART NUMBER	ATA CODE	VENDOR	LEVEL OF MAINT	RATING	REMARKS
437	P5-13 (ELECTRICAL METER, BATT & GALLEY POWER PANEL)	285A1840-1/2/3/4/7/8	24-00-06	BAE	2	C5	GROUP 21F
438	P5-13 (ANALOG INTERFACE) SRU	285A1844-1/2/3/4/7	24-00-07	BAE	1	C5	GROUP 21F
439	P5-13 (PROCESSOR INTERFACE) SRU	285A1848-2/3/4	24-00-08	BAE	1	C5	GROUP 21F
440	MDTM (MASTER DIM, TEST MODULE)	285W0186-1	33-16-07	BAE	2	C5	GROUP 21F
441	MBC (MASTER BRIGHTNESS CONTROLLER)	285W0192-1,-3	33-16-09	BAE	1	C5	GROUP 21F
442	B737 PACK AND ZONE TEMPERAURE CONTROLLER	622814-5	21-61-07	HONEYWELL	2	C1	GROUP 19E
443	B777 BPCU	756585E	24-23-12	HAMILTON SUND.	2	C5	GROUP 21F
444	B777 GCU	756603E	24-23-11	HAMILTON SUND..	2	C5	GROUP 21F
445	B737 GCU	762185H	24-23-16	HAMILTON SUND.	2	C5	GROUP 21E
446	B737 BPCU	762187F	24-23-17	HAMILTON SUND.	2	C5	GROUP 21E

	<b>CAPABILITY LIST</b>		AIESL CAP/01		
	ACCESSORY OVERHAUL DIVISION		Part 4		Section 4.3
			Issue 2	Rev 0	Dec 2020

SR NO	NOMENCLATURE	PART NUMBER	ATA CODE	VENDOR	LEVEL OF MAINT	RATING	REMARKS
447	WATER BOILER	11050-X/-XX	25-30-02	COMPOSITE SPECIALITIES LTD	3	C6	GROUP 20F
448	WATER BOILER	11225-1/-5	25-30-03	COMPOSITE SPECIALITIES LTD	3	C6	GROUP 20F
449	WATER BOILER	11225-3/-31	25-30-02	COMPOSITE SPECIALITIES LTD	3	C6	GROUP 20F
450	CARGO FLOOD LIGHT	15-0712-XX	33-30-17	HONEYWELL	3	C5	GROUP 21F
451	THERMOCOUPLE PROBE	1696M81PX	77-21-52	WESTON AEROSPACE	1	C7	GROUP 22E
452	EGT HARNESS	22868-001	77-21-08	HARCO LAB	1	C7	GROUP22E
453	HYD/RAM AIR MODULE	233W3201-X/-XX	29-21-06	BOEING	3	C12	GROUP 23F
454	FUEL JETISON MODULE	233W3203-X	28-22-11	BAE SYSTEMS	3	C9	GROUP 19F
455	FLIGHT DECK DOOR MODULE	233W6209-1	52-51-05	BAE SYSTEMS	3	C4	GROUP 20E
456	BATTERY ASSEMBLY	263BA101-2	24-31-03	ACME ELECTRIC CO.	2	C5	GROUP 21F
457	PANEL ASSEMBLY	284W8040-3 TO -19	26-15-02	BOEING	3	C18	GROUP 23E


	<b>CAPABILITY LIST</b>		AIESL CAP/01		
	ACCESSORY OVERHAUL DIVISION		Part 4		Section 4.3
			Issue 2	Rev 0	Dec 2020

SR NO	NOMENCLATURE	PART NUMBER	ATA CODE	VENDOR	LEVEL OF MAINT	RATING	REMARKS
458	MLG HARNESS	286W70XX-X	32-10-05	BOEING	3	C14	GROUP 23F
459	MLG HARNESS	286W71XX-X	32-10-05	BOEING	3	C14	GROUP 23F
460	MLG HARNESS	286W72XX-X	32-10-05	BOEING	3	C14	GROUP 23F
461	MLG HARNESS	286W75XX-X	32-10-05	BOEING	3	C14	GROUP 23F
462	MLG HARNESS	286W7604-X	32-10-05	BOEING	3	C14	GROUP 23F
463	REAR POSITION NAV. LIGHT	30-2414-1/-3	33-41-79	GRIMES AEROSPACE	3	C5	GROUP 21F
464	IGNITOR PLUG	305766	49-26-85	HONEYWELL	1	C7	GROUP 22E
465	CARTRIDGE	30903912/13/28/29/37/38	SL 26--0233	PACIFIC SCIENTIFIC	1	C18	GROUP 23D
466	HARNESS	325-027-701-0	73-24-05	CFM INTERNATIONAL	2	C7	GROUP 22E
467	ENGINE CORE HARNESS	351-700-XXX-0	73-22-97	SNECMA	2	C7	GROUP 22F
468	ENGINE CORE HARNESS	351-701-XXX-0	73-22-98	SNECMA	1	C7	GROUP 22F
469	PRESSURE TRANSDUCER	3876217-1	49-52-15	KULITE/HONEYWELL	1	C7	GROUP 22E


	<b>CAPABILITY LIST</b>		AIESL CAP/01		
	ACCESSORY OVERHAUL DIVISION		Part 4		Section 4.3
			Issue 2	Rev 0	Dec 2020

SR NO	NOMENCLATURE	PART NUMBER	ATA CODE	VENDOR	LEVEL OF MAINT	RATING	REMARKS
470	PRESSURE TRANSDUCER	3876218-1	49-52-15	KULITE/HONEYWELL	1	C7	GROUP 22E
471	PRESSURE TRANSDUCER	3876219-1	49-52-15	KULITE/HONEYWELL	1	C7	GROUP 22E
472	PRESSURE TRANSDUCER	3876219-2	49-52-15	KULITE/HONEYWELL	1	C7	GROUP 22E
473	TOTAL PR. TRANSDUCER	3876255-XX	49-26-85	HONEYWELL	1	C7	GROUP 22E
474	SPDT CONTACTOR	40-617-1383/1384/1385	24-09-63	HARTMAN	2	C5	GROUP 21.F
475	BLOWER	4100945/945A	21-25-02	HAMILTON SUND.	3	C1	GROUP 19F
476	BLOWER	4100949/949A	21-24-01	HAMILTON SUND.	1	C1	GROUP 19F
477	PRESSURE TRANSDUCER	4132034-1	49-52-15	KULITE/HONEYWELL	1	C7	GROUP 22E
478	FIRE/OVERHEAT DETECTOR ASSEMBLY	4361 /4362	26-10-74	MEGGIT	3	C18	GROUP 23F
479	FIRE O/H DETECTOR	472566	26-11-66	KIDDE AEROSPACE	3	C18	GROUP 23F
480	STROBE LITE HARNESS	60-4984-X/-XX	33-44-35	HONEYWELL	3	C5	GROUP 21F
481	THERMOCOUPLE CABLE ASSEMBLIES	609200-01 / 609201-01	77-21-18	AMETEK	2	C7	GROUP 22E




	<b>CAPABILITY LIST</b>		AIESL CAP/01		
	ACCESSORY OVERHAUL DIVISION		Part 4		Section 4.3
			Issue 2	Rev 0	Dec 2020


SR NO	NOMENCLATURE	PART NUMBER	ATA CODE	VENDOR	LEVEL OF MAINT	RATING	REMARKS
482	W1/W1A/W2/W3 ELECTRICAL CABLES	7138M96G01/ 7157M57G01	73-21-71	BAE SYSTEMS	2	C7	GROUP 22E
483	ADAPTORS	796-428, 796428-1, 796-429-1 796429-2, 796-430, 796430-1, 796-778-1, 796-779-1	28-42-66	INTERTECHMIQUE	1	C9	GROUP 19F
484	THMS TEMPERATURE SENSOR	810211-X/ 810218-X/ 810223-X	21-63-03	HAMILTON SUNDSTRAND	1	C1	GROUP 19F
485	IGNITION LEADS	9059110-1/-2	74-21-19	UNISON	3	C7	GROUP 22E
486	HORIZONTAL CHAIR ACTUATOR	AD8650501-1	25-10-84	PS ARTUS	3	C6	GROUP 1AD
487	HORIZONTAL CHAIR ACTUATOR	AD8650503	25-10-84	PS ARTUS	3	C6	GROUP 1AD
488	THERMOCOUPLE PROBE	HAD21226	75-25-15	HARCO LAB	1	C7	GROUP 22F
489	EGT HARNESS	HAD21365	77-21-08	HARCO LAB	1	C7	GROUP 22F
490	EGT HARNESS	HAD21986	77-21-08	HARCO LAB	1	C7	GROUP 22F
491	THERMOCOUPLE PROBE	HAD22615	75-25-15	HARCO LAB	1	C7	GROUP 22F
492	PROBE T495	TC296-02/-03/-04	77-21-17	AUXITROL/CFM	1	C7	GROUP 22E
493	INTEGRATED LEADING EDGE POSITION & ANTI COLLISION ASSY	30-2620-1/ -2	33-42-74	HONEYWELL	3	C5	GROUP 21F

	<b>CAPABILITY LIST</b>				AIESL CAP/01		
	ACCESSORY OVERHAUL DIVISION				Part 4		Section 4.3
					Issue 2	Rev 0	Dec 2020

SR NO	NOMENCLATURE	PART NUMBER	ATA CODE	VENDOR	LEVEL OF MAINT	RATING	REMARKS
494	STARTER / GENERATOR	28B545-7/-7A/-7B	24-21-14	HONEYWELL	1	C5	GROUP 21E
495	APU GENERATOR	756589A	24-21-15	HAMILTON SUNDSTRAND	1	C5	GROUP 21F
496	VARIABLE SPEED CONTANT FREQUENCY GENERATOR	757066A/B/C/D/E/F/G/H, 1701766, 1701768, M762620	24-25-20	HAMILTON SUNDSTRAND	1	C5	GROUP 21F
497	INTEGRATED DRIVE GENERATOR	767146A	24-21-11	HAMILTON SUNDSTRAND	1	C5	GROUP 21F
498	INTEGRATED DRIVE GENERATOR	761574/A/B	24-21-85	HAMILTON SUNDSTRAND	1	C5	GROUP 21E
499	INTEGRATED DRIVE GENERATOR	764939/A/B	24-11-83	HAMILTON SUNDSTRAND	1	C5	GROUP 21F
500	CARTRIDGE	30900000M/30903822/ 30903827/30903852/ 30903856/ 30903889/30903890/ 30903912/ 30903913/30903928/ 30903929	-	SPECIFIC	1	C18	GROUP ABCD
501	MOTOR OPERATED SOL.VLV	AV16B1950,1965B,2100B	29-11-03	ITT	3	C12	GROUP1AD
502	STEAM OVEN	ASN2001-21 / ASN2002-1, ASN2001-32 / ASN2002-12	25-38-30	JAMCO	3	C6	GROUP 20G
503	BATTERY & CHARGER SYSTEM	BFS24	24-31-02	RADIANT	2	C5	GROUP 21 F
504	STANDBY INSTRUMENT BATTERY	BPAS10-5	52-11-01	RADIANT	2	C4	GROUP 20 F

	<b>CAPABILITY LIST</b>		AIESL CAP/01		
	ACCESSORY OVERHAUL DIVISION		Part 4		Section 4.3
			Issue 2	Rev 0	Dec 2020

SR NO	NOMENCLATURE	PART NUMBER	ATA CODE	VENDOR	LEVEL OF MAINT	RATING	REMARKS
505	CARGO SYSTEM CONTROLLER MODULE ASSY	2850162-1,-10/-10 MOD-AC/-10 MOD BC	25-53-43	BAE SYSTEM	2	C6	GROUP 21 F
506	SIDE WALL AND CEILING LIGHTS	3352-41/-42/-43/-52/-53/-55/-56/-52-10/-53-10/-55-10/-56-10	33-21-05	KIDDE AEROSPACE	2	C5	GROUP 21 F
507	ENGINE AND APU FIRE CONTROL MODULE ASSY	69-37307-XXX	26-10-48	BAE SYSTEM	2	C18	GROUP 23 F
508	SMOKE DETECTOR ASSY	473597-5	26-10-66	IACOBUCCI	2	C18	GROUP 23 F
509	COFFEE MAKER	HFA2007-01	25-39-44	IACOBUCCI	3	C6	GROUP 20 G
510	WATER HEATER	HFVAB2007-01	25-39-46	IACOBUCCI	3	C6	GROUP 20 G
511	EXPRESSO MAKER	HFE2007-01	25-39-48	IACOBUCCI	3	C6	GROUP 20 G
512	BATTERY UNIT	B3856-902/904	24-32-70	THALES	3	C5	GROUP 20 G
513	BATTERY	BA53-02	27-09-02	HONEYWELL	1	C8	GROUP 19 G
514	TRASH COMPACTOR	HFVWF2007-0101	25-39-42	IACOBUCCI	3	C6	GROUP 20 G
515	BUN WARMER	8916-01-0000	25-36-19	SELL	3	C6	GROUP 5 D

	<b>CAPABILITY LIST</b>		AIESL CAP/01		
	ACCESSORY OVERHAUL DIVISION		Part 4		Section 4.3
			Issue 2	Rev 3	Feb 2022

SR NO	NOMENCLATURE	PART NUMBER	ATA CODE	VENDOR	LEVEL OF MAINT	RATING	REMARKS
516	CARGO-COMPARTMENT FLOODLIGHT	15-0876	33-37-01	HONEYWELL	2	C5	GROUP 21 G
517	CARGO DOOR LIGHT	15-0888-1	33-37-02	HONEYWELL	2	C5	GROUP 21 G
518	DIRECT AREA LIGHT (DA/L)	1N5005-400000-0, 1N5005-400000-1	33-20-20	DIEHL AEROSPACE GMBH	2	C5	GROUP 21 G
519	SPRAYMAT™ HEATER MAT ASSEMBLY	28969-020, 28969-021, 28969-022, 28969-XXX	30-11-01	GKN AEROSPACE	2	C18	GROUP 23 G
520	ISFD DEDICATED BATTERY / CHARGER (DBC)	312BS101-1	24-31-05	ACME AEROSPACE	1	C5	GROUP 21 E
521	BUN WARMER	4312300-90-00-00	25-32-22	B/E AEROSPACE	2	C6	GROUP 20 G



## CAPABILITY LIST

AIESL CAP/01

ACCESSORY OVERHAUL DIVISION

Part 4

Section 4.4

Issue 2

Rev 0

Dec 2020

### 4.4 ACCESSORY OVERHAUL DIVISION (PNEUMATICS)

SR NO	NOMENCLATURE	PART NUMBER	ATA CODE	VENDOR	LOM	RATING	REMARKS
1	DUAL 3 WAY SOLENOID V/V	04P23-X	75-31-42	FL AEROSPACE	3	C7	GROUP 6D
2	PNEUMATIC RELAY V/V	07P95-X	75-31-43	FL AEROSPACE	3	C7	GROUP 6D
3	NIPPLE COOLING VALVE	1061-0010	80-11-03	KAISER ROYLN	3	C7	GROUP 6D
4	PNEUMATIC SOLENOID V/V	1108V0100-X	75-33-12	FL AEROSPACE	3	C7	GROUP 6D
5	PNEUMATIC SOLENOID V/V	1109V0300-X	75-33-10	FL AEROSPACE	3	C7	GROUP 6D
6	TURBINE BLADE/VANE COOLING VALVE	1110V0500-X	75-24-12	GRIMES AEROSPACE COMPANY	3	C7	GROUP 6D
7	2.95 BLEED AIR VALVE	1115V0300-X/ 1115V0700-X	75-31-40	GRIMES ALLIED SIGNAL	3	C7	GROUP 6D
8	CHECK VALVE ASSY.	123776-X-X	21-10-05	ALLIED SIGNAL	3	C1	GROUP 7D
9	CHECK VALVE	123934-X/123710-X	36-11-02	ALLIED SIGNAL	3	C17 (E)	GROUP 6D
10	L.E.F.D.	126748-X	27-81-13	ALLIED SIGNAL	3	C8	GROUP 8D
11	L.E.F.D.	126762-X	27-81-11	ALLIED SIGNAL	3	C8	GROUP 8D
12	TURBINE COOLING AIR VALVE	20P78-X	75-24-29	GRIMES AEROSPACE CO.	3	C7	GROUP 6D



## CAPABILITY LIST

ACCESSORY OVERHAUL DIVISION

AIESL CAP/01

Part 4

Section 4.4

Issue 2

Rev 0

Dec 2020

### 4.4 ACCESSORY OVERHAUL DIVISION (PNEUMATICS)

SR NO	NOMENCLATURE	PART NUMBER	ATA CODE	VENDOR	LOM	RATING	REMARKS
13	MOTOR CHILLER(267-X)	2300-X/3800-X	25-34-01	BE AEROSPACE	2	C6	GROUP 10D
14	AIR CHILLER	267-5/-11	25-30-10	ACUREX CORPN.	2	C6	GROUP 10D
15	AIR CHILLER	267-6	25-30-17	ACUREX CORPN.	2	C6	GROUP 10D
16	AIR CHILLER	267SV /267-100	25-30-43	BE AEROSPACE	2	C6	GROUP 10F
17	PRIMARY MOTOR	2704202-X	27-80-08	ALLIED SIGNAL	3	C8	GROUP 8D
18	ALTERNATE MOTOR	2704204-X	27-80-10	ALLIED SIGNAL	3	C8	GROUP 8D
19	SOLENOID VALVE	319545-32/39/49 (NHA P/No. 3214608)	24-09-05	ALLIED SIGNAL	2	C5	GROUP 6D
20	CHECK VALVE	3202544-X	36-11-87	ALLIED SIGNAL	2	C17 (E)	GROUP 6D
21	SKIN FLUSH CLOSURE AIR SHUT OFF VALVE	324705-X	21-51-09	WHITTAKER CONTROLS	3	C1	GROUP 7D
22	MODULATING S/O VALVE	3290402-X	27-81-07	ALLIED SIGNAL	3	C8	GROUP 8D
23	PNEUMATIC STARTER	3505436-X	80-11-13	ALLIED SIGNAL	3	C7	GROUP 6D



## CAPABILITY LIST

AIESL CAP/01

ACCESSORY OVERHAUL DIVISION

Part 4

Section 4.4

Issue 2

Rev 0

Dec 2020

### 4.4 ACCESSORY OVERHAUL DIVISION (PNEUMATICS)

SR NO	NOMENCLATURE	PART NUMBER	ATA CODE	VENDOR	LOM	RATING	REMARKS
24	FILTER	3910802-X	49-21-02	PRATT & WHITTNEY	2	C7	GROUP 9D
25	ISOLATION VALVE	398310-X-X	36-12-43	ALLIED SIGNAL	3	C17 (A)	GROUP 8D
26	MOTOR OPERATED BUTTERFLY S/O V/V	420365-X	21-58-03	WHITTAKER CONTROLS	2	C1	GROUP 7D
27	L.P.T. CASE COOLING VALVE	5830202-X	75-24-15	PARKER HANNIFIN	2	C7	GROUP 6D
28	H.P.T. CASE COOLING VALVE	5830203-X	75-24-09	PARKER HANNIFIN	2	C7	GROUP 6D
29	NACELLE VENTILATION S/O VALVE	5830205-101/ 102	75-20-08	PARKER HANNIFIN	2	C1	GROUP 6D
30	COMPRESSOR CHILLER	585-X	25-31-10	BE AEROSPACE	2	C6	GROUP 10D
31	CABIN PR RELIEF VALVE	715995-X	21-32-01	HAMILTON SUNDSTRAND	3	C1	GROUP 7D
32	CHECK VALVE	717998-X	21-51-05	HAMILTON SUNDSTRAND	3	C1	GROUP 7D
33	TURBINE BYPASS VALVE	719223-X	21-62-01	HAMILTON SUNDSTRAND	3	C1	GROUP 7D
34	ZONE TRIM VALVE	719224-X	21-61-05	HAMILTON SUNDSTRAND	3	C1	GROUP 7D



## CAPABILITY LIST

AIESL CAP/01

ACCESSORY OVERHAUL DIVISION

Part 4

Section 4.4

Issue 2

Rev 0

Dec 2020

### 4.4 ACCESSORY OVERHAUL DIVISION (PNEUMATICS)

SR NO	NOMENCLATURE	PART NUMBER	ATA CODE	VENDOR	LOM	RATING	REMARKS
35	ACTUATOR (Z.T.V.)	720434-X	21-61-06	HAMILTON SUNDSTRAND	3	C1	GROUP 7D
36	MOTOR (T.B.V.)	728505-X	21-62-07	HAMILTON SUNDSTRAND	3	C1	GROUP 7D
37	MOTOR (Z.T.V.)	728578-X	21-61-07	HAMILTON SUNDSTRAND	3	C1	GROUP 7D
38	ACTUATOR (T.B.V.)	742824-X	21-62-02	HAMILTON SUNDSTRAND	3	C1	GROUP 7D
39	TRIM AIR VALVE	752000/738341-X	21-61-08	HAMILTON SUNDSTRAND	3	C1	GROUP 7D
40	FILTER	7588990	75-24-19	PRATT & WHITTNEY	2	C7	GROUP 6D
41	FLOW CONTROL S/O VALVE	767460-X	21-51-40	HAMILTON SUNDSTRAND	3	C1	GROUP 7A 7D
42	CONTROLLER	773289-X	36-12-02	HAMILTON SUNDSTRAND	3	C17 (E)	GROUP 6D
43	VALVE ASSY.	773855-X	36-12-05	HAMILTON SUNDSTRAND	3	C17 (E)	GROUP 6D
44	VALVE ASSY.	773856-X	36-12-06	HAMILTON SUNDSTRAND	1	C17 (E)	GROUP 6D
45	PRESS REGULATING V/V	790270-X	36-12-09	HAMILTON SUNDSTRAND	3	C17 (E)	GROUP 6D
46	VALVE ASSY.	792755-X	36-12-10	HAMILTON SUNDSTRAND	3	C17 (E)	GROUP 6D





## CAPABILITY LIST

ACCESSORY OVERHAUL DIVISION

AIESL CAP/01

Part 4

Section 4.4

Issue 2

Rev 0

Dec 2020

### 4.4 ACCESSORY OVERHAUL DIVISION (PNEUMATICS)

SR NO	NOMENCLATURE	PART NUMBER	ATA CODE	VENDOR	LOM	RATING	REMARKS
47	RATE SENSOR	800955-X	49-51-24	HAMILTON SUNDSTRAND	3	C7	GROUP 9D
48	DIVERTER VALVE	800956-X	49-51-22	HAMILTON SUNDSTRAND	3	C7	GROUP 9D
49	PRESS. REGUL. VALVE	802170-X	36-12-14	HAMILTON SUNDSTRAND	3	C17 (E)	GROUP 6D
50	RAM AIR CHECK VALVE	9032-X	21-20--01	DELAVAL	3	C1	GROUP 7D
51	CHECK VALVE	9036-5-1	36-11-01	BOBRICK AERO	3	C17 (A)	GROUP 7D
52	CHECK VALVE	9036-5-2	36-11-11	BOBRICK	3	C17 (A)	GROUP 7D
53	PNEUMATIC S/O VALVE	979858-X	80-11-15	ALLIED SIGNAL	3	C7	GROUP 6D
54	RESTRICTOR VALVE	10P18-X	79-23-11	GRIMES AEROSPACE	3	C7	GROUP 6D
55	PNEUMATIC STARTER	774860	80-12-03	HAMILTON SUNDSTRAND	2	C7	GROUP 6D
56	PRIMARY MOTOR (NHA LEFD)	3235727-X	27-81-11	HONEYWELL	3	C8	GROUP 8A 8D
57	STARTER SHUT OFF VALVE	811390-X	80-12-09	MICRO TECHNICA	2	C7	GROUP 6D



## CAPABILITY LIST

AIESL CAP/01

ACCESSORY OVERHAUL DIVISION

Part 4

Section 4.4

Issue 2

Rev 0

Dec 2020

### 4.4 ACCESSORY OVERHAUL DIVISION (PNEUMATICS)

SR NO	NOMENCLATURE	PART NUMBER	ATA CODE	VENDOR	LOM	RATING	REMARKS
58	PNEUMATICS STARTER	3505140-X	80-11-91	HONEYWELL	2	C7	GROUP 6D
59	INTERMEDIATE PRESSURE CHECK V/V	808556-X	36-12-16	HAMILTON SUNDSTRAND	1	C17 (E)	GROUP 6D
60	INTERMEDIATE PRESSURE CHECK V/V	3202618-X	36-12-75	HONEYWELL	3	C17 (E)	GROUP 24F
61	SHUT OFF V/V	87290-X	21-22-02	M/S EATON	3	C17 (A)	GR OUP 8D
62	APU CHECK VALVE	3202610-X	49-52-17	HONEYWELL	3	C7	GROUP 26F
63	CHECK VALVE	3202642-X	21-20-51	HONEYWELL	3	C1	GROUP 25F
64	APU CHECK VALVE	3202854-X	49-53-69	HONEYWELL	3	C7	GROUP 26F
65	DUCT VENT VALVE	3215388-X	36-12-79	HONEYWELL	3	C17 (E)	GROUP 24F
66	CARGO HEAT S/O VALVE	3290888-X	21-61-43	HONEYWELL	3	C1	GROUP 25F
67	PNEUMATIC CLUSTER ASSY	3884863-7 (SUBASSY 3290814, 3876217)	49-52-11	HONEYWELL	3	C7	GROUP 26F



## CAPABILITY LIST

ACCESSORY OVERHAUL DIVISION

AIESL CAP/01

Part 4

Section 4.4

Issue 2

Rev 0

Dec 2020

### 4.4 ACCESSORY OVERHAUL DIVISION (PNEUMATICS)

SR NO	NOMENCLATURE	PART NUMBER	ATA CODE	VENDOR	LOM	RATING	REMARKS
68	9" DIA ELECT. S/O VALVE	398774-9 (SUBASSY 2022494)	21-58-01	HONEYWELL	3	C1	GROUP 25F
69	SHUT OFF VALVE	4063-20605-01	21-23-21	NORD-MICRO	3	C1	GROUP 25F
70	SUMP EDUCTOR VALVE	421775	75-22-03	WHITTAKER CONTROLS	3	C7	GROUP 24F
71	NIPPLE CHECK VALVE	4663-8	80-00-05	KAISER ELECTRO.	2	C7	GROUP 24EF
72	CONTROLLER AIR COOLER	808650-X	30-21-01	HAMILTON SUNSTRAND	3	C18	GROUP 26F
73	STARTER VALVE	808884-X	80-11-17	HAMILTON SUNSTRAND	3	C7	GROUP 24F
74	ECONOMY COOLING VALVE	810215-3	21-52-05	HAMILTON SUNSTRAND	3	C1	GROUP 25F
75	FLOW SENSING VENTURI	810230-XXX	21-63-05	HAMILTON SUNSTRAND	3	C1	GROUP 25F
76	CONDOTIONAL AIR CHK.VALVE	810233-X	21-22-04	HAMILTON SUNSTRAND	3	C1	GROUP 25F
77	ENGINE ANTI-ICE VALVE	810502-X	30-21-04	HAMILTON SUNSTRAND	3	C18	GROUP 26F



## CAPABILITY LIST

AIESL CAP/01

ACCESSORY OVERHAUL DIVISION

Part 4

Section 4.4

Issue 2

Rev 0

Dec 2020

### 4.4 ACCESSORY OVERHAUL DIVISION (PNEUMATICS)

SR NO	NOMENCLATURE	PART NUMBER	ATA CODE	VENDOR	LOM	RATING	REMARKS
78	ENG. ANTI-ICE VALVE CONTROLLER	810503-X	30-21-05	HAMILTON SUNSTRAND	3	C18	GROUP 26F
79	GROUND SERVICE CHECK VALVE	69-2914-24	21-23-27	BOEING	3	C1	GROUP 25F
80	FAN BYPASS CHECK VALVE	810205-X	21-22-01	HAMILTON SUNSTRAND	3	C1	GROUP 25F
81	ECONOMY COOLING CHECK VALVE	810216-X	21-22-02	HAMILTON SUNSTRAND	3	C1	GROUP 25F
82	PNEUMATIC STARTER	811050-X	80-11-01	HAMILTON SUNSTRAND	1	C7	GROUP 24F
83	PRESSURE RELIEF VALVE	968214-X	49-31-09	HONEYWELL	3	C7	G ROUP 26F
84	HIGH STAGE REGULATOR	107484-6	36-13-93	HONEYWELL	2	C17 (E)	G ROUP 24E
85	BLEED AIR REGULATOR	107492-6 (SUB- 320501-2)	36-13-95	HONEYWELL	2	C17 (E)	G ROUP 24E
86	CHECK VALVE	123266-2-1	36-10-89	HONEYWELL	3	C17 (E)	G ROUP 24E



## CAPABILITY LIST

ACCESSORY OVERHAUL DIVISION

AIESL CAP/01

Part 4

Section 4.4

Issue 2

Rev 0

Dec 2020

### 4.4 ACCESSORY OVERHAUL DIVISION (PNEUMATICS)

SR NO	NOMENCLATURE	PART NUMBER	ATA CODE	VENDOR	LOM	RATING	REMARKS
87	SWING CHECK VALVE	2S2072	21-30-01	CRISS AIR INC	3	C1	GROUP 25E
88	VALVE-ISOLATION S.O.V.	2760000-XXX	36-10-13	PARKER	2	C17 (A)	GROUP 24E
89	SOLENOID VALVE ASSY.	319545 -X (NHA3214972, 396608)	24-09-05	HONEYWELL	2	C1	GROUP 26E
90	SOLENOID VALVE ASSY.	319625-1 (NHA3291214)	36-11-25	HONEYWELL	2	C17 (E)	GROUP 24E
91	SOLENOID VALVE ASSY.	320115-16/ 319995/ 320281 (NHA-396608)	24-09-15	HONEYWELL	2	C1	GROUP 26E
92	CHECK VALVE	3202096-X	21-25-01	HONEYWELL	2	C1	GROUP 25E
93	CHECK VALVE	3202222-X	36-13-89	HONEYWELL	2	C17 (E)	GROUP 24E
94	CHECK VALVE	3202444-1	21-61-37	HONEYWELL	2	C1	GROUP 25E
95	VALVE-AIR CONDITIONER	3202446-1	21-51-39	HONEYWELL	3	C1	GROUP 25E
96	SOLENOID VALVE ASSY.	320501-13 (NHA107492)	24-09-39	HONEYWELL	2	C17 (E)	GROUP 26E



## CAPABILITY LIST

ACCESSORY OVERHAUL DIVISION

AIESL CAP/01

Part 4

Section 4.4

Issue 2

Rev 0

Dec 2020

### 4.4 ACCESSORY OVERHAUL DIVISION (PNEUMATICS)

SR NO	NOMENCLATURE	PART NUMBER	ATA CODE	VENDOR	LOM	RATING	REMARKS
97	SOLENOID	320503-12	24-09-25	HONEYWELL	2	C17 (A)	GROUP 26E
98	VALVE-SOLENOID	320548-2	36-12-35	HONEYWELL	3	C17 (E)	GROUP 24E
99	SOLENOID VALVE ASSY.	320800-3 (NHA 3289630)	24-09-63	HONEYWELL	2	C17 (E)	GROUP 26E
100	VALVE-HIGH STAGE	3214446-X	36-12-45	HONEYWELL	2	C17 (E)	GROUP 24E
101	VALVE-TRIM PRESSURE	3214972-1 (SUB-319545)	21-61-11	HONEYWELL	2	C1	GROUP 25E
102	VALVE-PRECOOLER	3289562-X	36-13-91	HONEYWELL	2	C17 (E)	GROUP 24E
103	VALVE-STANDBY PACK TEMP	3290206-X	21-60-95	HONEYWELL	2	C1	GROUP 25E
104	BLEED AIR VALVE	3291214-2 (SUB-319625)	49-52-29	HONEYWELL	2	C7	GROUP 26E
105	VALVE-TEMP CONTROL	398908-3 (SUB- 2740028)	21-50-83	HONEYWELL	2	C1	GROUP 25E
106	W A I SHUTOFF VALVE	67-2906-002	24-09-02	HONEYWELL	2	C18	GROUP 26E



## CAPABILITY LIST

AIESL CAP/01

ACCESSORY OVERHAUL DIVISION

Part 4

Section 4.4

Issue 2

Rev 0

Dec 2020

### 4.4 ACCESSORY OVERHAUL DIVISION (PNEUMATICS)

SR NO	NOMENCLATURE	PART NUMBER	ATA CODE	VENDOR	LOM	RATING	REMARKS
107	PNEUMATIC PRESSURE SENSOR	810504-X/810603-X	21-63-07	HAMILTON SUNDSTRAND	1	C1	GROUP 25F
108	ENGINE PRSOV CONTROLLER	3399102-X	36-13-59	HONEYWELL	2	C17(E)	GROUP 24F
109	CHECK VALVE INTERMEDIATE	3202804-X	36-14-23	HONEYWELL	3	C17 (E)	GROUP 24F
110	VACUUM BLOWER BYPASS VALVE	606515-X	38-32-04	ALLIED SIGNALS	3	C1	GROUP 26F
111	FLOW CONTROL VALVE	810204-X	21-35-01	HAMILTON SUNDSTRAND	2	C1	GROUP 25F
112	OVER RIDE VALVE	3204908-X	21-50-89	HONEYWELL	2	C1	GROUP 25F
113	ENGINE HPSOV CONTROLLER	3399100-X	36-13-57	HONEYWELL	2	C17(E)	GROUP 25F
114	LPT ACT. CLEAR. CONTROL V/V	5010758-XXX	75-24-03	PARKER	2	C7	GROUP 25F
115	CHECK VALVE	645147-X	21-26-12	HONEYWELL	3	C1	GROUP 25F



## CAPABILITY LIST

AIESL CAP/01

ACCESSORY OVERHAUL DIVISION

Part 4

Section 4.4

Issue 2

Rev 0

Dec 2020

### 4.4 ACCESSORY OVERHAUL DIVISION (PNEUMATICS)

SR NO	NOMENCLATURE	PART NUMBER	ATA CODE	VENDOR	LOM	RATING	REMARKS
116	CONDENSOR LOW LIMIT VALVE	810214-X	21-52-04	HAMILTON SUNSTRAND	2	C1	GROUP 25F
117	ZONE TRIM VALVE	810221-X	21-63-11	HAMILTON SUNSTRAND	2	C1	GROUP 25F
118	TRIM AIR PR. REGULTOR VALVE	810229-X	21-35-02	HAMILTON SUNSTRAND	2	C1	GROUP 25F
119	PRESSURE REG. VALVE	810601-X	30-10-01	HAMILTON SUNSTRAND	2	C18	GROUP 26F





## CAPABILITY LIST

AIESL CAP/01

ACCESSORY OVERHAUL DIVISION

Part 4

Section 4.4

Issue 2

Rev 0

Dec 2020

SR NO	NOMENCLATURE	PART NUMBER	ATA CODE	VENDOR	LOM	RATING	REMARKS
120	STARTER AIR VALVE SOLENOID	811040-X	80-11-16	HAMILTON SUNSTRAND	3	C7	GROUP 24F
121	FAN AIR VALVE	3290744-X	36-12-81	HONEYWELL	2	C17(E)	GROUP 24F
122	ISOLATION VALVE	3290770-X	36-12-83	HONEYWELL	2	C17 (A)	GROUP 25F
123	OVERBOARD EXHAUST VALVE	20798-X	21-23-22	NORD MICRO	2	C1	GROUP 25E
124	AIR CHILLER	338-3	25-30-45	B/E AEROSPACE	1	C6	GROUP 26F
125	OVER TEMP/TURBO COMP SOV	4404B000-XXX	47-11-01	HONEYWELL	3	C9	GROUP 26F
126	CHECK VALVE	7010075	21-21-26	HAMILTON SUNDSTRAND	3	C1	GROUP 25G
127	STARTER CONTROL VALVE	3289630-1,-2,-3	80-11-27	HONEYWELL	2	C7	GROUP 24E
128	E/E COOLING FILTER	P531709	21-27-02	DONALDSON	1	C1	GROUP 25F
129	FILTER BARRIER-PECS HX	7010808H01	21-71-16	HAMILTON SUNDSTRAND	2	C1	GROUP 25G




# **CAPABILITY LIST**

---

**Part 5**

**ELECTRONICS OVERHAUL DIVISION**

	<b>CAPABILITY LIST</b>		AIESL CAP/01		
	ELECTRONICS OVERHAUL DIVISION		Part 5		Section 5.1
			Issue 2	Rev 0	Dec 2020

5.1 ELECTRONICS OVERHAUL DIVISION

SR. NO.	NOMENCLATURE	PART NUMBER	ATA CODE	VENDOR	LEVEL OF MAINT.	RATING	AIRCRAFT
1.	BOOM SET ASSY.	1046-GT-2102-AY	23-51-06	HOLMBERG	3	C3	GROUP 3
2.	CHIME & LIGHT SENSOR UNIT	1150020-100	23-42-02	HUGHES	3	C3	GROUP 1A
3.	CABIN CONFIG TEST MODULE	1167001-141	23-35-01	HUGHES	3	C3	GROUP 20
4.	CENTRAL MANAGEMENT UNIT	1167002-142	23-36-02	HUGHES	3	C3	GROUP 20
5.	ENT.& SERVICE CONTROLLER	1167003-141/142	23-36-03	HUGHES	3	C3	GROUP 20
6.	PAX. ADDR.CONTRLR.	1167004-142	23-35-04	HUGHES	3	C3	GROUP 20
7.	CABIN INTPH. CONTROLLER	1167005-142	23-36-05	HUGHES	3	C3	GROUP 20
8.	LOCAL AREA CONTROLLER	1167006-144	23-36-06	HUGHES	3	C3	GROUP 20
9.	I.O.E.U.	1167007-141	23-35-07	HUGHES	3	C3	GROUP 20
10.	O.O.E.U.	1167008-141	23-35-08	HUGHES	3	C3	GROUP 20
11.	SEAT ELECTRONICS UNIT	1167009-140/141	23-35-09	HUGHES	3	C3	GROUP 20
12.	AUDIO ENT. MUX.	1167010-143	23-34-10	HUGHES	3	C3	GROUP 20
13.	PILOT CALL PANEL	1167012-140	23-35-12	HUGHES	3	C3	GROUP 20
14.	AUDIO MANAGEMENT UNIT	1167014-143/144	23-50-14	HUGHES	3	C3	GROUP 20



## CAPABILITY LIST

AIESL CAP/01

ELECTRONICS OVERHAUL DIVISION

Part 5

Section 5.1

Issue 2

Rev 0

Dec 2020

SR. NO.	NOMENCLATURE	PART NUMBER	ATA CODE	VENDOR	LEVEL OF MAINT.	RATING	AIRCRAFT
15.	AUDIO CONTROL PANEL	1167015-141	23-50-15	HUGHES	3	C3	GROUP 20
16.	CABIN INTPH. HANDSET	1167016-14X	23-35-16	HUGHES	3	C3	GROUP 20
17.	FLT.DECK HANDSET	1167017-14X	23-35-17	HUGHES	3	C3	GROUP 20
18.	CABIN SYSTEM MODULE	1167018-140	23-35-18	HUGHES	3	C3	GROUP 20
19.	ENTERTAINMENT AMPLIFIER	170003-13	23-30-34	EECO	3	C3	GROUP 3
20.	ENTERTAINMENT AMPLIFIER	170003-33	23-30-34	EECO	3	C3	GROUP 3
21.	SEAT CTRL UNIT	170917-01/-02	23-35-24	BE AEROSPACE	3	C3	GROUP 3
22.	AUDIO JUINC. BOX	170955-01	23-33-05	THALES	3	C3	GROUP 3
23.	P.C.U.	171424-XX	23-34-51	BE AEROSPACE	3	C3	GROUP 3
24.	DIGITAL PAX CONT UNIT	172732-01/02	23-34-01	BE AEROSPACE	3	C3	GROUP 20
25.	SEAT CONTROL UNIT	173821-01/-02	23-36-70	BE AEROSPACE	3	C3	GROUP 3
26.	ECAM DISPLAY	20662155	31-51-21	SEXTANT	3	C13	GROUP 17
27.	HEADPHONE ASSY	255SP162	23-XX-XX	ELNO	3	C3	GROUP 3
28.	RADIO COMM PANEL	285U0037-303/-603	23-11-20	BOEING	3	C3	GROUP 6B
29.	CABIN INTERPHONE ASSY.	285U0255-XX	23-42-65	BOEING	3	C3	GROUP 1B



## CAPABILITY LIST

AIESL CAP/01

ELECTRONICS OVERHAUL DIVISION

Part 5

Section 5.1

Issue 2

Rev 0

Dec 2020

SR. NO.	NOMENCLATURE	PART NUMBER	ATA CODE	VENDOR	LEVEL OF MAINT.	RATING	AIRCRAFT
30.	CABIN INT.CRADLE ASSY	285U0294-XX	23-31-20	BOEING	3	C3	GROUP 1B
31.	MARKER BEACON ANTENNA	3107-87	34-55-18	RAYAN	1	C3	GROUP 8A
32.	ECAM FWC	35-0B5-3002-304	31-51-44	AEROSPATIALE	2	C13	GROUP 17
33.	ECAM FWC	35-0B5-3004-308	31-51-44	AEROSPATIALE	2	C13	GROUP 17
34.	ECAM FWC	35-0B5-3005-313	31-51-44	AEROSPATIALE	2	C13	GROUP 17
35.	JAMMING DET CONT.UNIT	35-315-2003	27-14-11	AEROSPATIALE	2	C13	GROUP 17
36.	COCKPIT SPEAKER	35-820-1004	31-51-25	AEROSPATIALE	3	C13	GROUP 3
37.	ECAM CONTROL PANEL	35-890-1001	31-51-11	AEROSPATIALE	2	C13	GROUP 17
38.	FEEL LIMIT COMPUTER	35-900-(1010/1012)-011	27-23-24	AEROSPATIALE	2	C8	GROUP 18
39.	ELECT FLT CONT. UNIT	3905300101	27-11-11	SEXTANT	2	C8	GROUP 18
40.	COAX RELAY	402-167	34-XX-XX	DOW-KEY MICRO	1	C3	GROUP 19
41.	ATTENDANT'S HANDSET	448-1000-001	23-43-11	TELEPHONICS	3	C3	GROUP 3
42.	ATTENDANT'S HANDSET	448D000-2	23-41-31	TELEPHONICS	3	C3	GROUP 2
43.	SLAT/FLAP CONT.COMPUTER	49-079-03/05	27-01-01	GEC/MARCONI	2	C8	GROUP 18
44.	EMERGENCY LOCATOR TX.	607690-2	25-60-05	GARRETT	3	C6	GROUP 6A



## CAPABILITY LIST

AIESL CAP/01

ELECTRONICS OVERHAUL DIVISION

Part 5

Section 5.1

Issue 2

Rev 0

Dec 2020

SR. NO.	NOMENCLATURE	PART NUMBER	ATA CODE	VENDOR	LEVEL OF MAINT.	RATING	AIRCRAFT
45.	RESCUE BEACON	607690-5	25-60-08	GARRETT	3	C6	GROUP 6B
46.	ADF ANTENNA	615-2630-001/-002	34-53-11	EAS	1	C3	GROUP 8A
47.	VIDEO SCREEN	617-3910-003	23-34-00	STCI	3	C3	GROUP 16
48.	VIDEO SCREEN	617-4088-090	23-34-00	STCI	3	C3	GROUP 16
49.	ASSY. ROLL SCREEN	617-4427-003	23-34-XX	STCI	3	C3	GROUP 16
50.	VIDEO SCREEN (ROLL)	617-4638-001	23-34-00	STCI	3	C3	GROUP 16
51.	VIDEO SCREEN (FLIP)	617-4659-001	23-34-XX	STCI	3	C3	GROUP 16
52.	VIDEO SCREEN (FLIP)	617-4660-XXX	23-34-XX	STCI	3	C3	GROUP 16
53.	VIDEO SCREEN (ROLL)	617-5436-XXX	23-34-00	STCI	3	C3	GROUP 16
54.	VIDEO SCREEN	617-5900-090	23-34-XX	STCI	3	C3	GROUP 16
55.	VIDEO SCREEN(ROLL)	617-5916-XXX	23-34-XX	STCI	3	C3	GROUP 16
56.	DME INTERROGATOR	622-4540-001	34-52-70	COLLINS	3	C3	GROUP 14A
57.	DME INTERROGATOR	622-4540-122	34-52-72	COLLINS	3	C3	GROUP 14B
58.	WEATHER RADAR CONT.PNL	622-5130-205	34-45-24	COLLINS	3	C3	GROUP 11A
59.	W/R DUAL C/P	622-5130-207	34-45-24	COLLINS	3	C3	GROUP 11A



## CAPABILITY LIST

AIESL CAP/01

ELECTRONICS OVERHAUL DIVISION

Part 5

Section 5.1

Issue 2

Rev 0

Dec 2020

SR. NO.	NOMENCLATURE	PART NUMBER	ATA CODE	VENDOR	LEVEL OF MAINT.	RATING	AIRCRAFT
60.	W/R RT	622-5132-105	34-45-20	COLLINS	3	C3	GROUP 11A
61.	W/R R.T.	622-5132-120/-130	34-45-21	COLLINS	3	C3	GROUP 11B
62.	W/R R/T MOUNT	622-5134-00X	34-45-23	COLLINS	3	C3	GROUP 11A
63.	W/R R/T MOUNT	622-5134-102	34-45-23	COLLINS	3	C3	GROUP 11A
64.	W/R ANTENNA MOUNT	622-5136-001	34-45-22	COLLINS	3	C3	GROUP 11A
65.	W/R ANTENNA MOUNT	622-5136-201/202	34-45-22	COLLINS	3	C3	GROUP 11A
66.	ANTENNA FLAT PLATE	622-5137-001	34-45-22	COLLINS	1	C3	GROUP 11A
67.	VHF TRANSCEIVER	622-5219-003	23-12-70	COLLINS	3	C3	GROUP 6
68.	VHF TRANSCEIVER	622-5219-120	23-12-76	COLLINS	3	C3	GROUP 6B
69.	VOR/MB RECEIVER	622-5220-002	34-55-70	COLLINS	3	C3	GROUP 8A
70.	VOR/MB RECEIVER	622-5220-120	34-55-72	COLLINS	3	C3	GROUP 8B
71.	ILS RECEIVER	622-5221-002	34-36-70	COLLINS	3	C3	GROUP 8A
72.	ILS RECEIVER	622-5221-120	34-36-72	COLLINS	3	C3	GROUP 8B
73.	ADF RECEIVER	622-5222-002	34-53-70	COLLINS	3	C3	GROUP 8A
74.	ADF RECEIVER	622-5222-120	34-53-77	COLLINS	3	C3	GROUP 8B



## CAPABILITY LIST

AIESL CAP/01

ELECTRONICS OVERHAUL DIVISION

Part 5

Section 5.1

Issue 2

Rev 0

Dec 2020

SR. NO.	NOMENCLATURE	PART NUMBER	ATA CODE	VENDOR	LEVEL OF MAINT.	RATING	AIRCRAFT
75.	HF TRANSCEIVER	622-5272-001	23-10-70	COLLINS	3	C3	GROUP 6A
76.	HF TRANSCEIVER	622-5272-120	23-10-74	COLLINS	3	C3	GROUP 6B
77.	PA AMPLIFIER	622-5342-001/-101	23-32-70	COLLINS	3	C3	GROUP 3
78.	ADF LOOP SENSE ANT	622-5404-003	34-53-71	COLLINS	1	C3	GROUP 8B
79.	W/R INDICATOR	622-6514-102	34-45-26	COLLINS	2	C3	GROUP 11B
80.	MICROPHONE ASSEMBLY	63999-000/001/004	23-50-07	TELEX	3	C3	GROUP 1A
81.	BOOM SET ASSY.	64300-000	23-50-06	TELEX	3	C3	GROUP 1
82.	BOOMSET	64300-100/200	23-50-06	TELEX	3	C3	GROUP 1
83.	HEADPHONE	64400-000/200	23-43-21	TELEX	3	C3	GROUP 1
84.	VIDEO SCREEN(ROLL)	648-6035-XXX	23-34-00	STCI	3	C3	GROUP 16
85.	B747 RADOME	65B07930-6/-8/-14	53-XX-XX	BOEING	1	C20	GROUP 9
86.	INT.AUDIO ACCY. BOX	65B47511-152	23-41-49	BOEING	3	C3	GROUP 1A
87.	SYS DATA ANLOG CONVRTR	66501-003-1	31-40-01	SEXTANT	2	C13	GROUP 17
88.	SYS DATA ANLOG CONVRTR	66501-005-1	31-40-01	SEXTANT	2	C13	GROUP 17
89.	VIDEO MONITOR	700-1086-001	23-33-07	STCI	3	C3	GROUP 16





## CAPABILITY LIST

AIESL CAP/01

ELECTRONICS OVERHAUL DIVISION

Part 5


Section 5.1

Issue 2

Rev 0

Dec 2020

SR. NO.	NOMENCLATURE	PART NUMBER	ATA CODE	VENDOR	LEVEL OF MAINT.	RATING	AIRCRAFT
90.	VIDEO PROJECTOR	700-1117-001/ 009	23-32-13	STCI	3	C3	GROUP 16
91.	VIDEO MONITOR	700-1392-001	23-XX-XX	STCI	3	C3	GROUP 16
92.	16"COLOUR MONITOR	700-1589-002	23-33-12	STCI	3	C3	GROUP 16
93.	8.6" LCD MONITOR	700-2004-001	23-32-45	STCI	3	C3	GROUP 16
94.	SYS.CONTROL UNIT	743-0129-008	23-XX-XX	STCI	3	C3	GROUP 16
95.	SYS CONTROL UNIT	743-0193-003	23-32-61	STCI	3	C3	GROUP 16
96.	VSCU	743-0198-001	23-32-11	STCI	2	C3	GROUP 16
97.	VIDEO TAPE REPRODUCER	743-0238-001	23-32-14	STCI	3	C3	GROUP 16
98.	PILOT'S HANDSET	750T2112-2	23-44-01	HOLMBERG	3	C3	GROUP 3
99.	ATTENDANT'S HANDSET	750T2112-1 /-7 /-8	23-44-01	HOLMBERG	3	C3	GROUP 3
100.	MODE S / DATA LINK XPDR	7517800-XXXXX	34-52-08	HONEYWELL	1	C3	GROUP 19
101.	CALL SYS CARD STS DECODER	774-028-87	23-XX-XX	DIEHL	1	C3	GROUP 3
102.	CALL SYS CARD STS DECODER	774-028-88	23-XX-XX	DIEHL	1	C3	GROUP 3
103.	CALL SYSM CARD DECODER	774-028-89	23-XX-XX	DIEHL	1	C3	GROUP 3
104.	CALL SYSM CARD AMPL	774-028-90	23-XX-XX	DIEHL	1	C3	GROUP 3

	<b>CAPABILITY LIST</b>		AIESL CAP/01		
	ELECTRONICS OVERHAUL DIVISION		Part 5		Section 5.1
			Issue 2	Rev 0	Dec 2020

SR. NO.	NOMENCLATURE	PART NUMBER	ATA CODE	VENDOR	LEVEL OF MAINT.	RATING	AIRCRAFT
105.	CALL SYSM CARD CLK GEN	774-028-91	23-XX-XX	DIEHL	1	C3	GROUP 3
106.	HF ANTENNA COUPLER	792-6140-001	23-11-04	COLLINS	3	C3	GROUP 6A,6B
107.	ILS RECEIVER	822-0282-002	34-36-70	COLLINS	3	C3	GROUP 8A
108.	ILS RECEIVER	822-0282-120	34-36-72	COLLINS	3	C3	GROUP 8B
109.	VHF TRANSCEIVER	822-0693-003	23-12-70	COLLINS	3	C3	GROUP 6A
110.	VHF TRANSCEIVER	822-0693-120	23-12-76	COLLINS	3	C3	GROUP 6B
111.	VOR/MB RECEIVER	822-0726-002	34-55-70	COLLINS	3	C3	GROUP 8A
112.	VOR/MB RECEIVER	822-0726-120	34-55-72	COLLINS	3	C3	GROUP 8B
113.	VHF TRANSCEIVER	822-1044-003	23-12-79	COLLINS	3	C3	GROUP 6A
114.	VHF R/T	822-1044-020	23-12-79	COLLINS	3	C3	GROUP 6A
115.	VHF TRANSCEIVER	822-1044-120/121	23-12-79	COLLINS	3	C3	GROUP 6B
116.	ILS CONTROL UNIT	889-2323-007/004	34-36-15	SEXTANT	3	C3	GROUP 8A
117.	ADF CONTROL PANEL	889-2625-004	34-53-12	SEXTANT	3	C3	GROUP 8A
118.	VHF CONT. PANEL	899-2125-003/-004	23-11-01	SEXTANT	2	C3	GROUP 6A
119.	VOR/DME CONTROL PANEL	899-2223-004	34-36-15	SEXTANT	2	C3	GROUP 8A



## CAPABILITY LIST

AIESL CAP/01

ELECTRONICS OVERHAUL DIVISION

Part 5

Section 5.1

Issue 2

Rev 0

Dec 2020

SR. NO.	NOMENCLATURE	PART NUMBER	ATA CODE	VENDOR	LEVEL OF MAINT.	RATING	AIRCRAFT
120.	AIR SHOW DIU	910030-5067 / 5067A / 5121	23-XX-XX	ASINC	3	C3	GROUP 21
121.	HEADSET & MIC ASSY	91-23-06772	23-51-31	HOLMBERG	3	C3	GROUP 1A
122.	AIR SHOW CONTROL UNIT	913004	23-XX-XX	ASINC	3	C3	GROUP 21
123.	REMOTE MIC	93A055-60	23-70-01	LORAL	3	C3	GROUP 3
124.	CVR	93-A100-30/80	23-70-01	LORAL	3	C3	GROUP 1A
125.	CVR CONTROL PANEL	93A151-20	23-70-01	LORAL	3	C3	GROUP 3
126.	LRRA RT	9599-607-14901	34-42-34	SEXTANT	3	C3	GROUP 14A
127.	LRRA RT	9599-607-14937	34-42-35	SEXTANT	3	C3	GROUP 13
128.	LRRA RT	9599-607-14939	34-42-34	SEXTANT	3	C3	GROUP 14B
129.	ECAM SGU	9612670320	31-57-34	SEXTANT	2	C13	GROUP 17
130.	GPWC MARK III	965-0576-002	34-45-22	ALLIED SIGNAL	3	C3	GROUP 14A
131.	GPWC MK-V	965-0648-005 /008 /009	34-45-27	ALLIED SIGNAL	3	C3	GROUP 14B
132.	ANN/REPRODUCER	980-0800-033	23-32-07	STCI	3	C3	GROUP 3
133.	ANNT.CONT. PANEL	980-4500-003	23-30-16	STCI	3	C3	GROUP 1A
134.	CAM802 ATTN CONT UNIT	980-4595-XXX	23-32-06	STCI	3	C3	GROUP 1B



## CAPABILITY LIST

AIESL CAP/01

ELECTRONICS OVERHAUL DIVISION

Part 5


Section 5.1

Issue 2

Rev 0

Dec 2020

SR. NO.	NOMENCLATURE	PART NUMBER	ATA CODE	VENDOR	LEVEL OF MAINT.	RATING	AIRCRAFT
135.	SSCVR ( 2 HRS)	980-6022-001	23-70-44	ALLIED SIGNAL	2	C3	GROUP 1B
136.	REMOTE MIC	980-6115-XXX	23-70-43	ALLIED SIGNAL	3	C3	GROUP 1B
137.	MICROPHONE MONITOR	980-6117-XXX	23-70-43	ALLIED SIGNAL	3	C3	GROUP 1B
138.	AUDIO HAILER	A12SA	23-XX-XX	FEDERAL SIG	3	C3	GROUP 1A,3
139.	AIRBUS RADOME,CLASS B	A9232024200012 /00010	53-53-11	AIRBUS IND.	1	C20	GROUP 11A
140.	AIRBUS RADOME,CLASS C	A92332024200010 /00011	53-53-11	AIRBUS IND.	1	C20	GROUP 11A
141.	CALL SYSTEM JN. BOX	A92591786-XXX-XX-XX	23-XX-XX	AIRBUS IND.	2	C3	GROUP 3
142.	CALL SYSTEM JN. BOX	A92591787-XXX-XX-XX	23-XX-XX	AIRBUS IND.	2	C3	GROUP 3
143.	CALL SYSTEM JN.BOX	A92591788-XXX-XX-XX	23-XX-XX	AIRBUS IND.	2	C3	GROUP 3
144.	HANDSET RECEPTACLE	A92591958XXX	23-43-04	AIRBUS	3	C3	GROUP 3
145.	HANDSET RECEPTACLE	A92591961XXX	23-43-04	AIRBUS	3	C3	GROUP 3
146.	HANDSET RECEPTACLE	A92591962XXX	23-43-04	AIRBUS	3	C3	GROUP 3
147.	HANDSET RECEPTACLE	A925920860XXX	23-43-04	AIRBUS	3	C3	GROUP 3
148.	HEADSET & MIC ASSY.	AST2112ABC	23-XX-XX	ASTROLITE	3	C3	GROUP 2
149.	SELCAL/MKR CONT.PNL	BC 2065C	23-22-12	TEAM	3	C3	GROUP 8A

	<b>CAPABILITY LIST</b>				AIESL CAP/01		
	ELECTRONICS OVERHAUL DIVISION				Part 5		Section 5.1
					Issue 2	Rev 0	Dec 2020

SR. NO.	NOMENCLATURE	PART NUMBER	ATA CODE	VENDOR	LEVEL OF MAINT.	RATING	AIRCRAFT
150.	AUDIO SELECT PANEL	CP2426 FA/FB	23-51-12	TEAM	3	C3	GROUP 3
151.	RF COAXIAL SWITCH	D2-723Q001	34-XX-XX	DYNATECH	1	C3	GROUP 8B
152.	RF COAXIAL SWITCH	D2-729B00X	34-XX-XX	DYNATECH	1	C3	GROUP 8B
153.	MICRRPHONE ASSY.	DDT1/P1291	23-XX-XX	LEM	3	C3	GROUP 3
154.	MARKER BEACON ANTENNA	DM N27-X	34-30-01	DM	1	C3	GROUP 7,8A,8B
155.	L BAND ANTENNA	DM1601354-001	34-50-08	DM	1	C3	GROUP 14A,14B
156.	VHF ANTENNA	DMC50-1/-17	23-10-03	DM	1	C3	GROUP 6A
157.	GS ANTENNA	DMN 25-X	34-30-03	DM	1	C3	GROUP 8A
158.	LOCALISER ANTENNA	DMN 4-26	34-30-02	DM	1	C3	GROUP 8A
159.	VOR ANTENNA	DMN36-4	34-55-11	DM	1	C3	GROUP 24
160.	INTERPHONE AMPLIFIER	EIA 1533 C	23-51-11	TEAM	3	C3	GROUP 3
161.	INTPH. AMPLIFIER	EIA1533E	23-51-19	TEAM	3	C3	GROUP 3
162.	HF CONTROL PANEL	G6201	23-11-02	GABLES	3	C3	GROUP 6A
163.	TCAS CONTROL PANEL	G6992-03	34-50-22	GABLES	3	C3	GROUP 19
164.	TCAS CONTROL PANEL	G6992-23	34-50-22	GABLES	3	C3	GROUP 19



## CAPABILITY LIST

AIESL CAP/01

ELECTRONICS OVERHAUL DIVISION

Part 5

Section 5.1

Issue 2

Rev 0

Dec 2020

SR. NO.	NOMENCLATURE	PART NUMBER	ATA CODE	VENDOR	LEVEL OF MAINT.	RATING	AIRCRAFT
165.	MODE `S` ATC/TCAS C.P.	G6992-34	34-50-22	GABLES	3	C3	GROUP 19
166.	SELCAL DECODER	NA138-714B	23-20-02	MOTOROLA	3	C3	GROUP 6B
167.	EMERGENCY LOCATOR TX.	P3-03-0017-101 /102	25-60-06	DME CORPN	1	C6	GROUP 6A,6B
168.	COCKPIT AMSPEAKER	RD-AM8304	23-50-01	MATSUSHITA	3	C3	GROUP 1B
169.	DIGITAL PCU	RD-AX 6617/18	23-34-83	MATSUSHITA	3	C3	GROUP 3
170.	AUDIO HAILER	S-168 MA	23-15-17	AUDIO EQPT	3	C3	GROUP 1,22
171.	LOCALISER ANTENNA	S65-147-3	34-XX-XX	SENSOR	1	C3	GROUP 8B
172.	VOR ANTENNA	S65-247-10	34-XX-XX	SENSOR	1	C3	GROUP 8B
173.	ATC/DME ANTENNA	S65-5366-7L	34-XX-XX	SENSOR	1	C3	GROUP 14A
174.	VHF ANTENNA	S65-8262-2	23-XX-XX	SENSOR	1	C3	GROUP 6B
175.	LRRA ANTENNA	S67-2002-18	34-XX-XX	SENSOR	1	C3	GROUP 14B
176.	SELCAL DECODER	SC2253A	23-22-34	TEAM	3	C3	GROUP 6A
177.	G/S POWER DIVIDER	SSPD-332/332-1	34-XX-XX	SENSOR	1	C3	GROUP 8B
178.	G/S POWER DIVIDER	SSPD-332-2	34-XX-XX	SENSOR	1	C3	GROUP 8B
179.	G/S POWER DIVIDER	SSPD-332-3	34-XX-XX	SENSOR	1	C3	GROUP 8B



## CAPABILITY LIST

AIESL CAP/01

ELECTRONICS OVERHAUL DIVISION

Part 5

Section 5.1

Issue 2

Rev 0

Dec 2020

SR. NO.	NOMENCLATURE	PART NUMBER	ATA CODE	VENDOR	LEVEL OF MAINT.	RATING	AIRCRAFT
180.	MODE'S TRANSPONDER	066-01127-1201	34-54-36	ALLIED SIGNAL	2	C3	GROUP 19
181.	TCAS COMPUTER	066-50000-1108 /-2120	34-54-01	ALLIED SIGNAL	2	C3	GROUP 19
182.	HF TRANSCEIVER	822-0330-001	23-10-90	COLLINS	3	C3	GROUP 6B
183.	DME TRANSPONDER	822-0329-001	34-52-90	COLLINS	3	C3	GROUP 14B
184.	ILS RECEIVER	822-0298-001	34-36-90	COLLINS	3	C3	GROUP 8B
185.	G/PATH ANTENNA	S41422	34-31-51	SENSOR	1	C3	GROUP 8B
186.	DIGITAL PCU	171939-01-02	23-34-72	THALES AVIONICS	3	C3	GROUP 20
187.	PCU (DIGITAL TYPE)	RD-AX6665J1/6666J1	23-34-28	MATSUSHITA AVIONICS SYSTEMS.	3	C3	GROUP 3
188.	DIGITAL PCU	171180-XX	23-31-43	THALES AVIONICS	3	C3	GROUP 3
189.	SOLID STATE AUDIO REPRODUCER UNIT	30571004-502	44-20-15	TEAC AEROSPACE TECHNOLOGIES,USA	2	C3	GROUP 1B,3
190.	PASSENGER ADDRESS & CABIN INTERPHONE CONTROLLER CONTROL UNIT (PA CIC)	285W0026-2	23-39-03	BAE SYSTEMS	2	C3	GROUP 29
191.	AUDIO CONTROL PANEL	5145-1-42	23-50-38	AVTECH	2	C3	GROUP 22
192.	AUDIO CONTROL PANEL	5145-1-66	23-50-38	AVTECH	2	C3	GROUP 22



## CAPABILITY LIST

AIESL CAP/01

ELECTRONICS OVERHAUL DIVISION

Part 5

Section 5.1

Issue 2

Rev 0

Dec 2020

SR. NO.	NOMENCLATURE	PART NUMBER	ATA CODE	VENDOR	LEVEL OF MAINT.	RATING	AIRCRAFT
193.	AUDIO CONTROL PANEL	5145-1-77	23-50-74	AVTECH	2	C3	GROUP 22
194.	REMOTE ELECTRONICS UNIT	5340-1-1	23-50-84	AVTECH	2	C3	GROUP 22
195.	ADF CONTROL PANEL	G7403-03	34-50-53	GABLES	2	C3	GROUP 24
196.	MMR CONTROL PANEL	G7501-01	34-50-95	GABLES	2	C3	GROUP 24
197.	RADIO TUNING PANEL	G7404-124	23-10-37	GABLES	2	C3	GROUP 23
198.	PASSENGER CONTROL UNIT	RDKA 8503-03	44-24-07	PANASONIC	2	C6	GROUP 26
199.	PASSENGER CONTROL UNIT	RDAX 6739-01,6740-01	23-35-71	PANASONIC	2	C3	GROUP 26
200.	FLAP/SLAT ELECTRONICS UNIT (FSEU)	285W0023-2/-3	27-59-01	BAE SYSTEMS	2	C8	GROUP 29
201.	SATTELITE DATA UNIT(SDU)	7516118-27010	23-20-26	HONEYWELL	2	C3	GROUP 25
202.	HIGH POWER AMPLIFIER (HPA)	7516250-20050	23-20-03	HONEYWELL	2	C3	GROUP 25
203.	RADIO FREQUENCY UNIT INTERFACE ADPTER (RFUIA)	7516222-901	23-15-02	HONEYWELL	2	C3	GROUP 25
204.	EMERGENCY LOCATOR TRANSMITTER	SRB-10/11	25-60-07	DME CORP.	2	C6	GROUP 23
205.	ICMT	177792-803	44-21-27	THALES	2	C6	GROUP 26
206.	SVDU(8.9")	177788-205	44-21-30	THALES	2	C6	GROUP 26





## CAPABILITY LIST

AIESL CAP/01

ELECTRONICS OVERHAUL DIVISION

Part 5

Section 5.1

Issue 2

Rev 0

Dec 2020

SR. NO.	NOMENCLATURE	PART NUMBER	ATA CODE	VENDOR	LEVEL OF MAINT.	RATING	AIRCRAFT
207.	SVDU(10.6")	177792-205	44-21-27	THALES	2	C6	GROUP 26
208.	SVDU(15.4")	178840-301	44-21-72	THALES	2	C6	GROUP 26
209.	SVDU(10.6")	180199-202	44-22-39	THALES	2	C6	GROUP 26
210.	TPCU(747)	179650-A01	44-22-53	THALES	2	C6	GROUP 26
211.	TPCU(747)	179649-A01	44-22-55	THALES	2	C6	GROUP 26
212.	TPCU-K (777)	178991-D01	44-21-55	THALES	2	C6	GROUP 26
213.	TPCU-B (777)	179118-B01	44-22-14	THALES	2	C6	GROUP 26
214.	ADF	066-50014-0101	34-53-33	HONEYWELL	2	C3	GROUP 24
215.	VOR	066-50012-0101	34-55-33	HONEYWELL	2	C3	GROUP 24
216.	MMR	066-50029-1201	34-55-51	HONEYWELL	2	C3	GROUP 24
217.	DME	066-50013-0101	34-51-35	HONEYWELL	2	C3	GROUP 24
218.	LRRA	066-50007-0111	34-42-35	HONEYWELL	2	C3	GROUP 24
219.	LRRA	066-50007-0101	34-42-35	HONEYWELL	2	C3	GROUP 24
220.	VHF R/T	064-50000-2000	23-20-36	HONEYWELL	2	C3	GROUP 23
221.	VHF R/T	064-50000-0110	23-20-36	HONEYWELL	2	C3	GROUP 23
222.	AVC	177716-103	44-20-26	THALES	2	C6	GROUP 27



## CAPABILITY LIST

AIESL CAP/01

ELECTRONICS OVERHAUL DIVISION

Part 5

Section 5.1

Issue 2

Rev 0

Dec 2020

SR. NO.	NOMENCLATURE	PART NUMBER	ATA CODE	VENDOR	LEVEL OF MAINT.	RATING	AIRCRAFT
223.	AVCD	179029-101	44-21-52	THALES	2	C6	GROUP 27
224.	ESUG	178568-102	44-21-43	THALES	2	C6	GROUP 27
225.	ESUG	178568-101	44-21-43	THALES	2	C6	GROUP 27
226.	DSU-D2	177892-102	44-20-35	THALES	2	C6	GROUP 27
227.	DSU-AM	177900-103	44-20-29	THALES	2	C6	GROUP 27
228.	ADBG	180424-102	44-22-44	THALES	2	C6	GROUP 27
229.	ADB	177730-106	44-21-51	THALES	2	C6	GROUP 27
230.	SEB	177745-106	44-21-42	THALES	2	C6	GROUP 27
231.	QSEB	178861-101	44-21-56	THALES	2	C6	GROUP 27
232.	TU	177832-101	44 -20-30	THALES	2	C6	GROUP 27
233.	W/R TRANSCEIVER	066-50008-0408/-409	34-41-36	HONEYWELL	2	C3	GROUP 31
234.	W/R TRANSCEIVER	066-50008-0406	34-41-36	HONEYWELL	2	C3	GROUP 31
235.	W/R ANTENNA	2041444-0401/-0402/-0404	34-41-11	HONEYWELL	2	C3	GROUP 31
236.	W/R CONTROL PANEL	2041223-3135	34-41-12	HONEYWELL	2	C3	GROUP 31
237.	SSCVR	980-6022-001	23-70-44	HONEYWELL	2	C3	GROUP 1A,1B,23



## CAPABILITY LIST

AIESL CAP/01

ELECTRONICS OVERHAUL DIVISION

Part 5

Section 5.1

Issue 2

Rev 0

Dec 2020

SR. NO.	NOMENCLATURE	PART NUMBER	ATA CODE	VENDOR	LEVEL OF MAINT.	RATING	AIRCRAFT
238.	DUAL ATC CONTROL PANEL	071-01503-1601/2601	34-45-10	HONEYWELL	2	C3	GROUP 28
239.	DUAL ATC CONTROL PANEL	071-01503-2901	34-45-10	HONEYWELL	2	C3	GROUP 28
240.	TCAS PROCESSOR	940-0300-001	34-45-48	HONEYWELL	2	C3	GROUP 28
241.	MODE S TRANSPONDER	066-01127-1601/1602	34-54-36	HONEYWELL	2	C3	GROUP 28
242.	SOEU	285W0029-4	23-33-11	BAE SYSTEMS	2	C3	GROUP 29
243.	CAH	285W0024-10G/4A	23-42-01	BAE SYSTEMS	2	C3	GROUP 29
244.	WQSU	285W0514-1/-2	38-14-20	BAE SYSTEMS	2	C6	GROUP 29
245.	OPBC	285W0219-1,2,3	23-93-01	BAE SYSTEMS	2	C3	GROUP 29
246.	CCP	285W0863-1,4,5,7	23-39-50	BAE SYSTEMS	2	C3	GROUP 29
247.	FSEU	285A1200-1,1A,2	27-59-11	BAE SYSTEMS	2	C8	GROUP 29
248.	ELT	S1823502-03	25-63-01	KANNAD	2	C6	GROUP 6A,6B
249.	CRADLE	476W2220-XX	23-42-02	BAE SYSTEMS	2	C3	GROUP 22
250.	HAND MIKE	85-13-03417-01	23-51-40	HOLMCO	2	C3	GROUP 3
251.	HEAD SET	025-230-325	23-41-31	SENNHEISER	2	C3	GROUP 22
252.	MEGAPHONE	ACR/EM-1A	25-60-01	ACR ELECTRONICS	2	C6	GROUP 22



## CAPABILITY LIST

AIESL CAP/01

ELECTRONICS OVERHAUL DIVISION

Part 5

Section 5.1

Issue 2

Rev 0

Dec 2020

SR. NO.	NOMENCLATURE	PART NUMBER	ATA CODE	VENDOR	LEVEL OF MAINT.	RATING	AIRCRAFT
253.	VHF R/T	822-1047-002/003/030	23-12-90	COLLINS	2	C3	GROUP 6B
254.	ADF RECEIVER	822-0299-001	34-53-90	COLLINS	2	C3	GROUP 8B
255.	RADIO TUNING PANEL(RTP)	285W0114-1/2/3	23-12-04	BAE SYSTEMS	2	C3	GROUP 23
256.	HF TRANSCEIVER	964-0452-011	23-12-01	HONEYWELL	2	C3	GROUP 23
257.	VIDEO SEAT ELECTRONICS BOX	RD KA 3303-05	44-24-06	PAC	2	C6	GROUP 27
258.	EMMERGENCY LOCATOR TRANSMITTER ( ELT )	1152682-1/2	23-24-01	HONEYWELL	2	C3	GROUP 23
259.	VOR/MB RECEIVER (VOR 900)	822-0297-001	34-55-93	COLLINS	2	C3	GROUP 8B
260.	NAV CONTROL PANEL	G7500-03	34-50-57	GABLES	2	C3	GROUP 24
261.	WEATHER RADARCONTROLPANEL	G7407-02	34-40-02	GABLES	2	C3	GROUP 31
262.	VOR /MB REEIVER	066-50012-0212	34-55-34	HONEYWELL	2	C3	GROUP 24
263.	ADF RECEIVER	066-50014-0202	34-53-34	HONEYWELL	2	C3	GROUP 24
264.	MODE-S TRANSPONDER	066-01127-1101/1401/1402	34-54-36	HONEYWELL	2	C3	GROUP 19
265.	CABIN ATTENDANT HANDSET	285W0024-1B/11A	23-42-01	BAE SYS.	2	C3	GROUP 29
266.	HF ANTENNA COUPLER	964-0453-001/002/011	23-11-01	HONEYWELL	2	C3	GROUP 23
267.	VHF R/T	064-50000-2051	23-20-38	HONEYWELL	2	C3	GROUP 23



## CAPABILITY LIST

AIESL CAP/01

ELECTRONICS OVERHAUL DIVISION

Part 5


Section 5.1

Issue 2

Rev 0

Dec 2020

SR. NO.	NOMENCLATURE	PART NUMBER	ATA CODE	VENDOR	LEVEL OF MAINT.	RATING	AIRCRAFT
268.	SVDU	179036-201/-202/-203	44-21-79	THALES	2	C6	GROUP 26
269.	SVDU	178850-203/-204/-205/-212/-213	44-21-71	THALES	2	C6	GROUP 26
270.	ELT	453-5004	25-62-03	COBHAM	2	C6	GROUP 23
271.	BEAM STEERING UNIT	100-602199-002	23-10-05	CMC ELECTRONICS	2	C3	GROUP 25
272.	SELCAL DECODER	1200008-000	23-20-24	AVTECH	2	C3	GROUP 23
273.	PDCU	285W0259-1/-2/-3	23-93-03	BAE SYSTEMS	2	C3	GROUP 29
274.	CDSS CAMERA	8410B1-204-105	23-72-06	ROSEMOUNT AEROSPACE INC.	2	C3	GROUP 25
275.	SVDU	179290-202/-209	44-21-73	THALES	2	C6	GROUP 26
276.	EMERGENCY LOCATOR TX.	110-406 / B406-1	DOC NO. 570-1021 REV J DOC NO. 570-0004 REV C	ARTEX	2	C6	GROUP 6A,6B
277.	DME INTERROGATOR	066-50013-0202	34-51-36	HONEYWELL	2	C3	GROUP 24
278.	ZMU	285W0027-101/-102	23-39-04	BAE SYSTEMS	2	C3	GROUP 29
279.	DSU-D3	180717-101	44-25-75	THALES	2	C6	GROUP 36
280.	TPCU-K	181146-A01	44-23-22	THALES	2	C6	GROUP 36
281.	TPCU-B	181162-A01	44-23-25	THALES	2	C6	GROUP 36

	<b>CAPABILITY LIST</b>				AIESL CAP/01		
	ELECTRONICS OVERHAUL DIVISION				Part 5		Section 5.1
					Issue 2	Rev 0	Dec 2020

SR. NO.	NOMENCLATURE	PART NUMBER	ATA CODE	VENDOR	LEVEL OF MAINT.	RATING	AIRCRAFT
282.	ADB	177729-106	44-21-66	THALES	2	C6	GROUP 27
283.	ADB-GII	180761-101	44-23-06	THALES	2	C6	GROUP 36
284.	SVDU-IIIW-SB-10.6 in	180889-201	44-23-24	THALES	2	C6	GROUP 36
285.	SVDU-IIIW-15.4 in	180778-201	44-23-23	THALES	2	C6	GROUP 36
286.	SVDU-IIIW-IA-10.6 in	180773-201	44-25-03	THALES	2	C6	GROUP 36
287.	SVDU-IIIW-IA-12.1 in	180776-201	44-23-21	THALES	2	C6	GROUP 36
288.	SVDU-IA-10.6 in	180199-203/-208	44-22-39	THALES	2	C6	GROUP 26
289.	CDSS CONTROL PANEL	8431M1-12/-23	23-76-04	ROSEMOUNT	2	C3	GROUP 25
290.	CONTROL UNIT (WR)	2041220-3231	34-41-12	HONEYWELL	2	C3	GROUP 11
291.	SDB	180541-101/-102	44-23-02	THALES	2	C6	GROUP 36
292.	SDM	285W0025-2	23-31-06	BAE SYSTEMS	2	C3	GROUP 29
293.	SVDU	180888-901	44-23-27	THALES	2	C6	GROUP 36
294.	ELT	01N65920-XXX	25-60-14	ELTA	2	C3	GROUP 33



## CAPABILITY LIST

AIESL CAP/01

ELECTRONICS OVERHAUL DIVISION

Part 5

Section 5.1

Issue 2

Rev 3

Feb 2022

SR. NO.	NOMENCLATURE	PART NUMBER	ATA CODE	VENDOR	LEVEL OF MAINT.	RATING	AIRCRAFT
295.	HEADSET	026-35-999-3211	23-41-48	SENNHEISER	3	C3	GROUP 22
296.	UNDER WATER ACOUSTIC BEACON	DK120/-130/-140	23-70-44	SEACOM DUKANE	2	C3	GROUP 22
297.	MICROPHONE	903-1341/-1342	Doc. No. 531409 Rev D	ELECTRO-VOICE	3	C3	GROUP 22
298.	HEADSET	866-5014-101	23-50-06	TELEX	3	C3	GROUP 22
299.	SOLID STATE COCKPIT VOICE RECORDER	980-6032-003	23-70-49	HONEYWELL	2	C3	GROUP 22
300.	AUDIO CONTROL PANEL	5145-1-83	23-44-00	AVTECHTYEE	2	C3	GROUP 22
301.	AUDIO CONTROL PANEL	5145-1-88	23-44-02	AVTECHTYEE	2	C3	GROUP 22
302.	WR CP CP -1B	930-6101-001	34-41-79	HONEYWELL	2	C3	-
303.	WR CP CP -2B	930-6201-00X	34-41-83	HONEYWELL	2	C3	-
304.	SSCVR	980-6032-XXX	23-70-49	HONEYWELL	2	C3	GROUP 23
305.	AIM	1152780-1	23-24-05	HONEYWELL	2	C6	GROUP 23
306.	HF R/T	964-0452-042	23-12-01	HONEYWELL	2	C3	GROUP 23
307.	ELT	51090414-1	23-24-12	HONEYWELL	2	C3	GROUP 23
308.	WR CP-1A CONTROLLER	930-5101-001 930-5102-001	34-41-87	HONEYWELL	2	C3	GROUP 31



# **CAPABILITY LIST**

---

**Part 6**

**STANDARDS DIVISION & STORES INSPECTION**



	<b>CAPABILITY LIST</b>	AIESL CAP/01		
	STANDARDS ROOM AND STORES INSPECTION	Part 6		Section 6.1
		Issue 2	Rev 0	Dec 2020

## 6.1: STANDARDS ROOM AND STORES INSPECTION

### 6.1.1 ULTRASONIC TESTING

*Ultrasonic Testing carried out as per AMS-STD-2154:	RATING: D1
TECHNIQUES	APPLICATION
Flaw detection by pulse-echo, through transmission & immersion techniques.	All types of engines and aircraft.
Thickness measurement to detect loss of material due to corrosion.	
De-bonding/delamination inspection of composite materials, composite-to-metal, metal-to-metal using ultrasonic flaw detector, ultrasonic bond tester and tap tool.	

### 6.1.2 EDDY CURRENT TESTING

*Eddy current Testing carried out as per MIL-HDBK-728/1, MIL-HDBK-728/2, MIL-STD-1537/C.	RATING: D1
TECHNIQUES	APPLICATION
Flaw detection by High Frequency.	All types of engines and aircraft.
Conductivity Check.	To detect heat / fire damage on all aircraft skins and landing gear wheel hubs
Thickness measurement using Mini-test Instrument.	Measurement of non-conductive coating thickness (e.g. paint) on all aircraft skins.
Verification of Metal composition.	All types of engines and aircraft.

### 6.1.3 RADIOGRAPHIC TESTING

*Radiographic Testing carried out as per ASTM-E 1742M	RATING: D1
TECHNIQUES	APPLICATION
Flaw Detection.	All types of engines and aircraft.
Determination of water ingress in composite material.	All types of aircraft
Checking for correct assembly of component.	All types of engines and aircraft.
Carbon deposit, Erosion on metal surface (thickness measurement).	All types of engines and aircraft.

\*X-ray equipment: Maximum Range up to 300 kV at 5mA capacity.

	<b>CAPABILITY LIST</b>		AIESL CAP/01		
	STANDARDS ROOM AND STORES INSPECTION		Part 6		Section 6.1
			Issue 2	Rev 0	Dec 2020

#### 6.1.4 CHEMICAL ANALYSIS

TECHNIQUES	APPLICATION	RATING
Testing of Hydraulic fluids, Lubricants, Oils & Fuels.	All types of aircraft and engines. Checks: General Condition of fluids. Kinematic Viscosity (ASTM D445). Total Acid Number (ASTM D664). Water content (ASTM D6304). Foam Characteristics (ASTM D892). Flash Point (ASTM D92). Solid Particle Contamination (FED-STD-791). Neutralization (ASTM D974). Specific Gravity (ASTM D1298). Electrical Conductivity - Auto ranging conductivity meter in (micro mho/cm).	A1,B1, B3
Testing of aircraft upholstery and materials.	Flame Resistance Test as per FAR 25.853 VERTICAL TEST as per Appendix F, Part-I (a)(1)(ii) HORIZONTAL TEST as per Appendix F, Part-I (a)(1)(iv).	A1
Chemical Analysis	Detection test for Microbial growth in Aircraft turbine fuel. Copper Corrosion Test of Petroleum Solvents as per ASTM D 130 Silver Corrosion Test of Petroleum Solvents as per IP 227	-

#### 6.1.5: WEIGHING OF AIRCRAFT

TECHNIQUES	APPLICATION	RATING
Weighing of aircraft using load cells in conjunction with a Digital Indicator Instrument.	Each cell has a capacity of measuring 100,000 lbs.	A1



## CAPABILITY LIST

AIESL CAP/01

Part 6

Section 6.1

Issue 2

Rev 0

Dec 2020

### STANDARDS ROOM AND STORES INSPECTION

#### 6.1.6: CALIBRATION

TECHNIQUES	APPLICATION	RATING																																				
<p>Calibration of gauges/ measuring instruments &amp; special tools &amp; physical testing of materials (Hardness testing etc) as per work instructions derived from British Standards. Calibration done against standards traceable to National Standards.</p>	<p>External micrometer Internal / Stick micrometer Micrometer head Depth micrometer Imicro Bore gauge Vernier caliper Height gauge Dial gauge (Plunger type) Dial Test Indicator (Lever type) Bevel protractor Torque wrench Weighing balance Gram gauge Force gauge (Tension &amp; compression) Cable pull tester Spring balance Other misc. measuring instruments, weights.</p>	<p>A1, B1, B3</p>																																				
<p><b>CALIBRATION STANDARDS USED:</b></p> <table style="width: 100%; border: none;"> <tr> <td style="width: 33%;">Slip gauge</td> <td style="width: 33%;">: 0 - 100 mm/ 0 - 4 inches, minimum grade-2</td> <td style="width: 33%;">Caliper checker</td> <td style="width: 33%;">:0 - 24"</td> </tr> <tr> <td>Length bars</td> <td>: Various lengths up to 20 inches, grade-2</td> <td>Depth checker</td> <td>:0 - 12"</td> </tr> <tr> <td>Ring gauge</td> <td>: Range up to 5.0 inches</td> <td>Electronic dial tester</td> <td>:0 - 1"</td> </tr> <tr> <td>Surface plate</td> <td>: Granite, grade-AA Laboratory</td> <td>External micrometer checker</td> <td>:0 - 1"</td> </tr> <tr> <td>Dead weights</td> <td>: 1lb up to 600 lbs. Range; Gram weight: set of 1-100 grams.</td> <td></td> <td></td> </tr> <tr> <td>Torque wrench/meter tester</td> <td>: Up to 2000 ft.-lbs &amp; 2000 in. lbs</td> <td></td> <td></td> </tr> <tr> <td>Conventional Hardness testing</td> <td>: HRA, HRB, HRC, HV, HB.</td> <td></td> <td></td> </tr> <tr> <td>Superficial Hardness Testing using Ultrasonic method</td> <td>: HRB, HRC, HV, HB.</td> <td></td> <td></td> </tr> <tr> <td>Checking the luminance level of aircraft self-illuminating 'Exit' signs</td> <td>: By luminosity test using Spot Meter in micro Lambert.</td> <td></td> <td></td> </tr> </table>			Slip gauge	: 0 - 100 mm/ 0 - 4 inches, minimum grade-2	Caliper checker	:0 - 24"	Length bars	: Various lengths up to 20 inches, grade-2	Depth checker	:0 - 12"	Ring gauge	: Range up to 5.0 inches	Electronic dial tester	:0 - 1"	Surface plate	: Granite, grade-AA Laboratory	External micrometer checker	:0 - 1"	Dead weights	: 1lb up to 600 lbs. Range; Gram weight: set of 1-100 grams.			Torque wrench/meter tester	: Up to 2000 ft.-lbs & 2000 in. lbs			Conventional Hardness testing	: HRA, HRB, HRC, HV, HB.			Superficial Hardness Testing using Ultrasonic method	: HRB, HRC, HV, HB.			Checking the luminance level of aircraft self-illuminating 'Exit' signs	: By luminosity test using Spot Meter in micro Lambert.		
Slip gauge	: 0 - 100 mm/ 0 - 4 inches, minimum grade-2	Caliper checker	:0 - 24"																																			
Length bars	: Various lengths up to 20 inches, grade-2	Depth checker	:0 - 12"																																			
Ring gauge	: Range up to 5.0 inches	Electronic dial tester	:0 - 1"																																			
Surface plate	: Granite, grade-AA Laboratory	External micrometer checker	:0 - 1"																																			
Dead weights	: 1lb up to 600 lbs. Range; Gram weight: set of 1-100 grams.																																					
Torque wrench/meter tester	: Up to 2000 ft.-lbs & 2000 in. lbs																																					
Conventional Hardness testing	: HRA, HRB, HRC, HV, HB.																																					
Superficial Hardness Testing using Ultrasonic method	: HRB, HRC, HV, HB.																																					
Checking the luminance level of aircraft self-illuminating 'Exit' signs	: By luminosity test using Spot Meter in micro Lambert.																																					



## CAPABILITY LIST

AIESL CAP/01

Part 6

Section 6.1

STANDARDS ROOM AND STORES INSPECTION

Issue 2

Rev 0

Dec 2020

### 6.1.7: CALIBRATION OF ELECTRICAL, MECHANICAL, TEMPERATURE AND GAGES/EQUIPMENTS.

TECHNIQUES		APPLICATION				RATING
Calibration of electrical, mechanical, temperature and gages/equipment.		Calibration of electrical, mechanical, temperature and gages/equipment in CCF.				A1,B1,B3
CALIBRATION STANDARD USED						
S.No	DESCRIPTION	RANGE	RESOLUTION	ACCURACY	EQUIPMENT	
1	VOLTAGE	DC	0 to 329 mV 0 to 3.299999 V 0 to 32.99999 V 30V to 329.9999 V 100 V to 1000 V	0.1 $\mu$ V 1 $\mu$ V 10 $\mu$ V 100 $\mu$ V 1000 $\mu$ V	$\pm$ 12 ppm of setting	FLUKE 5520A/WAVETEK 9100/ DMM 3458A -8 1/2 Digit Fluke 5080
		AC	8 mV to 32.999 mV 33 mV to 329.0000 mV 0.33 mV to 3.299999 V 3.3 V to 32.99999 V 33 V to 329.9999 V 330 V to 1000 V	0.001 mV 1 $\mu$ V 10 $\mu$ V 100 $\mu$ V 1 mV 0.001 V		
2	CURRENT	DC	0.040 $\mu$ A to 3.29999 mA 0 to 32.9999 mA 0 to 329.999 mA 0 to 1.09999 A 1.1A to 2.99999 A 0 to 10.9999 A 11A to 20.5 A	0.01 mA 0.1 mA 1 mA 10 mA 10 mA 100 mA 0.0001 A	$\pm$ 100 ppm of setting	
		AC	30 to 329.99 $\mu$ A 0.33 to 3.2999 mA 3.3 to 32.999 mA 33 to 329.99 mA 0.33 to 2.99999 A 3 to 20.5 A	0.01 $\mu$ A 0.01 $\mu$ A 0.1 $\mu$ A 1 $\mu$ A 10 $\mu$ A 100 $\mu$ A		



## CAPABILITY LIST

AIESL CAP/01

Part 6

Section 6.1

STANDARDS ROOM AND STORES INSPECTION

Issue 2

Rev 0

Dec 2020

S.No	DESCRIPTION		RANGE	RESOLUTION	ACCURACY	EQUIPMENT
3	RESISTANCE	LOW HIGH	100 $\mu\Omega$ to 50m $\Omega$ 1K $\Omega$ to 1 T $\Omega$	Fixed	$\pm 0.1\%$ $\pm .1\%$ to $\pm .2\%$	C2047 DECADE BOX RH9A/ 4721 DECADE BOX
4	ANGLE	SYN/RES SIMULATOR	0 to 359.999 $^\circ$	0.001 $^\circ$	$\pm 0.0005556^\circ$	NORTH ATLANTIC 530- S844
5	FREQUENCY	UNIVERSAL COUNTER	1 Hz to 225MHz	1mHz to 100 Hz	25PPM	AGILENT 53131A
6	TEMPERATURE	J TYPE & K TYPE	-199 $^\circ$ C to 1365 $^\circ$ C	0.1 $^\circ$ C	$\pm 0.14^\circ$ C of setting	WAVE TEK 9100/FLUKE 5520A
7	PRESSURE	VACUUM	0 to -30 in Hg	0.001 in Hg	0.002 in Hg	LAVERSAB 6400A
		HYDRAULIC	0 to 500 PSI	0.01 PSI	0 - 20% of FS $\pm 0.02\%$ of FS	CRYSTAL DIGITAL PR. GAUGE/ ADARSH/HEISE
			0 to 5000 PSI	0.1 PSI	20 - 100% of FS $\pm 0.1\%$ of reading	
		0 - 10000 PSI	0.1 psi	$\pm 0.1\%$ of reading	ADARSH DIGITAL	
8	TEMPERATURE	DIG. TEMPERATURE IND/SPRT	-40 $^\circ$ C to 300 $^\circ$ C	0.001 $^\circ$ C	$\pm 0.7^\circ$ C	FLUKE 1524/5627A
S.No	DESCRIPTION		EQUIPMENT			
9	TYRE INFLATION TOOL	EQUIPMENT SERVICEABILITY, CALIBRATION CHECK AND REPAIR OF TYRE INFLATION TOOL USED ON BOEING 737, 747,777,787.			EQPT No.: 787 (Locally Fabricated)	
10	STRUT INFLATION TOOL	EQUIPMENT SERVICEABILITY, CALIBRATION CHECK AND REPAIR OF STRUT INFLATION TOOL USED ON BOEING 737, 747,777,787.			EQPT No.: 528 (Locally Fabricated)	
11	CABLE TENSIONOMETER	EQUIPMENT SERVICEABILITY CHECK OF CABLE TENSIONOMETER USED ON BOEING 737, 747,777,787.			EQPT No.: 722 (Locally Fabricated)	
12	AIR PR. REGULATORS	EQUIPMENT SERVICEABILITY, CALIBRATION CHECK AND REPAIR OF MK V, TESCOM PRESSURE REGULATORS.			EQPT No.: 528 (Locally Fabricated)	
13	MISCELLANIOUS EQPTS	EQUIPMENT SERVICEABILITY CHECK AND MINOR REPAIR OF TORQUE WRENCHES, DIAL GAUGE, ETC.			-	



# **CAPABILITY LIST**

---

**Part 7**

**BOEING B737-800 CAPABILITES**



**CAPABILITY LIST**

AIESL CAP/01

BOEING 737-800 CAPABILITIES

Part 7

Section 7.1


Issue 2

Rev 2

Apr 2021

**7.1 GENERAL DESCRIPTION OF BOEING 737-800 CAPABILITIES**

<b>CLASS</b>	<b>RATING</b>	<b>DETAILS</b>	
AIRCRAFT	<b>A1</b>	<b>AIRCRAFT ABOVE 5700 Kg</b>	As described in AIESL MOE Part 1, Section 1.9.
COMPONENTS OTHER THAN COMPLETE ENGINE & APU	<b>C14 &amp; C15</b>	<b>COMPONENTS AS DESCRIBED IN THE APPROVED CAPABILITY LIST</b>	As per the Section 7.3 and 7.4 of AIESL Capability List (CAP/01)
Specialized Services	<b>D1 - NDT</b>	<b><i>Eddy Current Inspection</i></b>	In accordance with ASNT guidelines published in SNT-TC-1A (2001) and DGCA document CAR, Section 2, Series L, Part XIV.
		<b><i>Fluorescent Particle Inspection</i></b>	In accordance with ASNT guidelines published in SNT-TC-1A (2001) and DGCA document CAR, Section 2, Series L, Part XIV.
		<b><i>Magnetic Particle Inspection</i></b>	In accordance with ASNT guidelines published in SNT-TC-1A (2001) and DGCA document CAR, Section 2, Series L, Part XIV.

	CAPABILITY LIST		AIESL CAP/01		
	BOEING 737-800 CAPABILITIES		Part 7		Section 7.2
			Issue 2	Rev 2	Apr 2021

**Refer MOE section 1.**





**CAPABILITY LIST**

**BOEING 737-800 CAPABILITIES**

AIESL CAP/01

Part 7

Section 7.3

Issue 2

Rev 0

Dec 2020

**7.3 COMPONENT OVERHAUL SHOP: THIRUVANANTHAPURAM**

**RATING: C14: LANDING GEAR**

S/N	Nomenclature	Part Number	ATA / CMM Reference	MANUFACTURER / VENDOR	Level of Maintenance	REMARKS
01	BOEING 737-800 MAIN WHEEL	277A6000-204			3	
02	BOEING 737-800 NOSE WHEEL	277A6000-453			3	
03	BOEING 737-800 BRAKE SYSTEMS	2612312-1			3	

SR. NO.	NOMENCLATURE	PART NUMBER	ATA CODE	VENDOR	LOM	RATING	REMARKS
1	AIRCRAFT BATTERY	024147-000	24-31-07	SAFT AMERICA INC.	3	C5	GROUP 21E
2	AIRCRAFT BATTERY	2758	24-38-51	SAFT AMERICA INC.	3	C5	GROUP 21E



## CAPABILITY LIST

AIESL CAP/01

Part 7

Section 7.4

### BOEING 777-200/300 CAPABILITIES

Issue 2

Rev 0

Dec 2020

#### 7.4 OXYGEN SHOP: THIRUVANATHAPURAM

##### RATING: C15:

S/N	Nomenclature	Part Number	ATA / CMM Reference	MANUFACTURER / VENDOR	Level of Maintenance	REMARKS
01	MAIN OXYGEN BOTTLES	B 42365-1 801307-00			3	
02	PORTABLE OXYGEN BOTTLES	3553 5500 9700 series			3	



# **CAPABILITY LIST**

---

**Part 8**

**WESTERN REGION - NAGPUR BASE CAPABILITIES**



## CAPABILITY LIST

COMPONENTS OVERHAUL DIVISION, NAGPUR

AIESL CAP/01

Part 8

Section 8.1

Issue 2

Rev 3

Feb 2022

### 8.1 CABIN SAFETY AND EMERGENCY SURVIVAL SHOP :

S/N	Nomenclature	Part Number	ATA / CMM Reference	MANUFACTURER / VENDOR	Level of Maintenance	Rating	REMARKS
01	NO. 1 SLIDE RAFT ASSY.	62771-XXX	25-61-31 / P12051/61	AIR CRUISERS	3	C6	GROUP 10F
02	NO. 3 SLIDE RAFT ASSY.	62773-XXX	25-61-33 / P12053/63	AIR CRUISERS	3	C6	GROUP 10F
03	NO. 4 SLIDE RAFT ASSY.	63604-XXX	25-61-35 / P12105/06	AIR CRUISERS	3	C6	GROUP 10F
04	NO. 2 SLIDE RAFT ASSY.	65342-XXX	25-61-41 / P12288/89	AIR CRUISERS	3	C6	GROUP 10F
05	NO. 4 & 5 SLIDE RAFT ASSY.	65344-XXX	25-61-40 / P12237/38	AIR CRUISERS	3	C6	GROUP 10F
06	LIFE VEST	63600-XXX	25-64-02 / P12198	AIR CRUISERS	2	C6	GROUP 10F
07	LIFE RAFT ASSY	64356-XXX	25-62-15	AIR CRUISERS/ ZODIAC AERO EVACUATION SYSTEMS	3	C6	GROUP 10
08	EMERGENCY EVACUATION SLIDE ASSY	5A3307-XXX	25-60-37	GOODRICH CORPORATION	3	C6	GROUP 10 E



## CAPABILITY LIST

AIESL CAP/01

COMPONENTS OVERHAUL DIVISION, NAGPUR

Part 8

Section 8.2

Issue 2

Rev 3

Feb 2022

### 8.2 OXYGEN SHOP :

S/N	Nomenclature	Part Number	ATA / CMM Reference	MANUFACTURER / VENDOR	Level of Maintenance	RATING	REMARKS
01	PORTABLE OXYGEN BOTTLE ASSY. (EXCEPT REGULATOR)	3553*SERIES	35-35-53	AVOX SYSTEMS INC.	3	C15	GROUP 11
02	MAIN OXYGEN CYLINDER ASSY.	804044-XX	35-20-44	AVOX SYSTEMS INC	3	C15	GROUP 11
03	MAIN OXYGEN BOTTLE ASSY. (EXCEPT REGULATOR)	801307-XXX	35-23-07	AVOX SYSTEMS INC.	3	C15	GROUP 11
04	MAIN OXYGEN BOTTLE ASSY. (EXCEPT REGULATOR)	B42365-XXX	35-22-02	CARLETON TECH.	3	C15	GROUP 11
05	PORTABLE OXYGEN BOTTLE ASSY. (EXCEPT REGULATOR)	5500*SERIES	35-32-18	AVOX SYSTEMS INC.	3	C15	GROUP 11
06	PORTABLE OXYGEN BOTTLE ASSY. (EXCEPT REGULATOR)	9700* SERIES	35-31-55	AVOX SYSTEMS INC.	3	C15	GROUP 11
07	MAIN OXYGEN BOTTLE ASSY. (EXCEPT REGULATOR)	806835-01	35-18-35	AVOX SYSTEMS INC.	3	C15	GROUP 11

Note :- Item 1 to 7- For Main oxygen cylinder assy and Portable O2 bottle sub assy. regulator will be overhauled at Mumbai base.



## CAPABILITY LIST

AIESL CAP/01

COMPONENTS OVERHAUL DIVISION, NAGPUR

Part 8

Section 8.3

Issue 2

Rev 3

Feb 2022

### 8.3 COMPONENTS OVERHAUL DIVISION, NAGPUR – GENERAL PROCESSES

S/N	Nomenclature	Part Number	ATA / CMM Reference	MANUFACTURER / VENDOR	Level of Maintenance	RATING	REMARKS
1	SEWING OF AIRCRAFT SEAT CUSHION COVER, AIRCRAFT CURTAINS, AIRCRAFT SOUND PROOFING, ZIPPER PANELS, CARPET & INSULATION BLANKET- BOEING B777-200LR/300ER(GE90), B737-700/800/900(CFM56), B787-8(GENX)	NOT APPLICABLE	AS PER SAMPLE TO MEET FAR 25.853a REQUIREMENTS, APPLICABLE CMM, AMM, BAC 5437	BOEING	2	C6	GROUP 10
2	CHARGING OF OXYGEN CYLINDERS- BOEING B777-200LR/300ER(GE90), B737-700/800/900(CFM56), B787-8(GENX)	NOT APPLICABLE	35-23-07, 35-22-02, 35-35-53, 35-32-18, 35-31-55, 35-20-44, 35-22-06, 35-38-68, 35-18-35.	AVOX SYSTEM INC., CARLETON TECH, B/E AEROSPACE	2	C15	GROUP 11
3	HYDROSTATIC STRESS TESTING OF COMPRESSED GAS CYLINDER- BOEING B777-200LR/300ER(GE90), B737-700/800/900(CFM56).	NOT APPLICABLE	HANDBOOK OF COMPRESSED GASES ASSOCIATION. CODE OF FEDERAL REGULATIONS -- TITLE 49 CFR 173.34, APPLICABLE CMM	AVOX SYSTEM INC., CARLETON TECH.	1	C15	GROUP 11
4	WEIGHT CHECK OF FIRE EXTINGUISHER BOTTLE- BOEING B777-200LR/300ER(GE90), B737-700/800/900(CFM56).	NOT APPLICABLE	26-21-63, 26-22-30, 26-25-04, 26-21-44, 26-21-45, 26-21-53, 26-21-54, 26-22-50, 26-23-43, 26-21-39, 26-20-20, 26-22-21, 26-22-22, 26-22-25, 26-22-28, 26-22-52	KIDDIE AEROSPACE & DEFENCE, PACIFIC SCIENTIFIC	1	C18	GROUP 11
5	REPAIR OF COMPOSITE MATERIAL STRUCTURE & COMPONENTS - BOEING B777-200LR/300ER(GE90), B737-700/800/900(CFM56), B787-8(GENX)	NOT APPLICABLE	777-200LR SRM, 777-300ER SRM, 737-800 SRM, 787-8 SRM, Boeing SOPM, 777 CMM, 737 CMM, 787 CMM	BOEING	2	C20	GROUP 03
6	STRUCTURAL REPAIR AND MODIFICATION ON AIRCRAFT & IT'S COMPONENTS INCLUDING EDDY CURRENT INSPECTION- BOEING B777-200LR/300ER(GE90), B737-700/800/900(CFM56), B787-8(GENX)	NOT APPLICABLE	777-200LR SRM, 777-300ER SRM, 737-800 SRM, 787-8 SRM, Boeing SOPM, 777 CMM, 737 CMM, 787 CMM, 777 NTM, 737 NTM, 787	BOEING	2	C20	GROUP 07



## CAPABILITY LIST

AIESL CAP/01

COMPONENTS OVERHAUL DIVISION, NAGPUR

Part 8

Section 8.3

Issue 2

Rev 3

Feb 2022

S/N	Nomenclature	Part Number	ATA / CMM Reference	MANUFACTURER / VENDOR	Level of Maintenance	RATING	REMARKS
			NTM, 777 AMM, 737 AMM, 787 AMM				
7	FLOOR PANEL , CEILING PANEL, SIDEWALL AND DECOMPRESSION PANEL - FABRICATION AND REPAIR- BOEING B777-200LR/300ER(GE90), B737-700/800/900(CFM56), B787-8(GENX)	NOT APPLICABLE	777-200LR SRM, 777-300ER SRM, 737-800 SRM, 787-8 SRM, Boeing SOPM, 777 CMM,737 CMM,787 CMM, 777 AMM,737 AMM,787 AMM	BOEING	2	C20	GROUP 07
8	COLD WORKING OF FASTENER HOLES ON AIRCRAFT AND IT'S COMPONENTS- BOEING B777-200LR/300ER(GE90), B737-700/800/900(CFM56), B787-8(GENX)	NOT APPLICABLE	777-200LR SRM, 777-300ER SRM, 737-800 SRM, 787-8 SRM, Boeing SOPM, 777 CMM, 737 CMM, 787 CMM	BOEING	2	C20	GROUP 07
9	HEAT TREATMENT OF ALUMINIUM ALLOYS, CORROSION RESISTANT STEEL, TITANIUM ALLOYS AND ALLOY STEELS- BOEING B777-200LR/300ER(GE90), B737-700/800/900(CFM56), B787-8(GENX)	NOT APPLICABLE	777-200LR SRM, 777-300ER SRM, 737-800 SRM, 787-8 SRM, Boeing SOPM, 777 CMM, 737 CMM, 787 CMM, BAC5602– Heat Treatment of Aluminium Alloys, BAC5613 – Heat Treatment of Titanium and Titanium Alloys, BAC5616 – Heat Treatment of Nickel Base and Cobalt–Base Alloy, BAC5617 – Heat Treatment of Alloy Steels, BAC5619 – Heat Treatment of Corrosion Resistant Steel, BAC5650 – Hardness Testing	BOEING	2	C20	GROUP 07
10	WELDING OF METALS - GROUP I, V, VI and VII- BOEING B777-200LR/300ER(GE90), B737-700/800/900(CFM56), B787-8(GENX)	NOT APPLICABLE	Boeing SOPM, BAC5975- FUSION WELDING OF METALS, IS: 5922-1970- QUALIFYING TESTS FOR WELDERS ENGAGED IN AIRCRAFT WELDING	BOEING	2	C20	GROUP 07



## CAPABILITY LIST

AIESL CAP/01

COMPONENTS OVERHAUL DIVISION, NAGPUR

Part 8

Section 8.3

Issue 2

Rev 3

Feb 2022

S/N	Nomenclature	Part Number	ATA / CMM Reference	MANUFACTURER / VENDOR	Level of Maintenance	RATING	REMARKS
11	REPAIR OF COMPOSITE MATERIAL STRUCTURE & COMPONENTS - AIRBUS A319/ A320/ A321 (CFM56-5B), A320 (V2500 SERIES)	NOT APPLICABLE	A320 SRM, A319 SRM, A321 SRM, A320 FAMILY NTM, PMS, A320 FAMILY CMMM	AIRBUS	2	C20	GROUP 03
12	STRUCTURAL REPAIR AND MODIFICATION ON AIRCRAFT & IT'S COMPONENTS INCLUDING EDDY CURRENT INSPECTION - AIRBUS A319/ A320/ A321 (CFM56-5B), A320 (V2500 SERIES)	NOT APPLICABLE	A320 SRM, A319 SRM, A321 SRM, A320 FAMILY NTM, PMS, A320 FAMILY AMM, A320 FAMILY CMMM	AIRBUS	2	C20	GROUP 07
13	FLOOR PANEL, CEILING PANEL, SIDEWALL AND DECOMPRESSION PANEL - FABRICATION AND REPAIR - AIRBUS A319/ A320/ A321 (CFM56-5B), A320 (V2500 SERIES)	NOT APPLICABLE	A320 SRM, A319 SRM, A321 SRM, A320 FAMILY NTM, PMS, A320 FAMILY AMM, A320 FAMILY CMMM	AIRBUS	2	C20	GROUP 07
14	COLD WORKING OF FASTENER HOLES ON AIRCRAFT AND IT'S COMPONENTS - AIRBUS A319/ A320/ A321 (CFM56-5B), A320 (V2500 SERIES)	NOT APPLICABLE	A320 SRM, A319 SRM, A321 SRM, A320 FAMILY NTM, PMS, COLD EXPANSION OF HOLES BY SPLIT SLEEVE EXPANSION PMS 01-05-43	AIRBUS	2	C20	GROUP 07
15	HEAT TREATMENT OF ALUMINIUM ALLOYS, CORROSION RESISTANT STEEL, TITANIUM ALLOYS AND ALLOY STEELS, STRESS RELIEVING OF HEAT RESISTANT STEEL - AIRBUS A319/ A320/ A321 (CFM56-5B), A320 (V2500 SERIES)	NOT APPLICABLE	A320 SRM, A319 SRM, A321 SRM, A320 FAMILY NTM, PMS, HEAT TREATMENT OF ALUMINIUM ALLOYS PMS 01-03-12, HEAT TREATMENT OF 2024 ALUMINIUM ALLOY RIVETS FOR MAINTENANCE OVERHAUL AND REPAIR PMS 01-03-14, HEAT TREATMENT OF RIVETS PMS 01-03-34, HEAT TREATMENT OF RIVETS PRIOR TO RIVETING PMS 01-03-13, HEAT TREATMENT OF STEELS PMS 01-03-17, HEAT TREATMENT OF TITANIUM AND TITANIUM ALLOYS PMS 01-03-18,	AIRBUS	2	C20	GROUP 07





## CAPABILITY LIST

AIESL CAP/01

COMPONENTS OVERHAUL DIVISION, NAGPUR

Part 8


Section 8.3

Issue 2

Rev 3

Feb 2022

S/N	Nomenclature	Part Number	ATA / CMM Reference	MANUFACTURER / VENDOR	Level of Maintenance	RATING	REMARKS
			STRESS RELIEVING TREATMENT OF STEEL PMS 01-03-15				
16	WELDING OF METALS - GROUP I, V, VI and VII - AIRBUS A319/ A320/ A321 (CFM56-5B), A320 (V2500 SERIES)	NOT APPLICABLE	A320 SRM, A319 SRM, A321 SRM, A320 FAMILY NTM, PMS, TUNGSTEN INERT GAS (TIG)WELDING OF METALLIC MATERIALS PMS 01-04-36, GENERAL REQUIREMENTS FOR WELDING AND ALLIED PROCESSES PMS 01-04-04, ARGON ARC WELDING OF ALUMINIUM ALLOY PMS 01-04-20, ARGON ARC WELDING OF STAINLESS STEEL AND HEAT RESISTANT ALLOY PMS 01-04-21, IS: 5922-1970- QUALIFYING TESTS FOR WELDERS ENGAGED IN AIRCRAFT WELDING	AIRBUS	2	C20	GROUP 07

	<b>CAPABILITY LIST</b>	AIESL CAP/01		
	STANDARDS DIVISION, NAGPUR	Part 8		Section 8.4
		Issue 2	Rev 3	Feb 2022

#### 8.4 STANDARDS DIVISION, NAGPUR

<b>1</b>	<b>ULTRASONIC TESTING</b>		
	*Ultrasonic Testing carried out as per AMS-STD-2154, Non-Destructive Test Manuals, Applicable Aircraft and Engine Manuals		
	<b>TECHNIQUES</b>	<b>APPLICATION</b>	<b>RATING</b>
	Flaw detection by pulse-echo, through transmission & immersion techniques.	B777-200LR/300ER (GE90), B737-700/800/900 (CFM56), B787-8 (GENX), A319/ A320/ A321 (CFM56-5B), A320 (V2500)	D1
	Thickness measurement to detect loss of material due to corrosion.		
	De-bonding/delamination inspection of composite materials, composite-to- metal, metal-to-metal using ultrasonic flaw detector, ultrasonic bond tester and tap tool.		
<b>2</b>	<b>EDDY CURRENT TESTING</b>		
	*Eddy current Testing carried out as per MIL-HDBK-728/1,MIL-HDBK-728/2, MIL-STD-1537/C, , Non-Destructive Test Manuals , Applicable Aircraft and Engine Manuals		
	<b>TECHNIQUES</b>	<b>APPLICATION</b>	<b>RATING</b>
	Flaw detection by High Frequency.	B777-200LR/300ER (GE90), B737-700/800/900 (CFM56), B787-8 (GENX) A319/ A320/ A321 (CFM56-5B), A320 (V2500)	D1
	Conductivity Check.		
	Thickness measurement using Mini-test Instrument.		
	Verification of Metal composition.		



**CAPABILITY LIST**

STANDARDS DIVISION, NAGPUR

AIESL CAP/01

Part 8


Section 8.4

Issue 2

Rev 3

Feb 2022

<b>3</b>	<b>RADIOGRAPHIC TESTING</b>		
	*Radiographic Testing carried out as per ASTM-E 1742M, , Non-Destructive Test Manuals, Applicable Aircraft and Engine Manuals		
	<b>TECHNIQUES</b>	<b>APPLICATION</b>	<b>RATING</b>
	Flaw Detection.	B777-200LR/300ER (GE90), B737-700/800/900 (CFM56), B787-8 (GENX), A319/ A320/ A321 (CFM56-5B), A320 (V2500)	D1
	Determination of water ingress in composite material.		
	Checking for correct assembly of component.		
	Carbon deposit, Erosion on metal surface (thickness measurement).		
<b>4</b>	<b>FLUORESCENT PARTICLE INSPECTION</b>		
	* Fluorescent Particle Inspection carried out as per ASTM - E - 1444-05, , Non-Destructive Test Manuals, Applicable Aircraft and Engine Manuals		
	<b>TECHNIQUES</b>	<b>APPLICATION</b>	<b>RATING</b>
	Detect Surface And Near Surface Cracks And Discontinuities In Materials	B777-200LR/300ER (GE90), B737-700/800/900 (CFM56), B787-8 (GENX), A319/ A320/ A321 (CFM56-5B), A320 (V2500)	D1
	*X-ray equipment: Maximum Range up to 300 kV at 5mA capacity.		

	<b>CAPABILITY LIST</b>		AIESL CAP/01		
	STANDARDS DIVISION, NAGPUR		Part 8		Section 8.4
			Issue 2	Rev 3	Feb 2022

<b>5</b>	<b>MAGNETIC PARTICLE INSPECTION</b>		
	* Magnetic Particle Inspection carried out as per ASTM - E - 1444-05, Non-Destructive Test Manuals, Applicable Aircraft and Engine Manuals		
	TECHNIQUES	APPLICATION	RATING
	Detect Surface And Near Surface Cracks And Discontinuities In Materials With Ferromagnetic Properties, Usually Low Alloy Steels And Heat-Treatable Stainless Steels.	B777-200LR/300ER (GE90), B737-700/800/900 (CFM56), B787-8 (GENX), A319/ A320/ A321 (CFM56-5B), A320 (V2500)	D1