

AIESL CAP/01



AI ENGINEERING SERVICES LIMITED

CAPABILITY LIST

APPROVED BY
DGCA
GOVERNMENT OF INDIA

Signature valid
Signed by: Manoj Kumar
Bajpai
(Director, Airworthiness)
Date: 09-Aug-2024 17:17:40



AI ENGINEERING SERVICES LIMITED

CAPABILITY LIST

Chief Executive Officer,
AI Engineering Services Limited
Signature valid

Signed by: Manoj Kumar
Bajpai
Director (Airworthiness)
Date: 09-Aug-2024 17:17:40

Initial Issue: Issue 1, Rev 0, 01 Jan 2015
Current Issue: Issue 2, Rev 6, 10 Jun 2024



CAPABILITY LIST

Part 0

GENERAL

Signature valid
Signed by: Manoj Kumar
Bajpai
Director (Aviation)
Date: 09-Aug-2024 17:17:40

	CAPABILITY LIST		AIESL CAP/01	
	GENERAL		Part 0	Section 0.1
			Issue 2	Rev 6 JUN 2024

0.1 RECORD OF REVISIONS

ISSUE NO.	REV. NO.	DATE
Issue 1	Rev 0	30 APR 2014
Issue 1	Rev 1	20 MAY 2015
Issue 1	Rev 2	19 FEB 2016
Issue 1	Rev 3	07 MAR 2016
Issue 1	Rev 4	20 MAR 2018
Issue 1	Rev 5	24 MAY 2018
Issue 1	Rev 6	17 MAY 2019
Issue 1	Rev 7	21 JAN 2020
Issue 1	Rev 8	24 JUL 2020
Issue 2	Rev 0	23 DEC 2020
Issue 2	Rev 1	23 MAR 2021
Issue 2	Rev 2	01 APR 2021
Issue 2	Rev 3	04 FEB 2022
Issue 2	Rev 4	30 AUG 2023
Issue 2	Rev 5	17 APR 2024
Issue 2	Rev 6	10 JUN 2024

Signature valid

Signed by: Manoj Kumar
Bajpai
Director (Airworthiness)
Date: 09-Aug-2024 17:17:40



CAPABILITY LIST

AIESL CAP/01

GENERAL

Part 0

Section 0.2

Issue 2

Rev 6

JUN 2024


0.2 LIST OF EFFECTIVE PAGES

PAGE	DATE	REV
PART 0 GENERAL		
0.1-1	10 JUN 2024	6
0.2-1	10 JUN 2024	6
0.2-2	10 JUN 2024	6
0.2-3	10 JUN 2024	6
0.2-4	10 JUN 2024	6
0.2-5	10 JUN 2024	6
0.2-6	10 JUN 2024	6
0.3-1	10 JUN 2024	6
0.3-2	10 JUN 2024	6
0.3-3	30 AUG 2023	4
0.4-1	30 AUG 2023	4
0.4-2	10 JUN 2024	6
0.5-1	23 DEC 2020	0
0.5-2	23 DEC 2020	0
0.5-3	23 DEC 2020	0
0.5-4	23 DEC 2020	0
0.5-5	23 DEC 2020	0

PAGE	DATE	REV
0.5-6	23 DEC 2020	0
0.5-7	23 MAR 2021	1
0.5-8	04 FEB 2022	3
0.5-9	30 AUG 2023	4
0.5-10	30 AUG 2023	4
0.5-11	17 APR 2024	5
0.5-12	17 APR 2024	5
0.5-13	17 APR 2024	5
0.5-14	17 APR 2024	5
0.5-15	17 APR 2024	5
0.5-16	17 APR 2024	5
0.5-17	10 JUN 2024	6
0.6-1	23 DEC 2020	0
0.7-1	10 JUN 2024	6
PART 1 GENERAL DESCRIPTION OF SHOP CAPABILITIES		

PAGE	DATE	REV
1.1-1	01 APR 2021	2
1.1-2	23 DEC 2020	0
1.1-3	23 DEC 2020	0
1.1-4	23 DEC 2020	0
1.1-5	23 DEC 2020	0
1.1-6	23 DEC 2020	0
1.1-7	23 DEC 2020	0
1.1-8	23 DEC 2020	0
1.1-9	23 DEC 2020	0
1.1-10	23 DEC 2020	0
1.1-11	23 DEC 2020	0
1.1-12	23 DEC 2020	0
1.1-13	23 DEC 2020	0
1.2-1	01 APR 2021	2
PART 2 COMPONENTS OVERHAUL DIVISION Mumbai Base, Mumbai Airport (OAP), Mumbai, Maharashtra, India, 400029		

PREPARED BY


10/06/2024

SIGNATURE AND DATE
NAME : S D Shengulwar
DESIGNATION : Sr.AE

VERIFIED BY


10/06/2024
Date: 10-Aug-2024 17:40

SIGNATURE AND DATE
NAME : James K. Jacob
DESIGNATION : Quality Manager, Group B

APPROVED BY

SIGNATURE AND DATE



CAPABILITY LIST

AIESL CAP/01

GENERAL

Part 0

Section 0.2

Issue 2

Rev 6

JUN 2024

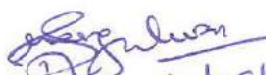
0.2 LIST OF EFFECTIVE PAGES

PAGE	DATE	REV
2.1-1	17 APR 2024	5
2.1-2	17 APR 2024	5
2.1-3	17 APR 2024	5
2.1-4	17 APR 2024	5
2.1-5	17 APR 2024	5
2.1-6	17 APR 2024	5
2.1-7	17 APR 2024	5
2.1-8	17 APR 2024	5
2.1-9	17 APR 2024	5
2.1-10	17 APR 2024	5
2.1-11	17 APR 2024	5
2.1-12	17 APR 2024	5
2.1-13	17 APR 2024	5
2.1-14	17 APR 2024	5
2.1-15	17 APR 2024	5
2.1-16	17 APR 2024	5

PAGE	DATE	REV
2.1-17	17 APR 2024	5
2.1-18	17 APR 2024	5
2.1-19	17 APR 2024	5
2.1-20	17 APR 2024	5
2.1-21	17 APR 2024	5
2.1-22	17 APR 2024	5
2.1-23	17 APR 2024	5
2.1-24	17 APR 2024	5
2.1-25	17 APR 2024	5
2.1-26	17 APR 2024	5
2.1-27	17 APR 2024	5
2.1-28	17 APR 2024	5
2.1-29	17 APR 2024	5
2.1-30	17 APR 2024	5
2.1-31	17 APR 2024	5
2.1-32	17 APR 2024	5
2.1-33	17 APR 2024	5
2.1-34	17 APR 2024	5

PAGE	DATE	REV
2.1-35	17 APR 2024	5
2.1-36	17 APR 2024	5
2.1-37	17 APR 2024	5
2.1-38	17 APR 2024	5
2.1-39	17 APR 2024	5
2.1-40	17 APR 2024	5
2.1-41	17 APR 2024	5
2.1-42	17 APR 2024	5
2.1-43	17 APR 2024	5
2.1-44	17 APR 2024	5
2.1-45	17 APR 2024	5
2.1-46	17 APR 2024	5
2.1-47	17 APR 2024	5
2.1-48	17 APR 2024	5
2.1-49	17 APR 2024	5
2.1-50	17 APR 2024	5
2.1-51	17 APR 2024	5
2.1-52	17 APR 2024	5

PREPARED BY


10/06/2024

SIGNATURE AND DATE

NAME : S D Shengulwar
DESIGNATION : Sr.AE

VERIFIED BY


10/06/2024 17:17:40

SIGNATURE AND DATE

NAME : James K. Jacob
DESIGNATION : Quality Manager, Group B

APPROVED BY

SIGNATURE AND DATE



CAPABILITY LIST

AIESL CAP/01

GENERAL

Part 0

Section 0.2

Issue 2

Rev 6

JUN 2024

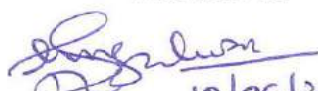
0.2 LIST OF EFFECTIVE PAGES

PAGE	DATE	REV
2.1-53	17 APR 2024	5
2.1-54	17 APR 2024	5
2.1-55	17 APR 2024	5
2.1-56	17 APR 2024	5
2.1-57	17 APR 2024	5
2.1-58	17 APR 2024	5
2.1-59	17 APR 2024	5
2.1-60	17 APR 2024	5
2.1-61	17 APR 2024	5
2.1-62	17 APR 2024	5
2.1-63	10 JUN 2024	6
2.1-64	10 JUN 2024	6
2.2-1	17 APR 2024	5
2.2-2	17 APR 2024	5
2.2-3	17 APR 2024	5
2.2-4	17 APR 2024	5
2.2-5	17 APR 2024	5
2.2-6	17 APR 2024	5

PAGE	DATE	REV
2.2-7	17 APR 2024	5
2.2-8	17 APR 2024	5
PART 3 INSTRUMENT OVERHAUL DIVISION Mumbai Base, Mumbai Airport (OAP), Mumbai, Maharashtra, India, 400029		
3.1-1	17 APR 2024	5
3.1-2	17 APR 2024	5
3.1-3	17 APR 2024	5
3.1-4	17 APR 2024	5
3.1-5	17 APR 2024	5
3.1-6	17 APR 2024	5
3.1-7	17 APR 2024	5
3.1-8	17 APR 2024	5
3.1-9	17 APR 2024	5
3.1-10	17 APR 2024	5
3.1-11	17 APR 2024	5
3.1-12	17 APR 2024	5

PAGE	DATE	REV
3.1-13	17 APR 2024	5
3.1-14	17 APR 2024	5
3.1-15	17 APR 2024	5
3.1-16	17 APR 2024	5
3.1-17	17 APR 2024	5
3.1-18	17 APR 2024	5
3.1-19	17 APR 2024	5
3.1-20	17 APR 2024	5
3.1-21	17 APR 2024	5
3.1-22	17 APR 2024	5
3.1-23	17 APR 2024	5
3.1-24	10 JUN 2024	6
PART 4 ACCESSORY OVERHAUL DIVISION Mumbai Base, Mumbai Airport (OAP), Mumbai, Maharashtra, India, 400029		
4.1-1	23 DEC 2020	0
4.1-2	23 DEC 2020	0

PREPARED BY


10/06/2024

SIGNATURE AND DATE

NAME : S D Shengulwar
DESIGNATION : Sr.AE

VERIFIED BY


10/06/2024

SIGNATURE AND DATE

NAME : James K. Jacob
DESIGNATION : Quality Manager, Group B

APPROVED BY

SIGNATURE AND DATE



CAPABILITY LIST

AIESL CAP/01

GENERAL

Part 0

Section 0.2

Issue 2

Rev 6

JUN 2024


0.2 LIST OF EFFECTIVE PAGES

PAGE	DATE	REV
4.1-3	30 AUG 2023	4
4.1-4	23 DEC 2020	0
4.1-5	30 AUG 2023	4
4.1-6	30 AUG 2023	4
4.2-1	23 DEC 2020	0
4.2-2	23 DEC 2020	0
4.2-3	23 DEC 2020	0
4.2-4	23 DEC 2020	0
4.2-5	23 DEC 2020	0
4.2-6	23 DEC 2020	0
4.2-7	23 DEC 2020	0
4.2-8	23 DEC 2020	0
4.2-9	23 DEC 2020	0
4.2-10	30 AUG 2023	4
4.2-11	23 DEC 2020	0
4.2-12	23 DEC 2020	0
4.2-13	23 DEC 2020	0
4.2-14	23 DEC 2020	0

PAGE	DATE	REV
4.2-15	23 DEC 2020	0
4.2-16	30 AUG 2023	4
4.2-17	30 AUG 2023	4
4.2-18	30 AUG 2023	4
4.3-1	23 DEC 2020	0
4.3-2	23 DEC 2020	0
4.3-3	23 DEC 2020	0
4.3-4	23 DEC 2020	0
4.3-5	23 DEC 2020	0
4.3-6	23 DEC 2020	0
4.3-7	23 DEC 2020	0
4.3-8	23 DEC 2020	0
4.3-9	17 APR 2024	5
4.3-10	17 APR 2024	5
4.3-11	17 APR 2024	5
4.3-12	17 APR 2024	5
4.3-13	17 APR 2024	5
4.3-14	17 APR 2024	5

PAGE	DATE	REV
4.3-15	17 APR 2024	5
4.3-16	17 APR 2024	5
4.3-17	17 APR 2024	5
4.3-18	17 APR 2024	5
4.3-19	17 APR 2024	5
4.3-20	17 APR 2024	5
4.3-21	17 APR 2024	5
4.3-22	17 APR 2024	5
4.3-23	17 APR 2024	5
4.3-24	17 APR 2024	5
4.3-25	17 APR 2024	5
4.3-26	17 APR 2024	5
4.3-27	17 APR 2024	5
4.3-28	17 APR 2024	5
4.3-29	17 APR 2024	5
4.3-30	17 APR 2024	5
4.3-31	17 APR 2024	5
4.3-32	17 APR 2024	5


PREPARED BY


10/06/2024

SIGNATURE AND DATE

NAME : S D Shengulwar
DESIGNATION : Sr.AE

VERIFIED BY


10/06/2024

SIGNATURE AND DATE

NAME : James K. Jacob
DESIGNATION : Quality Manager, Group B

APPROVED BY

SIGNATURE AND DATE



CAPABILITY LIST

AIESL CAP/01

GENERAL

Part 0

Section 0.2

Issue 2

Rev 6

JUN 2024

0.2 LIST OF EFFECTIVE PAGES

PAGE	DATE	REV
4.3-33	17 APR 2024	5
4.3-34	17 APR 2024	5
4.3-35	17 APR 2024	5
4.3-36	17 APR 2024	5
4.3-37	17 APR 2024	5
4.3-38	17 APR 2024	5
4.3-39	17 APR 2024	5
4.3-40	17 APR 2024	5
4.3-41	17 APR 2024	5
4.3-42	17 APR 2024	5
4.3-43	17 APR 2024	5
4.3-44	17 APR 2024	5
4.3-45	17 APR 2024	5
4.3-46	17 APR 2024	5
4.3-47	10 JUN 2024	6
4.4-1	23 DEC 2020	0
4.4-2	23 DEC 2020	0
4.4-3	23 DEC 2020	0

PAGE	DATE	REV
4.4-4	23 DEC 2020	0
4.4-5	23 DEC 2020	0
4.4-6	23 DEC 2020	0
4.4-7	23 DEC 2020	0
4.4-8	23 DEC 2020	0
4.4-9	23 DEC 2020	0
4.4-10	23 DEC 2020	0
4.4-11	23 DEC 2020	0
4.4-12	23 DEC 2020	0
4.4-13	23 DEC 2020	0
PART 5 ELECTRONICS OVERHAUL DIVISION Mumbai Base, Mumbai Airport (OAP), Mumbai, Maharashtra, India, 400029		
5.1-1	17 APR 2024	5
5.1-2	17 APR 2024	5
5.1-3	17 APR 2024	5
5.1-4	17 APR 2024	5

PAGE	DATE	REV
5.1-5	17 APR 2024	5
5.1-6	17 APR 2024	5
5.1-7	17 APR 2024	5
5.1-8	17 APR 2024	5
5.1-9	17 APR 2024	5
5.1-10	17 APR 2024	5
5.1-11	17 APR 2024	5
5.1-12	17 APR 2024	5
5.1-13	17 APR 2024	5
5.1-14	10 JUN 2024	6
5.1-15	10 JUN 2024	6
PART 6 STANDARDS ROOM AND STORES INSPECTION Mumbai Base, Mumbai Airport (OAP), Mumbai, Maharashtra, India, 400029		
6.1-1	23 DEC 2020	0
6.1-2	23 DEC 2020	0


PREPARED BY


10/06/2024

SIGNATURE AND DATE

NAME : S D Shengulwar
DESIGNATION : Sr.AE

VERIFIED BY


10/06/2024 17:40

SIGNATURE AND DATE

NAME : James K. Jacob
DESIGNATION : Quality Manager, Group B

APPROVED BY

SIGNATURE AND DATE



CAPABILITY LIST

AIESL CAP/01

Part 0

Section 0.2

GENERAL

Issue 2

Rev 6

JUN 2024

0.2 LIST OF EFFECTIVE PAGES

PAGE	DATE	REV
6.1-3	23 DEC 2020	0
6.1-4	23 DEC 2020	0
6.1-5	23 DEC 2020	0
PART 7 THIRUVANANTHAPURAM BASE CAPABILITIES Chakkai, Thiruvananthapuram, Kerala, India, 695008		
7.1-1	01 APR 2021	2
7.2-1	01 APR 2021	2
7.3-1	30 AUG 2023	4
7.4-1	30 AUG 2023	4
PART 8 NAGPUR BASE CAPABILITIES Nagpur Base, SEZ, Plot No.1, Sector No.9, Mihan, Nagpur, Maharashtra, India, 441108		
8.1-1	04 FEB 2022	3
8.2-1	04 FEB 2022	3

PAGE	DATE	REV
8.3-1	04 FEB 2022	3
8.3-2	04 FEB 2022	3
8.3-3	04 FEB 2022	3
8.3-4	04 FEB 2022	3
8.4-1	04 FEB 2022	3
8.4-2	04 FEB 2022	3
8.4-3	04 FEB 2022	3

PREPARED BY

10/06/2024

SIGNATURE AND DATE

NAME : S D Shengulwar
DESIGNATION : Sr.AE

VERIFIED BY


SIGNATURE AND DATE

NAME : James K. Jacob
DESIGNATION : Quality Manager, Group B

APPROVED BY

SIGNATURE AND DATE

Signature valid
10/06/2024
JAMES K. JACOB
AIESL
Director (Finance)
Bajaj
Date: 09-Aug-2024 17:17:40


	CAPABILITY LIST		AIESL CAP/01		
	GENERAL		Part 0		Section 0.3
			Issue 2	Rev 6	Jun 2024

0.3 TABLE OF CONTENTS

PART	DESCRIPTION	PAGE NO.
PART 0	GENERAL	-
PART 1	GENERAL DESCRIPTION OF SHOP CAPABILITIES	-
PART 2	COMPONENTS OVERHAUL DIVISION, Mumbai Base, Mumbai Airport (OAP), Mumbai, Maharashtra, India, 400029	-
PART 3	INSTRUMENTS OVERHAUL DIVISION, Mumbai Base, Mumbai Airport (OAP), Mumbai, Maharashtra, India, 400029	-
PART 4	ACCESSORY OVERHAUL DIVISION, , Mumbai Base, Mumbai Airport (OAP), Mumbai, Maharashtra, India, 400029	-
PART 5	ELECTRONICS OVERHAUL DIVISION, , Mumbai Base, Mumbai Airport (OAP), Mumbai, Maharashtra, India, 400029	-
PART 6	STANDARDS ROOM & STORES INSPECTION, Mumbai Base, Mumbai Airport (OAP), Mumbai, Maharashtra, India, 400029	-
PART 7	THIRUVANANTHAPURAM BASE CAPABILITIES, Chakkai, Thiruvananthapuram, Kerala, India, 695008	-
PART 8	NAGPUR BASE CAPABILITIES, Nagpur Base, SEZ, Plot No.1, Sector No.9, Mihan , Nagpur, Maharashtra, India, 441108	-
PART 0: GENERAL		
0.1	RECORD OF REVISIONS	1-1
0.2	LIST OF EFFECTIVE PAGES	1-6
0.3	TABLE OF CONTENTS	1-3
0.4	PREAMBLE	1-2
0.5	HISTORY OF REVISIONS	1-17
0.6	DEFINITIONS	1-1
0.7	DISTRIBUTION LIST	1-1

Signature valid


Signed by: Manoj Kumar
Bajpai
Director (Airworthiness)
Date: 09-Aug-2024 17:17:40

	CAPABILITY LIST		AIESL CAP/01	
			Part 0	Section 0.3
	GENERAL		Issue 2	Rev 6 Jun 2024

PART	DESCRIPTION	PAGE NO.
PART 1: GENERAL DESCRIPTION OF SHOP CAPABILITIES		
1.1	GENERAL DESCRIPTION OF A310, B747, B777 AND B787 CAPABILITIES	1-13
1.2	AIRCRAFT MAINTENANCE (BASE AND LINE MAINTENANCE)	1-1
PART 2: COMPONENTS OVERHAUL DIVISION Mumbai Base, Mumbai Airport (OAP), Mumbai, Maharashtra, India, 400029		
2.1	COMPONENTS OVERHAUL DIVISION	1-64
2.2	COMPONENTS OVERHAUL DIVISION – GENERAL PROCESSES	1-08
PART 3: INSTRUMENTS OVERHAUL DIVISION Mumbai Base, Mumbai Airport (OAP), Mumbai, Maharashtra, India, 400029		
3.1	INSTRUMENTS OVERHAUL DIVISION	1-24
PART 4: ACCESSORY OVERHAUL DIVISION Mumbai Base, Mumbai Airport (OAP), Mumbai, Maharashtra, India, 400029		
4.1	ACCESSORY OVERHAUL DIVISION (FUEL)	1-6
4.2	ACCESSORY OVERHAUL DIVISION (HYDRAULICS)	1-18
4.3	ACCESSORY OVERHAUL DIVISION (ELECTRICAL)	1-47
4.4	ACCESSORY OVERHAUL DIVISION (PNEUMATICS)	1-13
PART 5: ELECTRONICS OVERHAUL DIVISION Mumbai Base, Mumbai Airport (OAP), Mumbai, Maharashtra, India, 400029		
5.1	ELECTRONICS OVERHAUL DIVISION	1-15

Signature valid


Signed by: Manoj Kumar
Mumbai, Maharashtra, India, 400029
Director (Airworthiness)
Date: 09-Aug-2024 17:17:40

	CAPABILITY LIST		AIESL CAP/01		
			Part 0		Section 0.3
	GENERAL		Issue 2	Rev 4	Aug 2023

PART	DESCRIPTION	PAGE NO.
PART 6: STANDARDS ROOM & STORES INSPECTION Mumbai Base, Mumbai Airport (OAP), Mumbai, Maharashtra, India, 400029		
6.1	STANDARDS ROOM AND STORES INSPECTION	1-5
PART 7: THIRUVANANTHAPURAM BASE CAPABILITIES Chakkai, Thiruvananthapuram, Kerala, India, 695008		
7.1	GENERAL DESCRIPTION OF BOEING 737-800 CAPABILITIES	1-1
7.2	AIRCRAFT MAINTENANCE	1-1
7.3	COMPONENTS OVERHAUL SHOP: THIRUVANANTHAPURAM	1-1
7.4	OXYGEN SHOP: THIRUVANANTHAPURAM	1-1
PART 8: NAGPUR BASE CAPABILITIES Nagpur Base, SEZ, Plot No.1, Sector No.9, Mihan , Nagpur, Maharashtra, India, 441108		
8.1	CABIN SAFETY AND EMERGENCY SURVIVAL SHOP	1-1
8.2	OXYGEN SHOP	1-1
8.3	COMPONENTS OVERHAUL DIVISION, NAGPUR –GENERAL PROCESSES	1-4
8.4	STANDARDS DIVISION, NAGPUR	1-3

Signature valid

Signed by: Manoj Kumar
Bajpai
Director (Airworthiness)
Date: 09-Aug-2024 17:17:40

	CAPABILITY LIST		AIESL CAP/01		
	GENERAL		Part 0		Section 0.4
			Issue 2	Rev 4	Aug 2023

0.4 PREAMBLE

1. INTRODUCTION

AI Engineering Services Limited (AIESL) Capability List Document Reference No. AIESL CAP/01 has been approved by DGCA. Grant of approval by D.G.C.A. to carry out work in maintenance activity centers is based upon the activity centers capability to associated resources and facilities such as to perform the work based on the availability of tools, equipment, technical literature, trained workforce for performing the task and trained / authorized personnel for supervision, inspection and certification.

2. DEVELOPMENT OF CAPABILITY LIST

2.1 Whenever a new capability is added, the Maintenance Manager reviews the data with regard to the availability of qualified / trained personnel, current manufacturer's technical data, facilities, tools, equipment and test apparatus necessary to assure completion of work before submitting it to the QM/Dy. QM. For any addition or deletion or amendment to the Capability, Section in-charge will forward the form (Ref: Forms and Tags Manual) duly filled to QM/Dy. QM through MM. On receipt of such request, QM/Dy. QM or his nominee shall carry out assessment/audit. After satisfactory report, MM of respective activity center shall obtain necessary approval from RAO. Such approved amendments shall be forwarded to QM for incorporation in the capability list. A consolidated Capability List including LEP shall be prepared and submitted to RAO at the time of renewal of organization approval.

NOTE:

- Only after obtaining the approval of RAO the work shall be performed on a particular Aircraft / Engine component / unit / part. The Capability List includes Aircraft maintenance (Base & Line), Engine / APU, Component Maintenance and Specialized Services.
- Each activity center is assigned a Capability List part number as follows:
 - PART : 1 General Description of Shop Capabilities
 - PART : 2.1 COD Capability List
 - PART : 2.2 COD Capability List - General Processes
 - PART : 3 IOD Capability List
 - PART : 4.1 AOD (Fuel) Capability List
 - PART : 4.2 AOD (HYD) Capability List
 - PART : 4.3 AOD (Electrical) Capability List
 - PART : 4.4 AOD (Pneumatics) Capability List
 - PART : 5 EOD Capability List
 - PART : 6 Standards Room & Stores Inspection Capability List

Signature valid

Signed by: Manoj Kumar
Bajpai
Director (Airworthiness)
Date: 09-Aug-2024 17:17:40

	CAPABILITY LIST		AIESL CAP/01		
			Part 0		Section 0.4
	GENERAL		Issue 2	Rev 6	Jun 2024

PART: 7.1	General Description of Boeing 737-800 Capabilities
PART: 7.2	Aircraft Maintenance
PART: 7.3	Component Overhaul Shop: Thiruvananthapuram
PART: 7.4	Oxygen Shop: Thiruvananthapuram
PART: 8.1	Cabin Safety and Emergency Survival Shop
PART: 8.2	Oxygen Shop
PART: 8.3	Components Overhaul Division, Nagpur – General Processes
PART : 8.4	Standards Division, Nagpur

2.2 This Capability List is available on Engineering CD servers under the heading "CAPABILITY LIST" URL to login and access : <https://console.aws.amazon.com/s3/>

NOTE 1:


- All major LRUs may be listed in the capability list and some non-major LRUs may also be listed. However, it is not possible to include all units / components / parts/ items and their part number in the capability list. Therefore, those units / components / parts / items etc. on which work can be performed using Standard Engineering and Maintenance practices need not be listed in the capability list. In case of doubt, Dy. Shop Maintenance Manager, in consultation with Technical Services and Quality Manager may determine such capability
- When the main Part No. of a component branches into several dash numbers, the main part No. may be listed with the term-series or XX, as the case may be in the reference document. Procedure for enhancement / amendment to this Capability List has been described in the MOE, Part1, Section 1.9.6.

NOTE 2:

- The capability once deleted / withdrawn can be restored back only after correcting conditions warranting its withdrawal, and approval by the RAO.


Signature valid

Signed by: Manoj Kumar
Bajpai
Director (Airworthiness)
Date: 09-Aug-2024 17:17:40

	CAPABILITY LIST		AIESL CAP/01		
			Part 0	Section 0.5	
	GENERAL		Issue 2	Rev 0	Dec 2020

0.5 HISTORY OF REVISIONS


ISSUE NO.	REV. NO.	DATE OF REVISION	EFFECTIVE DATE	BRIEF DESCRIPTION OF CHANGES
Issue 1	Rev 0	30APR14	01 Jan 2015	Initial issue
Issue 1	Rev 1	20 MAY 2015		Revised due to addition of Western Region- MRO Nagpur Base Facility. <ol style="list-style-type: none"> Page 0.1-1, Record of Revision Page 0.2-1 to -5, LEP Page 0.3-1, -2, Table of Content Page 0.4-1, -2, Preamble Page 0.5-1, History of Revision Page 0.7-1, Distribution list Page 1.2-1, Aircraft Maintenance-Nagpur Base added. A.O.D Capability Page 1.2-5 to 1.2-7 added. Part 8 separator – New page added. Page 8.1-1, Cabin Safety & Emergency Survival shop – New page added. Page 8.2-1, Oxygen Shop – New page added.
Issue 1	Rev 2	19 FEB 2016		In section 1.2-1 following has been revised: <ol style="list-style-type: none"> In aircraft details engine fitted with added for each aircraft. At Mumbai base Boeing 777-200LR/300ER aircraft capability enhanced up to D check and Boeing 787-8 aircraft capability enhanced up to C1 check. At Nagpur base Boeing 777-200LR/300ER aircraft capability enhanced up to D check. <div style="text-align: right;"> <p>Signature valid</p> <p>Signed by: Manoj Kumar Bajpai Director (Airworthiness) Date: 09-Aug-2024 17:17:40</p> </div>

	CAPABILITY LIST		AIESL CAP/01	
	GENERAL		Part 0	Section 0.5
			Issue 2	Rev 0 Dec 2020

Issue	REV. NO.	DATE OF REVISION	EFFECTIVE DATE	BRIEF DESCRIPTION OF CHANGES
Issue 1	Rev 3	07 MAR 2016		<p>Revised due to:</p> <ol style="list-style-type: none"> 1. Inadvertent removal of Part 4.4, Cap. list from AIESL CAP/01, Rev-0 , Dated 30 APR 2014 and duplicated Part 3, IOD Section 3.1 2. Deletion of 310 LRUs from CAP list Part 4.2, 4.3, 4.4 as per letter Ref: AOD/QCTS-17/278A, dated 13/04/2015 3. Typographic error and Regrouping to combine testing of Hydraulic fluids, Lubricants, Oils & Fuels of Part 6 4. In Part 4.2 Approval groups 11,12,13,14 suffixed by E/F changed to 29,27,28,30 suffixed by E/F. 5. Group code is standardized. 6. In Part 4.4 page 37 S/N: 502 changed after MOD. <ol style="list-style-type: none"> a) Page 0.1-1, Record of Revision b) Page 0.2-1, 3, -4, LEP c) Page 0.5-1,-2,-3, History of Revision d) Part 1.1 Scope of Approvals added A.O.D, C.O.D, E.O.D, I.O.D e) Part 4.1, Cap. list SL.NO: 2,3,4,5,6,7,8,9,10,13,14,15,17,18,19,20,21,22,23,24,25,26,28,34,35,36,37,38,39,50,51,52,53,61,62,63,65,66,67,68,69,70,71,73,74,75,76,77,78,79,80 are deleted as per letter Ref: AOD/QCTS-17/278A, dated 13/04/2015. f) Part 4.2, Cap. list SL.NO: 1,2,5,6,8,18,29,58,59,60,61,62,63,64,65,66,67,68,69,70,71,83,86,91,93,95,96,97,99,100,101,128,135,138,139,143,144,145,146,148,149,150,151,152,153,158,163,164,165,166,167,170,171,172,173,174,175,176,177,178,179,180,181,182,183,184,185,186,187,188,193,194,195,198,199,200,201,202,203, 204,205,206,207, 208,209,210,211,212,213,214, 215,216,217,218, 219,220,224,225,227,228,229,230,231,232,233,307,308,309 are deleted as per letter Ref: AOD/QCTS-17/278A, dated 13/04/2015.

Signature valid


Signed by: Manoj Kumar Bajpai
Director (Airworthiness)
Date: 09-Aug-2024 17:17:40

	CAPABILITY LIST		AIESL CAP/01		
	GENERAL		Part 0		Section 0.5
			Issue 2	Rev 0	Dec 2020


Issue	REV. NO.	DATE OF REVISION	EFFECTIVE DATE	BRIEF DESCRIPTION OF CHANGES
				<p>g) Part 4.3 Cap. List SL.NO 1,2,3,6,7,8,9,10,11,12,14,17,18,19,21,23,24,25,26,30,31,32,35,36,38,40,41,42,43,44,45,46,47,48,49,51,52,53,54,55,59,60,61,62,63,65,68,70,73,74,75,76,81,82,83,85,86,87,88,89,90,98,99,100,101,103,104,105,106,107,108,109,110,112,113,114,115,116,117,118,119,120,121,122,123,124,125,126,127,129,130,131,147,148,149,151,152,153,156,157,161,162,163,164,165,173,174,175,176,177,184,186,187,190,193,195,196,198,199,200,201,202,203,204,205,209,210,213,218,219,220,221,222,223,224,225,226,228,229,230,231,232,233,234,235,237,241,247,258,265,266,268,270,271,272,273,274,276,277,279,280,281,283,285,286,287,289,292,293,295,296,297,298,299,300,301,302,303,304,305,306,308,309,311,312,313,314,315,316,317,320,325,326,327,328,329,331,333,334,338,349,350,352,353,354,356,358,362,363,364,365,366,367,368,369,370,372,373,374,375,376,378,384,385,387,389,390,391,392,393,399,400,401,402,405,407,408,409,410,411,412,413,414,416,417,419,420,422,423,424,425,426,427,428,429,430,431,588,594,711,717,726,727 are deleted as per letter Ref: AOD/QCTS-17/278A, dated 13/04/2015</p> <p>h) Part 4.4, Cap. List SL.NO. 4,5,6,11,12,15,16,17,18,21,24,30,31,33,34,35,36,37,39,40,41,42,43,44,45,47,48,49,50,51,52,55,56,57,58,59,60,62,64,65,66,68,72,74,90,92,96,97,101,102,103,104,105,106,107,109,110,111,112,113,114,115,116,117,118,119,120,121,122,123,124,125,126,129,130,131,133,135,136,181,191,192 are deleted as per letter Ref: AOD/QCTS-17/278A, dated 13/04/2015</p> <p>i) Page 6.1-2: Typographic error j) Page 6.1-4: Regrouping to combine testing of Hydraulic fluids, Lubricants, Oils & Fuels.</p>

Signature valid

Signed by: Manoj Kumar Bajpai
Director (Airworthiness)
Date: 09-Aug-2024 17:17:40

	CAPABILITY LIST		AIESL CAP/01		
			Part 0	Section 0.5	
	GENERAL		Issue 2	Rev 0	Dec 2020


Issue	REV. NO.	DATE OF REVISION	EFFECTIVE DATE	BRIEF DESCRIPTION OF CHANGES
Issue 1	Rev 4	20 MAR 2018		0.0 CORPORATE POLICIES Policies added.
				1.0 RECORD OF REVISIONS New revision number added.
				0.2 LIST OF EFFECTIVE PAGES Updation.
				0.3 TABLE OF CONTENTS Change in page numbers and name change from Standards Room to Standards Division.
				0.4 PREAMBLE Name change from Standards Room to Standards Division.
				0.5 HISTORY OF REVISIONS Updation.
				0.7 DISTRIBUTION LIST Introduction of new CD sever address and new distribution list.
				2.1 COMPONENTS OVERHAUL DIVISION Typographic error in S/N 1141 to 1159 - Nomenclature and Part number swapped. Addition of Components.
				3.1 INSTRUMENTS OVERHAUL DIVISION Addition of Components.
				4.1 ACCESSORY OVERHAUL DIVISION (FUEL) Addition of Components.
				4.2 ACCESSORY OVERHAUL DIVISION (HYDRAULICS) Addition of Component.
				4.3 ACCESSORY OVERHAUL DIVISION (ELECTRICAL) Addition of Components.
				4.4 ACCESSORY OVERHAUL DIVISION (PNEUMATICS) Addition of Components.

	CAPABILITY LIST		AIESL CAP/01		
	GENERAL		Part 0	Section 0.5	
			Issue 2	Rev 0	Dec 2020


Issue	REV. NO.	DATE OF REVISION	EFFECTIVE DATE	BRIEF DESCRIPTION OF CHANGES
Issue 1	Rev 4	20 MAR 2018		5.1 ELECTRONICS OVERHAUL DIVISION Addition of Components.
				6.1 STANDARDS DIVISION AND STORES INSPECTION Section name changed from Standard room to Standard Division 6.1.4 Chemical Analysis Capability enhancement added. 6.1.7 Calibration Of Electrical, Mechanical, Temperature and Gages/Equipment Capability enhancement added.
				7.3 ACCESSORY OVERHAUL SHOP: THIRUVANANTHAPURAM Addition of C5 rating Battery Shop approval as per letter F/Kochi/AIESL/175, dated 11/02/2016.
Issue 1	Rev 5	24 MAY 2018	01 JUNE 2018	2.0 RECORD OF REVISIONS New revision number added.
				0.2 LIST OF EFFECTIVE PAGES Updation.
				0.5 HISTORY OF REVISIONS Updation.
				1.2 AIRCRAFT MAINTENANCE (BASE AND LINE) Addition of 787 -8(GEnx) capability enhanced upto check C2 in BOM and 737-700/800/900(CFM 56 series) capability enhanced upto 56000 FC/48000 FH/20 YEARS at NAG.


Signature valid


Signed by: Manoj Kumar
Bajpai
Director (Airworthiness)
Date: 09-Aug-2024 17:17:40

	CAPABILITY LIST		AIESL CAP/01		
			Part 0	Section 0.5	
	GENERAL		Issue 2	Rev 0	Dec 2020


Issue	REV. NO.	DATE OF REVISION	EFFECTIVE DATE	BRIEF DESCRIPTION OF CHANGES
Issue 1	Rev 6	17 May 2019	17 Dec 2019	0.1 RECORD OF REVISIONS New revision number added.
				0.2 LIST OF EFFECTIVE PAGES Updation.
				0.3 TABLE OF CONTENTS Change in page numbers.
				0.5 HISTORY OF REVISIONS Updation.
				2.1 COMPONENTS OVERHAUL DIVISION Typographic error in S/N 1128 and 1129 were repeated as 1130 and 1131 therefore deleted. S.No has changed from 1130 to till 1199.Addition of Components: S. No 1200 to 1233.
				3.1 INSTRUMENTS OVERHAUL DIVISION Addition of Components: S.No :382 to 385
				4.1 ACCESSORY OVERHAUL DIVISION (FUEL) S.No 31: Nomenclature, Part No, ATA Code, Vendor and LOM Updated S.No 33 & 34: Nomenclature, Part No, ATA Code, Vendor and LOM Updated. S.No 37: Part No, Vendor Name and LOM Updated S.No 44: Part No ATA Code, Vendor, LOM and Group Code Updated. S.No 51: Nomenclature, Part No and LOM Updated. Addition of Components. S.No : 75
				4.2 ACCESSORY OVERHAUL DIVISION (HYDRAULICS) Addition of Components S.No:219 to 224.
				4.3 ACCESSORY OVERHAUL DIVISION (ELECTRICAL) S. No 509 & 511: LOM Updated. S. No 510: Part No Updated, Addition of Components S. No:514 and 515. S. No 512: Part No Updated, Addition of Components S. No:514 and 515.
				4.4 ACCESSORY OVERHAUL DIVISION (PNEUMATICS) Addition of Components S.No:225 to 229
				5.1 ELECTRONICS OVERHAUL DIVISION Addition of Components S.No:299 to 301.

	CAPABILITY LIST		AIESL CAP/01		
			Part 0	Section 0.5	
	GENERAL		Issue 2	Rev 1	Mar 2021


Issue	REV. NO.	DATE OF REVISION	EFFECTIVE DATE	BRIEF DESCRIPTION OF CHANGES
Issue 1	Rev 7	21 Jan 2020	08 JUL 2020	0.1 RECORD OF REVISIONS - New revision number added.
				0.2 LIST OF EFFECTIVE PAGES – For Updation of Pages
				0.3 TABLE OF CONTENTS – Change in page numbers
				0.5 HISTORY OF REVISIONS – Brief description of changes
				2.1 COMPONENTS OVERHAUL DIVISION Addition of Components: S. No 1234 to 1239.
				4.2 ACCESSORY OVERHAUL DIVISION (HYDRAULICS) Addition of Components: S. No 225 to 229
				5.1 ELECTRONICS OVERHAUL DIVISION Addition of Components S. No: 302 to 303
Issue 1	Rev 8	24 Jul 2020	04 NOV 2020	0.1 RECORD OF REVISIONS - New revision number added.
				0.2 LIST OF EFFECTIVE PAGES – For Updation of Pages
				0.3 TABLE OF CONTENTS – Change in page numbers
				0.5 HISTORY OF REVISIONS – Brief description of changes
				2.1 COMPONENTS OVERHAUL DIVISION Addition of AIRBUS 320 FMLY LANDING GEAR Components: S. No 1240 to 1253
Issue 2	Rev 0	23 Dec 2020	31 DEC 2020	Revised Due to: 1.Change of Company Name & LOGO. 2.Section 7.2 - Base Maintenance Boeing 737-700/800/900 to cover up to 48,000 FH/36,000 FC / 20 Years service life. 3.Section 7.3 - Aircraft Battery Page No 2758 Added.  Signed by: Manoj Kumar Bajpai Director (New Division) Date: 09-Aug-2024 17:17:40
Issue 2	Rev 1	23 Mar 2021		0.1 Record of Revisions - New revision number added. 0.2 List of Effective Pages - for updation of revised pages. 0.5 History of revisions- Brief description of changes. 2.1 Components of Overhaul Division. Addition of component: S. No 1129 – 685Z1000-571

	CAPABILITY LIST		AIESL CAP/01		
			Part 0	Section 0.5	
	GENERAL		Issue 2	Rev 3	Feb 2022

Issue	REV. NO.	DATE OF REVISION	EFFECTIVE DATE	BRIEF DESCRIPTION OF CHANGES
Issue 2	Rev 2	01 Apr 2021		0.1 RECORD OF REVISIONS - New revision number added.
				0.2 LIST OF EFFECTIVE PAGES – For Updation of pages.
				0.3 TABLE OF CONTENTS -Updated
				0.4 PREAMBLE - Updated.
				0.5 HISTORY OF REVISIONS – Brief description of changes.
				0.7 DISTRIBUTION LIST- Updated.
				1.1 GENEARL DESCRIPTION- First para modified as " As described in AIESL MOE part 1, section 1.9"
				1.2 AIRCRAFT MAINTENANCE (BASE AND LINE MAINTENANCE) -The Content of this section is shifted to AIESL MOE Part 1, Section 1.9.
				2.1 COMPONENTS OVERHAUL DIVISION Addition of Components: S. No 1254.
				7.1 GENERAL DESCRIPTION - First para modified as " As described in AIESL MOE part 1, section 1.9"
				7.2 AIRCRAFT MAINTENANCE - The Content of this section is shifted to AIESL MOE Part 1, Section 1.9.
Issue 2	Rev 3	04 Feb 2022		0.1 RECORD OF REVISIONS - New revision number added.
				0.2 LIST OF EFFECTIVE PAGES – For Updation of pages.
				0.3 TABLE OF CONTENTS – Change in page numbers. Addition of new sections 8.3 and 8.4.
				0.5 HISTORY OF REVISIONS – Brief description of changes
				2.1 COMPONENTS OVERHAUL DIVISION Addition of Components S. No: 1255 to 1276
				3.1 INSTRUMENTS OVERHAUL DIVISION Addition of Components S. No: 297 to 298
				4.1 ACCESSORY OVERHAUL DIVISION (FUEL) Addition of Components S. No: 464 to 479
				4.3 ACCESSORY OVERHAUL DIVISION (ELECTRICAL) Addition of Components S. No: 516 to 521
				5.1 ELECTRONICS OVERHAUL DIVISION Addition of Components S. No: 304 to 308

	CAPABILITY LIST		AIESL CAP/01		
			Part 0	Section 0.5	
	GENERAL		Issue 2	Rev 4	Aug 2023

Issue	REV. NO.	DATE OF REVISION	EFFECTIVE DATE	BRIEF DESCRIPTION OF CHANGES
				8.1 CABIN SAFETY AND EMERGENCY SURVIVAL SHOP Header of the pages modified as COMPONENTS OVERHAUL DIVISION, NAGPUR. Addition of Components S. No: 7 to 8.
				8.2 OXYGEN SHOP Header of the pages modified as COMPONENTS OVERHAUL DIVISION, NAGPUR. Addition of Components S. No: 3 to 7 For component S no.1 level change from level 2 to level 3.
				8.3 New section for COMPONENTS OVERHAUL DIVISION -GENERAL PROCESSES, NAGPUR added. Addition of processes S. No: 1 to 16
				8.4 New section for STANDARDS DIVISION, NAGPUR added. Addition of processes S. No: 1 to 5
Issue 2	Rev 4	Aug 2023		0.1 RECORD OF REVISIONS - New revision number added.
				0.2 LIST OF EFFECTIVE PAGES –For Updation of pages.
				0.3 TABLE OF CONTENTS 1.For Updation of all pages. 2.Address is added in titles -Part 1,2,3,4,5,6,7,8 .
				0.4 PREAMBLE - Updated.
				<div>Signature valid</div> <div>Signed by: Manoj Kumar Bajpai Director (Airworthiness) Date: 09-Aug-2024 17:17:40</div>

	CAPABILITY LIST		AIESL CAP/01		
			Part 0	Section 0.5	
	GENERAL		Issue 2	Rev 4	Aug 2023

Issue	REV. NO.	DATE OF REVISION	EFFECTIVE DATE	BRIEF DESCRIPTION OF CHANGES
Issue 2	Rev 4	Aug 2023		0.5 HISTORY OF REVISIONS – Brief description of changes.
				2.1 COMPONENTS OVERHAUL DIVISION Addition of Components Sr. No: 1277 to 1337.
				3.1 INSTRUMENTS OVERHAUL DIVISION Addition of Components Sr. No: 399 to 419.
				4.1 ACCESSORY OVERHAUL DIVISION (FUEL) 1. Level change for Component Sr. No: 41 and 64. 2. Addition of Components Sr. No: 80. 3. Deleted Inadvertently, Components Sr. No: 81 to 82 added.
				4.2 ACCESSORY OVERHAUL DIVISION (HYDRAULICS) 1. Pages 4.2-16 to page 4.2-19 deleted due to repetitions and subsequent page nos. changed. 2. Level change for Component Sr.No: 130. 3. Addition of Components Sr.No: 230 to 234.
				4.3 ACCESSORY OVERHAUL DIVISION (ELECTRICAL) Addition of Components Sr.No: 522 to 523.
				7.3 COMPONENT OVERHAUL SHOP-THIRUVANANTHAPURAM For Components Sr. No 1, 2, 3. - Vendor P/N, ATA/ CMM Ref, Manufacturer/Vendor, Remark updated which was inadvertently missed out.
				7.4 OXYGEN SHOP-THIRUVANANTHAPURAM For Components Sr.No 1, 2. – ATA / CMM Ref, Manufacturer/Vendor, Remark updated which was inadvertently missed out.


Signature valid

Signed by: Manoj Kumar


Bajpai

Director (Airworthiness)


Date: 09-Aug-2024 17:17:40

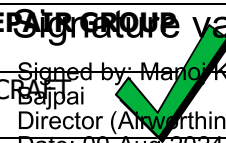
	CAPABILITY LIST		AIESL CAP/01		
			Part 0	Section 0.5	
	GENERAL		Issue 2	Rev 5	Apr 2024


Issue	REV. NO.	DATE OF REVISION	EFFECTIVE DATE	BRIEF DESCRIPTION OF CHANGES
Issue 2	Rev 5	Apr 2024		0.1 RECORD OF REVISIONS - New revision number added.
				0.2 LIST OF EFFECTIVE PAGES –For Updation of deleted pages.
				0.3 TABLE OF CONTENTS 1.For Updation of all deleted pages.
				0.5 HISTORY OF REVISIONS – Brief description of changes.
				Part 2.1 COMPONENTS OVERHAUL DIVISION: 1) Following Cap. List SL.NO are deleted as per approval letter no. Ref: IOD-16/196, dated 28/Nov/2023. 5,6,7,8,10,11,13,16,18,19,20,22,26,27,28,29,35,37,38,57,58,59,60,61,62,63,65,68,69,72,73,74,75,76,77,79,80,81,82,84,87,88,93,94,95,96,97,98,99,100,101,102,103,104,106,108,116,117,120,121,122,123,124,125,126,127,128,129,130,131,132,133,134,135,136,137,138,139,140,141,142,143,144,145,146,147,148,149,150,151,152,153,154,155,157,158,159,161,162,163,164,165,166,187,188,189,190,191,192,193,194,195,196,197,198,199,200,201,202,204,205,206,207,208,209,210,211,212,213,239,240,244,245,246,247,248,249,250,251,252,253,254,255,258,259,260,261,262,266,269,270,271,272,273,277,278,279,380,387,389,405,406,407,408,409,410,411,412,413,414,415,416,417,418,419,420,421,422,423,424,425,426,427,428,429,430,431,432,433,441,442,443,444,445,447,452,453,454,455,456,457,458,459,460,461,462,463,464,465,466,467,470,471,472,473,474,475,476,477,478,479,481,482,483,487,489,490,491,492,495,496,500,501,502,516,517,519,520,526,529,530,537,538,544,545,546,547,548,549,550,551,552,553,554,555,556,557,558,559,563,564,568,570,572,576,577,580,589,591,592,593,594,595,600,601,602,603,611,612,624,625,626,627,628,630,634,637,639,641,642,645,648,651,654,660,661,662,663,664,667,668,669,673,677,678,680,682,683,686,687,701,702,703,707,708,709,710,711,712,713,717,718,719,725,729,730,731,732,733,734,735,736,737,738,739,740,741,743,756,757,763,765,766,768,771,772,775,777,778,779,780,781,782,783,784,785,786,787,788,789,790,791,792,793,794,795,796,797,798,799,800,801,802,803,805,806,807,808,809,810,811,812,813,814,815,816,817,818,819,821,823,824,825,826,827,828,829,830,831,832,833,834,835,836,837,838,839,840,841,842,846,848,849,852,859,875,876,877,878,879,882,883,886,887,888,889,892,893,894,895,896,897,1014,1015,1016,1017,1018,1019,1020,1021,1022,1023,1024,1025,1026,1027,1030,1031,1032,1041,1042,1044,1045,1046,1047,1072,1079,1080,1081,1082,1083,1084,1085,1086,1087,1088,1089,1090,1091,1092,1093,1094,1095,1096,1097,1098,1099,1100,1101,1102,1103,1104,1105,1106,1107,1108,1109,1110,1111,1112,1113,1114,1115,1116,1117,1118,1119,1120,1121,1122,1123,1124,1125,1126,1127,1128,1129,1130,1131,1132,1133,1134,1135,1136,1137,1138,1139,1140,1141,1142,1143,1144,1145,1146,1147,1148,1149,1150,1151,1152,1153,1154,1155,1157,1158,1159,1161,1162,1163,1164,1165,1166,1167,1168,1169,1170,1171,1172,1173,1174,1175,1176,1177,1178,1179,1180,1181,1182,1183,1184,1185,1186,1187,1188,1189,1190,1191,1192,1193,1194,1195,1196,1197,1198,1199,1200,1201,1202,1203,1204,1205,1206,1207,1208,1209,1210,1211,1212,1213,1214,1215,1216,1217,1218,1219,1220,1221,1222,1223,1224,1225,1226,1227,1228,1229,1230,1231,1232,1233,1234,1235,1236,1237,1238,1239,1240,1241,1242,1243,1244,1245,1246,1247,1248,1249,1250,1251,1252,1253,1254,1255,1256,1257,1258,1259,1260,1261,1262,1263,1264,1265,1266,1267,1268,1269,1270,1271,1272,1273,1274,1275,1276,1277,1278,1279,1280,1281,1282,1283,1284,1285,1286,1287,1288,1289,1290,1291,1292,1293,1294,1295,1296,1297,1298,1299,1300,1301,1302,1303,1304,1305,1306,1307,1308,1309,1310,1311,1312,1313,1314,1315,1316,1317,1318,1319,1320,1321,1322,1323,1324,1325,1326,1327,1328,1329,1330,1331,1332,1333,1334,1335,1336,1337,1338,1339,1340,1341,1342,1343,1344,1345,1346,1347,1348,1349,1350,1351,1352,1353,1354,1355,1356,1357,1358,1359,1360,1361,1362,1363,1364,1365,1366,1367,1368,1369,1370,1371,1372,1373,1374,1375,1376,1377,1378,1379,1380,1381,1382,1383,1384,1385,1386,1387,1388,1389,1390,1391,1392,1393,1394,1395,1396,1397,1398,1399,1400,1401,1402,1403,1404,1405,1406,1407,1408,1409,1410,1411,1412,1413,1414,1415,1416,1417,1418,1419,1420,1421,1422,1423,1424,1425,1426,1427,1428,1429,1430,1431,1432,1433,1434,1435,1436,1437,1438,1439,1440,1441,1442,1443,1444,1445,1446,1447,1448,1449,1450,1451,1452,1453,1454,1455,1456,1457,1458,1459,1460,1461,1462,1463,1464,1465,1466,1467,1468,1469,1470,1471,1472,1473,1474,1475,1476,1477,1478,1479,1480,1481,1482,1483,1484,1485,1486,1487,1488,1489,1490,1491,1492,1493,1494,1495,1496,1497,1498,1499,1500,1501,1502,1503,1504,1505,1506,1507,1508,1509,1510,1511,1512,1513,1514,1515,1516,1517,1518,1519,1520,1521,1522,1523,1524,1525,1526,1527,1528,1529,1530,1531,1532,1533,1534,1535,1536,1537,1538,1539,1540,1541,1542,1543,1544,1545,1546,1547,1548,1549,1550,1551,1552,1553,1554,1555,1556,1557,1558,1559,1560,1561,1562,1563,1564,1565,1566,1567,1568,1569,1570,1571,1572,1573,1574,1575,1576,1577,1578,1579,1580,1581,1582,1583,1584,1585,1586,1587,1588,1589,1590,1591,1592,1593,1594,1595,1596,1597,1598,1599,1600,1601,1602,1603,1604,1605,1606,1607,1608,1609,1610,1611,1612,1613,1614,1615,1616,1617,1618,1619,1620,1621,1622,1623,1624,1625,1626,1627,1628,1629,1630,1631,1632,1633,1634,1635,1636,1637,1638,1639,1640,1641,1642,1643,1644,1645,1646,1647,1648,1649,1650,1651,1652,1653,1654,1655,1656,1657,1658,1659,1660,1661,1662,1663,1664,1665,1666,1667,1668,1669,1670,1671,1672,1673,1674,1675,1676,1677,1678,1679,1680,1681,1682,1683,1684,1685,1686,1687,1688,1689,1690,1691,1692,1693,1694,1695,1696,1697,1698,1699,1700,1701,1702,1703,1704,1705,1706,1707,1708,1709,1710,1711,1712,1713,1714,1715,1716,1717,1718,1719,1720,1721,1722,1723,1724,1725,1726,1727,1728,1729,1730,1731,1732,1733,1734,1735,1736,1737,1738,1739,1740,1741,1742,1743,1744,1745,1746,1747,1748,1749,1750,1751,1752,1753,1754,1755,1756,1757,1758,1759,1760,1761,1762,1763,1764,1765,1766,1767,1768,1769,1770,1771,1772,1773,1774,1775,1776,1777,1778,1779,1780,1781,1782,1783,1784,1785,1786,1787,1788,1789,1790,1791,1792,1793,1794,1795,1796,1797,1798,1799,1800,1801,1802,1803,1804,1805,1806,1807,1808,1809,1810,1811,1812,1813,1814,1815,1816,1817,1818,1819,1820,1821,1822,1823,1824,1825,1826,1827,1828,1829,1830,1831,1832,1833,1834,1835,1836,1837,1838,1839,1840,1841,1842,1843,1844,1845,1846,1847,1848,1849,1850,1851,1852,1853,1854,1855,1856,1857,1858,1859,1860,1861,1862,1863,1864,1865,1866,1867,1868,1869,1870,1871,1872,1873,1874,1875,1876,1877,1878,1879,1880,1881,1882,1883,1884,1885,1886,1887,1888,1889,1890,1891,1892,1893,1894,1895,1896,1897,1898,1899,1900,1901,1902,1903,1904,1905,1906,1907,1908,1909,1910,1911,1912,1913,1914,1915,1916,1917,1918,1919,1920,1921,1922,1923,1924,1925,1926,1927,1928,1929,1930,1931,1932,1933,1934,1935,1936,1937,1938,1939,1940,1941,1942,1943,1944,1945,1946,1947,1948,1949,1950,1951,1952,1953,1954,1955,1956,1957,1958,1959,1960,1961,1962,1963,1964,1965,1966,1967,1968,1969,1970,1971,1972,1973,1974,1975,1976,1977,1978,1979,1980,1981,1982,1983,1984,1985,1986,1987,1988,1989,1990,1991,1992,1993,1994,1995,1996,1997,1998,1999,2000,2001,2002,2003,2004,2005,2006,2007,2008,2009,2010,2011,2012,2013,2014,2015,2016,2017,2018,2019,2020,2021,2022,2023,2024,2025,2026,2027,2028,2029,2030,2031,2032,2033,2034,2035,2036,2037,2038,2039,2040,2041,2042,2043,2044,2045,2046,2047,2048,2049,2050,2051,2052,2053,2054,2055,2056,2057,2058,2059,2060,2061,2062,2063,2064,2065,2066,2067,2068,2069,2070,2071,2072,2073,2074,2075,2076,2077,2078,2079,2080,2081,2082,2083,2084,2085,2086,2087,2088,2089,2090,2091,2092,2093,2094,2095,2096,2097,2098,2099,2100,2101,2102,2103,2104,2105,2106,2107,2108,2109,2110,2111,2112,2113,2114,2115,2116,2117,2118,2119,2120,2121,2122,2123,2124,2125,2126,2127,2128,2129,2130,2131,2132,2133,2134,2135,2136,2137,2138,2139,2140,2141,2142,2143,2144,2145,2146,2147,2148,2149,2150,2151,2152,2153,2154,2155,2156,2157,2158,2159,2160,2161,2162,2163,2164,2165,2166,2167,2168,2169,2170,2171,2172,2173,2174,2175,2176,2177,2178,2179,2180,2181,2182,2183,2184,2185,2186,2187,2188,2189,2190,2191,2192,2193,2194,2195,2196,2197,2198,2199,2200,2201,2202,2203,2204,2205,2206,2207,2208,2209,2210,2211,2212,2213,2214,2215,2216,2217,2218,2219,2220,2221,2222,2223,2224,2225,2226,2227,2228,2229,2230,2231,2232,2233,2234,2235,2236,2237,2238,2239,2240,2241,2242,2243,2244,2245,2246,2247,2248,2249,2250,2251,2252,2253,2254,2255,2256,2257,2258,2259,2260,2261,2262,2263,2264,2265,2266,2267,2268,2269,2270,2271,2272,2273,2274,2275,2276,2277,2278,2279,2280,2281,2282,2283,2284,2285,2286,2287,2288,2289,2290,2291,2292,2293,2294,2295,2296,2297,2298,2299,2300,2301,2302,2303,2304,2305,2306,2307,2308,2309,2310,2311,2312,2313,2314,2315,2316,2317,2318,2319,2320,2321,2322,2323,2324,2325,2326,2327,2328,2329,2330,2331,2332,2333,2334,2335,2336,2337,2338,2339,2340,2341,2342,2343,2344,2345,2346,2347,2348,2349,2350,2351,2352,2353,2354,2355,2356,2357,2358,2359,2360,2361,2362,2363,2364,2365,2366,2367,2368,2369,2370,2371,2372,2373,2374,2375,2376,2377,2378,2379,2380,2381,2382,2383,2384,2385,2386,2387,2388,2389,2390,2391,2392,2393,2394,2395,2396,2397,2398,2399,2400,2401,2402,2403,2404,2405,2406,2407,2408,2409,2410,2411,2412,2413,2414,2415,2416,2417,2418,2419,2420,2421,2422,2423,2424,2425,2426,2427,2428,2429,2430,2431,2432,2433,2434,2435,2436,2437,2438,2439,2440,2441,2442,2443,2444,2445,2446,2447,2448,2449,2450,2451,2452,2453,2454,2455,2456,2457,2458,2459,2460,2461,2462,2463,2464,2465,2466,2467,2468,2469,2470,2471,2472,2473,2474,2475,2476,2477,2478,2479,2480,2481,2482,2483,2484,2485,2486,2487,2488,2489,2490,2491,2492,2493,2494,2495,2496,2497,2498,2499,2500,2501,2502,2503,2504,2505,2506,2507,2508,2509,2510,2511,2512,2513,2514,2515,2516,2517,2518,2519,2520,2521,2522,2523,2524,2525,2526,2527,2528,2529,2530,2531,2532,2533,2534,2535,2536,2537,2538,2539,2540,2541,2542,2543,2544,2545,2546,2547,2548,2549,2550,2551,2552,2553,2554,2555,2556,2557,2558,2559,2560,2561,2562,2563,2564,2565,2566,2567,2568,2569,2570,2571,2572,2573,2574,2575,2576,2577,2578,2579,2580,2581,2582,2583,2584,2585,2586,2587,2588,2589,2590,2591,2592,2593,2594,2595,2596,2597,2598,2599,2600,2601,2602,2603,2604,2605,2606,2607,2608,2609,2610,2611,2612,2613,2614,2615,2616,2617,2618,2619,2620,2621,2622,2623,2624,2625,2626,2627,2628,2629,2630,2631,2632,2633,2634,2635,2636,2637,2638,2639,2640,2641,2642,2643,2644,2645,2646,2647,2648,2649,2650,2651,2652,2653,2654,2655,2656,2657,2658,2659,2660,2661,2662,2663,2664,2665,2666,2667,2668,2669,2670,2671,2672,2673,2674,2675,2676,2677,2678,2679,2680,2681,2682,2683,2684,2685,2686,2687,2688,2689,2690,2691,2692,2693,2694,2695,2696,2697,2698,2699,2700,2701,2702,2703,2704,2705,2706,2707,2708,2709,2710,2711,2712,2713,2714,2715,2716,2717,2718,2719,2720,2721,2722,2723,2724,2725,2726,2727,2728,2729,2730,2731,2732,2733,2734,2735,2736,2737,2738,2739,2740,2741,2742,2743,2744,2745,2746,2747,2748,2749,2750,2751,2752,2753,2754,2755,2756,2757,2758,2759,2760,2761,2762,2763,2764,2765,2766,2767,2768,2769,2770,2771,2772,2773,2774,2775,2776,2777,2778,2779,2780,2781,2782,2783,2784,2785,2786,2787,2788,2789,2790,2791,2792,2793,2794,2795,2796,2797,2798,2799,2800,2801,2802,2803,2804,2805,2806,2807,2808,2809,2810,2811,2812,2813,2814,2815,2816,2817,2818,2819,2820,2821,2822,2823,2824,2825,2826,2827,2828,2829,2830,2831,2832,2833,2834,2835,2836,2837,2838,2839,2840,2841,2842,2843,2844,2845,2846,2847,2848,2849,2850,2851,2852,2853,2854,2855,2856,2857,2858,2859,2860,2861,2862,2863,2864,2865,2866,2867,2868,2869,2870,2871,2872,2873,2874,2875,2876,2877,2878,2879,2880,2881,2882,2883,2884,2885,2886,2887,2888,2889,2890,2891,2892,2893,2894,2895,2896,2897,2898,2899,2900,2901,2902,2903,2904,2905,2906,2907,2908,2909,2910,2911,2912,2913,2914,2915,2916,2917,2918,2919,2920,2921,2922,2923,2924,2925,2926,2927,2928,2929,2930,2931,2932,2933,2934,2935,2936,2937,2938,2939,2940,2941,2942,2943,2944,2945,2946,2947,2948,2949,2950,2951,2952,2953,2954,2955,2956,2957,2958,2959,2960,2961,2962,2963,2964,2965,2966,2967,2968,2969,2970,2971,2972,2973,2974,2975,2976,2977,2978,2979,2980,2981,2982,2983,2984,2985,2986,2987,2988,2989,2990,2991,2992,2993,2994,2995,2996,2997,2998,2999,3000,3001,3002,3003,3004,3005,3006,3007,3008,3009,3010,3011,3012,3013,3014,3015,3016,3017,3018,3019,3020,3021,3022,3023,3024,3025,3026,3027,3028,3029,3030,3031,3032,3033,3034,3035,3036,3037,3038,3039,3040,3041,3042,3043,3044,3045,3046,3047,3048,3049,3050

	CAPABILITY LIST		AIESL CAP/01		
	GENERAL		Part 0	Section 0.5	
			Issue 2	Rev 5	Apr 2024

				<p>Part 2.2 COMPONENTS OVERHAUL DIVISION-GENERAL PROCESS: Following Cap. List general process are deleted as per approval letter no. Ref: IOD-16/196, dated 28/Nov/2023.</p> <p>A. STRUCTURAL REPAIR GROUP</p> <table><tr><th>S/N</th><th>WORK/ACTIVITY</th><th>REF. DOCUMENT/SPEC.</th><th>EQUIPMENT</th></tr><tr><td>1</td><td></td><td>AIRBUS A310, A300B4</td><td>ELOTEST B1, MIZ-10B,LOCATORUH, RECHII</td></tr><tr><td>2</td><td></td><td>A310/ A300B4</td><td></td></tr><tr><td>3</td><td></td><td>PMS 01-03-12 PMS 01-03-13 PMS 01-03-15 PMS 01-03-17</td><td></td></tr><tr><td>4 (a)</td><td>A310,A300B4</td><td>DUCT REPAIR MANUAL OF A310, A300B4 Ch 21-11-01 to 21-63-02 & Ch 25-34-01, 26-15-01, 30-11-05, 36-11-05 to 36-14-05</td><td></td></tr><tr><td>5 (a),</td><td></td><td>A310 AMM 25-00-00 A310 CMM 53-10-20, A300 AMM 25-00-00</td><td></td></tr><tr><td>6</td><td></td><td>PMS 01-04-20, PMS 01-04-21</td><td></td></tr><tr><td colspan="4">B. SYSTEMS AND CONTROLS</td></tr><tr><td>S/N</td><td>WORK/ACTIVITY</td><td>REF. DOCUMENT/SPEC.</td><td>EQUIPMENT</td></tr><tr><td>1</td><td>A310, A300B4</td><td></td><td></td></tr><tr><td>2</td><td>A310, A300B4</td><td>AMM CHAPTER 20 OF A310, A300B4</td><td></td></tr></table>	S/N	WORK/ACTIVITY	REF. DOCUMENT/SPEC.	EQUIPMENT	1		AIRBUS A310, A300B4	ELOTEST B1, MIZ-10B,LOCATORUH, RECHII	2		A310/ A300B4		3		PMS 01-03-12 PMS 01-03-13 PMS 01-03-15 PMS 01-03-17		4 (a)	A310,A300B4	DUCT REPAIR MANUAL OF A310, A300B4 Ch 21-11-01 to 21-63-02 & Ch 25-34-01, 26-15-01, 30-11-05, 36-11-05 to 36-14-05		5 (a),		A310 AMM 25-00-00 A310 CMM 53-10-20, A300 AMM 25-00-00		6		PMS 01-04-20, PMS 01-04-21		B. SYSTEMS AND CONTROLS				S/N	WORK/ACTIVITY	REF. DOCUMENT/SPEC.	EQUIPMENT	1	A310, A300B4			2	A310, A300B4	AMM CHAPTER 20 OF A310, A300B4	
S/N	WORK/ACTIVITY	REF. DOCUMENT/SPEC.	EQUIPMENT																																													
1		AIRBUS A310, A300B4	ELOTEST B1, MIZ-10B,LOCATORUH, RECHII																																													
2		A310/ A300B4																																														
3		PMS 01-03-12 PMS 01-03-13 PMS 01-03-15 PMS 01-03-17																																														
4 (a)	A310,A300B4	DUCT REPAIR MANUAL OF A310, A300B4 Ch 21-11-01 to 21-63-02 & Ch 25-34-01, 26-15-01, 30-11-05, 36-11-05 to 36-14-05																																														
5 (a),		A310 AMM 25-00-00 A310 CMM 53-10-20, A300 AMM 25-00-00																																														
6		PMS 01-04-20, PMS 01-04-21																																														
B. SYSTEMS AND CONTROLS																																																
S/N	WORK/ACTIVITY	REF. DOCUMENT/SPEC.	EQUIPMENT																																													
1	A310, A300B4																																															
2	A310, A300B4	AMM CHAPTER 20 OF A310, A300B4																																														

	CAPABILITY LIST			AIESL CAP/01		
	GENERAL			Part 0		Section 0.5
				Issue 2	Rev 5	Apr 2024


				4	A310, A300B4		
				5	MANUFACTURE OF FLEXIBLE HOSES --- B747 (ONLY RESISTOFLEX)	BAC 5037 FOR B747	HOSE END FITTING SWAGER
				8	JT 9D 7J, 7Q & PW4056 FAN CASE SEGMENT REPLACEMENT	PRATT&WHITNEY ENGINE MANUAL	
				9	JT 9D 7J, 7Q AND P&W 4056 STATOR AIRSEAL RING RUBBER MOULDING	PRATT&WHITNEY ENGINE MANUAL	MOULD FIXTURES & OVENS
				C. CABIN SURVIVAL AND SAFETY EQUIPMENT			
				S/N	WORK/ACTIVITY	REF. DOCUMENT/SPEC.	EQUIPMENT
				1	INERTIA REEL TESTING	OPERATION & SERVICE MANUAL PART NO. 3101115	INERTIA REEL "G" TESTER PART NO. 3101115- 01
				D. LANDING GEAR GROUP			
				S/N	WORK/ACTIVITY	REF. DOCUMENT/SPEC.	EQUIPMENT
				2		AIRBUS 51-90-00	
				E. COMPOSITE MATERIAL REPAIR GROUP			
				<div style="text-align: center;">  <p>Signed by: Manoj Kumar Bajpai Director (Airworthiness) Date: 09-Aug-2024 17:17:40</p> </div>			
				S/N	WORK/ACTIVITY	REF. DOCUMENT/SPEC.	EQUIPMENT
				1	WET LAYUP ROOM TEMPERATURE CURE		
					a) GRFP / ARFP B747 - 200 / 300	D6 – 13592 SRM 51-40-15	

	CAPABILITY LIST		AIESL CAP/01		
	GENERAL		Part 0		Section 0.5
			Issue 2	Rev 5	Apr 2024

				2	a) GRFP / ARFP B747 - 200 / 300	D6 – 13592 SRM 51-40-15	ATACS HOTBONDER 8024-2
				3	a) GFRP / AFRP B747 - 200 / 300	D6–13592 SRM 51-40-14	ATACS HOTBONDER 8024-2
				4	a) GFRP B747 - 200 / 300	D6-13592 SRM 51-40-12	ATACS HOTBONDER 8024-2
				6	a) METAL TO METAL HOTBOND REPAIR B747 - 200/300	D6–13592 SRM 51-40-05	ATACS HOTBONDER 8024-2
					b) ALUMINUM HONEYCOMB STRUCTURE B747 - 200/300	D6-13592 SRM 51-40-06	ATACS HOTBONDER 8024-2
				II) AIRBUS A310 AIRCRAFT			
				S/N	WORK/ACTIVITY	REF. DOCUMENT/SPEC.	EQUIPMENT
				1	COMPOSITE REPAIR--- SKIN DAMAGE	SRM 51 - 77 - 11	ATACS HOTBONDER 8024-2
					a) ROOM TEMP. REPAIR		
					b) HOT BOND REPAIR		
				2	COMPOSITE REPAIR-- SANDWICH STRUCTURE	SRM 51 - 77 - 12	ATACS HOTBONDER 8024-2
					a) ROOM TEMP. REPAIRS		
					b) HOT BOND REPAIRS		
				3	COMPOSITE REPAIR --MONOLITHIC STRUCTURE	SRM 51 - 77 - 13	ATACS HOTBONDER 8024-2
					a) ROOM TEMP REPAIRS		
					b) HOT BOND REPAIRS		

Signature valid


Signed by: Manoj Kumar Bajpai
Director (Airworthiness)
Date: 09-Aug-2024 17:17:40

	CAPABILITY LIST		AIESL CAP/01		
			Part 0	Section 0.5	
	GENERAL		Issue 2	Rev 5	Apr 2024

				III) AIRBUS A300B4 AIRCRAFT																				
				<table><tr><th>S/N</th><th>WORK/ACTIVITY</th><th>REF. DOCUMENT/SPEC.</th><th>EQUIPMENT</th></tr><tr><td>1</td><td>ROOM TEMP.REPAIR TO GFRP COMPONENT</td><td>SRM 51 - 42 – 20</td><td></td></tr><tr><td>2</td><td>ROOM TEMP.REPAIR TO METAL COMPONENT</td><td>SRM 51 - 42 – 20</td><td></td></tr><tr><td>3</td><td>HOT BOND REPAIR TO METAL SKIN COMP.</td><td>SRM 51 - 42 – 20</td><td>ATACS HOTBONDER 8024-2</td></tr></table>	S/N	WORK/ACTIVITY	REF. DOCUMENT/SPEC.	EQUIPMENT	1	ROOM TEMP.REPAIR TO GFRP COMPONENT	SRM 51 - 42 – 20		2	ROOM TEMP.REPAIR TO METAL COMPONENT	SRM 51 - 42 – 20		3	HOT BOND REPAIR TO METAL SKIN COMP.	SRM 51 - 42 – 20	ATACS HOTBONDER 8024-2				
S/N	WORK/ACTIVITY	REF. DOCUMENT/SPEC.	EQUIPMENT																					
1	ROOM TEMP.REPAIR TO GFRP COMPONENT	SRM 51 - 42 – 20																						
2	ROOM TEMP.REPAIR TO METAL COMPONENT	SRM 51 - 42 – 20																						
3	HOT BOND REPAIR TO METAL SKIN COMP.	SRM 51 - 42 – 20	ATACS HOTBONDER 8024-2																					
				I) GEN.ELEC.CF6 - 80C2 ENGINE / A310 / B747 Combi AIRCRAFT																				
				<table><tr><th>S/N</th><th>WORK/ACTIVITY</th><th>REF. DOCUMENT/SPEC.</th><th>EQUIPMENT</th></tr><tr><td>1</td><td>AL. HONEYCOMB STRUCTURE REPAIR B747 - 300 AIRCRAFT</td><td>D6-13592 SRM 51-40-06</td><td>ATACS HOTBONDER 8024-2</td></tr><tr><td>2</td><td>WIRE MESH / FIXED STRUCTURE REPAIR --- Martin Marietta</td><td>MR 92466 CMM 78-32-02</td><td>ATACS HOTBONDER 8024-2</td></tr><tr><td>3</td><td>TRANSLATING COWL REPAIR Martin Marietta</td><td>MR 92466 CMM 78-32-31</td><td>ATACS HOTBONDER 8024-2</td></tr><tr><td>4</td><td>BLOCKER DOOR REPAIRS --- Martin Marietta</td><td>MR 92466 CMM 78-32-03</td><td>ATACS HOTBONDER 8024-2</td></tr></table>	S/N	WORK/ACTIVITY	REF. DOCUMENT/SPEC.	EQUIPMENT	1	AL. HONEYCOMB STRUCTURE REPAIR B747 - 300 AIRCRAFT	D6-13592 SRM 51-40-06	ATACS HOTBONDER 8024-2	2	WIRE MESH / FIXED STRUCTURE REPAIR --- Martin Marietta	MR 92466 CMM 78-32-02	ATACS HOTBONDER 8024-2	3	TRANSLATING COWL REPAIR Martin Marietta	MR 92466 CMM 78-32-31	ATACS HOTBONDER 8024-2	4	BLOCKER DOOR REPAIRS --- Martin Marietta	MR 92466 CMM 78-32-03	ATACS HOTBONDER 8024-2
S/N	WORK/ACTIVITY	REF. DOCUMENT/SPEC.	EQUIPMENT																					
1	AL. HONEYCOMB STRUCTURE REPAIR B747 - 300 AIRCRAFT	D6-13592 SRM 51-40-06	ATACS HOTBONDER 8024-2																					
2	WIRE MESH / FIXED STRUCTURE REPAIR --- Martin Marietta	MR 92466 CMM 78-32-02	ATACS HOTBONDER 8024-2																					
3	TRANSLATING COWL REPAIR Martin Marietta	MR 92466 CMM 78-32-31	ATACS HOTBONDER 8024-2																					
4	BLOCKER DOOR REPAIRS --- Martin Marietta	MR 92466 CMM 78-32-03	ATACS HOTBONDER 8024-2																					
				II) GEN.ELEC CF6 - 50C2 ENGINE / A300B4 AIRCRAFT																				
				<table><tr><th>S/N</th><th>WORK/ACTIVITY</th><th>REF. DOCUMENT/SPEC.</th><th>EQUIPMENT</th></tr><tr><td>1</td><td>METAL TO METAL REPAIR</td><td>SRM 51 - 00 - 00</td><td>ATACS HOTBONDER 8024-2</td></tr><tr><td>2</td><td>HONEY COMB SKIN REPAIR</td><td>SRM 51 - 00 - 00</td><td>ATACS HOTBONDER 8024-2</td></tr><tr><td>3</td><td>METAL TO METAL BOND</td><td>D6-13592 SRM 51-40-05</td><td>ATACS HOTBONDER 8024-2</td></tr></table>	S/N	WORK/ACTIVITY	REF. DOCUMENT/SPEC.	EQUIPMENT	1	METAL TO METAL REPAIR	SRM 51 - 00 - 00	ATACS HOTBONDER 8024-2	2	HONEY COMB SKIN REPAIR	SRM 51 - 00 - 00	ATACS HOTBONDER 8024-2	3	METAL TO METAL BOND	D6-13592 SRM 51-40-05	ATACS HOTBONDER 8024-2				
S/N	WORK/ACTIVITY	REF. DOCUMENT/SPEC.	EQUIPMENT																					
1	METAL TO METAL REPAIR	SRM 51 - 00 - 00	ATACS HOTBONDER 8024-2																					
2	HONEY COMB SKIN REPAIR	SRM 51 - 00 - 00	ATACS HOTBONDER 8024-2																					
3	METAL TO METAL BOND	D6-13592 SRM 51-40-05	ATACS HOTBONDER 8024-2																					

Signature valid


Signed by: Manoj Kumar Bajpai
Director (Airworthiness)
Date: 09-Aug-2024 17:17:40

	CAPABILITY LIST		AIESL CAP/01		
			Part 0	Section 0.5	
	GENERAL		Issue 2	Rev 5	Apr 2024

ISSUE NO.	REV. NO.	DATE OF REVISION	EFFECTIVE DATE	BRIEF DESCRIPTION OF CHANGES
Issue 2	Rev 5	Apr 2024		<p>3.1 INSTRUMENTS OVERHAUL DIVISION</p> <p>Following Cap. List SL.NO are deleted as per approval letter no. Ref: IOD-16/196, dated 28/Nov/2023.</p> <p>14,18,23,26,27,28,31,35,37,38,39,40,41,48,49,50,51,56,59,60,61,65,66,67,68,69,70,72,73,74,76,80,81,84,85,86,88,89,90,91,92,97,98,99,104,105,106,107,108,109,110,111,112,113,114,115,116,117,118,119,120,121,122,123,124,125,126,127,128,129,133,134,135,136,143,144,145,146,147,153,155,158,159,160,163,164,165,166,167,169,170,171,172,173,174,175,176,178,179,180,181,185,186,187,188,196,197,198,199,201,202,204,206,208,209,210,211,212,213,214,215,216,225,226,227,241,264,305,306,311,312,313,317,329,330,345</p>
				<p>4.3 ACCESSORY OVERHAUL DIVISION (ELECTRICAL)</p> <p>Following Cap. List SL.NO are deleted as per approval letter no. Ref: IOD-16/196, dated 28/Nov/2023.</p> <p>101, 102, 135,236.</p>
				<p>5.1 ELECTRONICS OVERHAUL DIVISION</p> <p>Following Cap. List SL.NO are deleted as per approval letter no. Ref: IOD-16/196, dated 28/Nov/2023.</p> <p>2,19,20,21,22,23,25,26,27,31,32,33,34,35,36,37,38,39,41,42,43,44,46,47,49,50,51,52,53,54,55,56,58,60,64,67,69,71,73,75,80,84,86,87,88,89,90,91,94,95,96,97,98,99,101,102,103,104,105,107,109,111,116,117,118,119,123,124,125,126,127,129,130,132,133,134,141,142,143,144,145,146,147,148,149,150,153,160,161,164,165,169,170,176,187,188,189,250.</p>

Signature valid


Signed by: Manoj Kumar
Bajpai
Director (Airworthiness)
Date: 09-Aug-2024 17:17:40

	CAPABILITY LIST		AIESL CAP/01		
			Part 0	Section 0.5	
	GENERAL		Issue 2	Rev 6	Jun 2024

ISSUE NO.	REV. NO.	DATE OF REVISION	EFFECTIVE DATE	BRIEF DESCRIPTION OF CHANGES
Issue 2	Rev 6	Jun 2024		0.1 RECORD OF REVISIONS - New revision number added.
				0.2 LIST OF EFFECTIVE PAGES – For Updation of pages.
				0.3 TABLE OF CONTENTS – Updated
				0.4 PREAMBLE – Updated.
				0.5 HISTORY OF REVISIONS – Brief description of changes.
				0.7 DISTRIBUTION LIST- Updated.
				2.1 COMPONENTS OVERHAUL DIVISION Addition of Components Sr. No: 883 to 892.
				3.1 INSTRUMENTS OVERHAUL DIVISION Addition of Components Sr. No: 282 to 287.
				4.3 ACCESSORY OVERHAUL DIVISION (ELECTRICAL) Addition of Components Sr.No: 520 to 527.
				5.1 ELECTRONICS OVERHAUL DIVISION Addition of Components S. No: 211 to 217

Signature valid

Signed by: Manoj Kumar
Bajpai
Director (Airworthiness)
Date: 09-Aug-2024 17:17:40

	CAPABILITY LIST		AIESL CAP/01		
			Part 0		Section 0.6
	GENERAL		Issue 2	Rev 0	Dec 2020

0.6 DEFINITIONS

A LEVEL OF MAINTENANCE

Scope of work approved by RAO to carry out work on a particular unit /component/ part is by level of maintenance as given below

LEVEL OF MAINT.	SCOPE OF WORK
LEVEL: 1	ONLY TESTING
LEVEL: 2	MODULE/ SUB ASSEMBLY/ PCB LEVEL MAINTENANCE & TESTING
LEVEL: 3	OVERHAUL AND TESTING

B * INDICATES UNIT ALSO EASA PART 145 APPROVED.

C APPROVAL GROUPS

- The approval group in remarks column indicates that the item falls under the Scope of approval and suffix indicates subsection of personnel as endorsed in his / her approved book. (Ref. individual approval books for details).


Example: - Group 5A, Group 5: Indicates Landing Gear & its components, A: Indicates Aircrafts B747-400

- Rating in Capability List column indicates: A category 'C' class Rating means that CAR-145 approved maintenance organization may carry out maintenance on uninstalled components (excluding engine & APUs) intended for fitment to the aircraft or engine /APU. Suffix indicates group & subsection. (Ref. MOE section 1.9, Part 1 & page 1)

Example: - C14 - A, C: Indicates category 'C' class rating for components except complete engine or APU. 14: Indicates Landing Gear group. A: Indicates Aircraft B747-400.

Signature valid

Signed by: Manoj Kumar
Bajpai
Director (Airworthiness)
Date: 09-Aug-2024 17:17:40

	CAPABILITY LIST		AIESL CAP/01		
	GENERAL		Part 0		Section 0.7
			Issue 2	Rev 6	Jun 2024

0.7 DISTRIBUTION LIST

This Capability List is available on Engineering CD servers under the heading "CAPABILITY LIST" URL to login and access : <https://console.aws.amazon.com/s3/>

Signature valid

Signed by: Manoj Kumar
Bajpai
Director (Airworthiness)
Date: 09-Aug-2024 17:17:40




CAPABILITY LIST

Part 1

GENERAL DESCRIPTION OF SHOP CAPABILITIES

Signature void
Signed by: Harsh Kumar
Date: 09-Aug-2024 17:17:40
Director (Aviation)

	CAPABILITY LIST		AIESL CAP/01		
	GENERAL DESCRIPTION		Part 1		Section 1.1
			Issue 2	Rev 2	Apr 2021


1.1 GENERAL DESCRIPTION OF A310,B737 B747, B777 AND B787 CAPABILITIES

CLASS	RATING	DETAILS	
AIRCRAFT	A1	AIRCRAFT ABOVE 5700 KG	AS DESCRIBED AIESL MOE PART 1. SECTION 1.9 .
COMPONENTS OTHER THAN COMPLETE ENGINE & APU	C1, C2, C3, C4, C5, C6, C7, C8, C9, C12, C13, C14, C15, C17, C18, C19 & C20.		AS PER THE PART 2.1, 2.2, 3, 4.1, 4.2, 4.3, 4.4, 5 & 6 OF AIESL CAPABILITY LIST (AIESL CAP/1)
SPECIALIZED SERVICES	D1-NDT	EDDY CURRENT INSPECTION LIQUID PENETRANT INSPECTION ULTRASONIC INSPECTION MAGNETIC PARTICLES INSPECTION X-RAY	IN ACCORDANCE WITH ASNT GUIDELINES PUBLISHED IN SNT-TC-1A (2001) AND DGCA DOCUMENT CAR, SECTION 2, SERIES L, PART XIV.
ADDITIONAL CAPABILITIES		FUEL/OIL LAB, STANDARD ROOM ETC	AS DESCRIBED IN PART 6 OF AIESL CAPABILITY LIST (AIESL CAP/1)


Date: 09-Aug-2024 17:17:40
 Signed by: Head of Bureau
 Signature valid
 Inspector (Aviation)

	CAPABILITY LIST		AIESL CAP/01		
	GENERAL DESCRIPTION		Part 1	Section 1.1	
			Issue 2	Rev 0	Dec 2020

Skill Code	Aircraft/Eng.	Full scope of approvals	CAR-145 Rating	Approval Group as per Shop cap list of AIESL	Ref. Doc. DGCA Approved CAPABILITY LIST- AIESL/CAP/01
AIQ-AD-11.1	A310	Inspection, Repair, Mod, Testing, Overhaul, Processes and related work on aircraft for system components.	C12	A310 Gr-11	Part 4, Section 4.1 &4.2
AIQ-AD-11.2	B747-400			B747-400 Gr -11	
AIQ-AD-12.1	A310		C14	A310Gr- 12	
AIQ-AD-12.2	B747-400			B747-400 Gr - 12	
AIQ-AD-13.1	A310		C8	A310Gr- 13	
AIQ-AD-13.2	B747-400			B747-400 Gr - 13	
AIQ-AD-14.1	A310		C6, C7, C8,	A310Gr -14	
AIQ-AD-14.2	B747-400		C2, C4, C5	B747-400 Gr -14	
AIQ-AD-15.1	CF6-80C2		C7	A310Gr- 15	
AIQ-AD-15.2	PW4000			B747-400 Gr -15	
AIQ-AD-15.3	CF6-50C2		C7	A300Gr- 15	
AIQ-AD-16.1	A310 APU			A310Gr- 16	
AIQ-AD-16.2	B747-400 APU		C7	B747-400 Gr -16	
AIQ-AD-17.1	CF6-80C2		C7	A310Gr- 17	
AIQ-AD-17.2	PW4000			B747-400 Gr -17	
AIQ-AD-17.3	CF6-50C2		C7	300B4 Gr - 17	
AIQ-AD-18.1	CF6-80C2		C7	A310Gr- 18	
AIQ-AD-18.2	PW4000			B747-400 Gr -18	
AIQ-AD-18.3	CF6-50C2			A300B4 Gr - 18	

	CAPABILITY LIST		AIESL CAP/01	
	GENERAL DESCRIPTION		Part 1	Section 1.1
			Issue 2	Rev 0 Dec 2020

Skill Code	Aircraft/Eng.	Full scope of approvals	CAR-145 Rating	Approval Group as per Shop cap list of AIESL	Ref. Doc. DGCA Approved CAPABILITY LIST- AIESL/CAP/01
AIQ-AD-27.1	B737		C14	B737-800 Gr -27	Part 4, Section 4.1 &4.2
AIQ-AD-27.2	B777			B777Gr - 27	
AIQ-AD-28.1	B737		C2, C8	B37-800 Gr -28	
AIQ-AD-28.2	B777			B777Gr - 28	
AIQ-AD-29.1	B737		C12	B737-800 Gr -29	
AIQ-AD-29.2	B777			B777Gr - 29	
AIQ-AD-30.1	B737		C2, C4, C7	B737-800 Gr -30	
AIQ-AD-30.2	B777			B777Gr - 30	
AIQ-AD-31.1	B737		C7	B737-800 Gr -31	
AIQ-AD-31.2	B777			B777Gr - 31	
AIQ-AD-32.1	B737		C7	B737-800 Gr -32	
AIQ-AD-32.2	B777			B777Gr - 32	
AIQ-AD-33.1	B737		C7	B737-800 Gr -33	
AIQ-AD-33.2	B777			B777Gr - 33	
AIQ-AD-34.0		Issue of CA Form 1 after components maintenance to level specified in capability list			

Signature valid
 Approved by: 
 Director (Aviation)
 Date: 09-Aug-2024 17:17:40

	CAPABILITY LIST		AIESL CAP/01	
			Part 1	Section 1.1
	GENERAL DESCRIPTION		Issue 2	Rev 0 Dec 2020

Skill Code	Aircraft/Eng.	FULL SCOPE OF APPROVALS	CAR-145 Rating	Approval Group as per Shop cap list of AIESL	Ref. Doc. DGCA Approved CAPABILITY LIST-AIESL/CAP/01	
AIQ-AD-1.1 AIQ-AD-1.2	A310 B747-400	Inspection, Repair, Mod, Testing, Overhaul, Processes and related work on aircraft for system components.	C1,C2,C3,C4, C5,C6,C8,C9, C13,C14,C15, C17, C18	A310 Gr-1 B747-400 Gr -1	Part 4, Section 4.3	
AIQ-AD-2.1 AIQ-AD-2.2 AIQ-AD-2.3	A310 APU / CF6-80C2 B747-400 APU / PW4000 A300B4 APU / CF6-50C2		C7	A310 Gr-2 B747-400 Gr -2 A300B4 Gr -2		
AIQ-AD-3.1 AIQ-AD-3.2 AIQ-AD-3.3	A310 B747-400 A300B4		C5	A310 Gr- 3 B747-400 Gr - 3 A300B4 Gr - 3		
AIQ-AD-4.1 AIQ-AD-4.2 AIQ-AD-4.3	CF6-80C2 PW 4000 CF6-50C2		C5	A310 Gr -4 B747-400 Gr - 4 A300B4 Gr - 4		
AIQ-AD-5.1 AIQ-AD-5.2	A310 B747-400		C6	A310 Gr- 5 B747-400 Gr - 5		
AIQ-AD-19.1 AIQ-AD-19.2	B737 B777		C1, C2, C8, C9, C17	B737-800 Gr -19 B777 Gr - 19		
AIQ-AD-20.1 AIQ-AD-20.2	B737 B777		C4, C6	B737-800 Gr -20 B777 Gr - 20		
AIQ-AD-21.1 AIQ-AD-21.2	B737 B777		C1, C2, C8, C9, C17	B737-800 Gr -21 B777 Gr - 21		
AIQ-AD-22.1 AIQ-AD-22.2	B737 APU /CFM 56 B777 APU /GE 90		C12, C13, C14, C18,	B737-800 Gr -22 B777 Gr - 22		
AIQ-AD-23.1 AIQ-AD-23.2	B737 B777		C12, C13, C14, C18,	B737-800 Gr -23 B777 Gr - 23		
AIQ-AD-34.0	Issue of CA Form 1 after component maintenance to level specified in Capability List					

	CAPABILITY LIST		AIESL CAP/01		
			Part 1		Section 1.1
	GENERAL DESCRIPTION		Issue 2		Rev 0
					Dec 2020

Skill Code	Aircraft/Eng.	FULL scope of approvals	CAR-145 Rating	Approval Group as per Shop cap list of AIESL	Ref. Doc. DGCA Approved CAPABILITY LIST-AIESL/CAP/01
AIQ-AD-6.1 AIQ AD-6.2 AIQ-AD-6.3	A310 B747-400 A300B4	Inspection, Repair, Mod, Testing, Overhaul, Processes and related work on aircraft for system components.	C7,C17(Engine), C18	A310 Gr- 6 B747-400 Gr -6 A300B4 Gr-6	Part 4, Section 4.4
AIQ-AD-7.1 AIQ-AD-7.2	A310 B747-400		C1	A310 Gr- 7 B747-400 Gr - 7	
AIQ-AD-8.1 AIQ-AD-8.2	A310 B747-400		C8 ,C12 ,C18,C17 (Air frame)	A310 Gr-8 B747-400 Gr - 8	
AIQ-AD-9.1 AIQ-AD-9.2	A310 B747-400		C7	A310Gr-9 B747-400 Gr - 9	
AIQ-AD-10.1 AIQ-AD-10.2	A310 B747-400		C1	A310Gr-10 B747-400 Gr -10	
AIQ-AD-24.1 AIQ-AD-24.2	B737 APU /CFM 56 B777 APU /GE 90		C7, C17	B737-800Gr-24 B777 Gr -24	
AIQ-AD-25.1 AIQ-AD-25.2	B737 B777		C1, C17	B737-800Gr-25 B777 Gr - 25	
AIQ-AD-26.1 AIQ-AD-26.2	B737 B777		C5, C6, C7, C12, C18	B777Gr-26 B737-800 Gr - 26	
AIQ-AD-34.0	Issue of CA Form 1 after component maintenance to level specified in Capability List				

Note: Cap list AIESL/CAP/01, Part 4, Section 4.1,4.2,4.3,4.4, Remarks Column “Group Suffix A, B, C, D, E, F, G denotes 747, A300, A310, B747-400, B737, B777 & B787 Aircraft respectively.

Signature valid
Signed by: Manoj Kumar
Bajpai
Director (Aircrafts)
Date: 09-Aug-2024 17:17:40



CAPABILITY LIST

AIESL CAP/01

Part 1

Section 1.1

GENERAL

Issue 2

Rev 0

Dec 2020

Skill Code	Aircraft/ Engine	FULL Scope Approvals	CAR 145 Rating	Ref. Doc. Shop Cap List AIESL-CAP/01, Sec. 2.1	Ref. Doc. Shop Cap List AIESL- CAP/01, Sec. 2.2
AIQ-CD-1.1	A310	Inspection, Repair, testing, overhaul, modification and processes and related work on aircraft for System components, Fuel, Oil, Air conditioning, and Water System Components, all plumbing.	C1, C7, C9, C12, C17, A1	Group 01C	Group B2 thru B6, B11
AIQ-CD-1.2	B747-400			Group 01D	
AIQ-CD-1.3	B737			Group 01E	
AIQ-CD-1.4	B777			Group 01F	
AIQ-CD-1.5	B787			Group 01G	
AIQ-CD-2.1	B747-400	Inspection, Repair, testing, overhaul, modification and processes and related work on aircraft for Flight & Engine Control System Components, control cables and Adhesive Bonded Components.	C8, C7, A1	Group 02 A	Group B1,B7 thru B10
AIQ-CD-2.2	A310			Group 02 C	
AIQ-CD-2.3	B737			Group 02 E	
AIQ-CD-2.4	B777			Group 02 F	
AIQ-CD-2.5	B787			Group 02 G	
AIQ-CD-3.1	A310, B747-400 B737 B777 B787	Composite Material Repairs & Boroscope Inspection	C20, A1	Group 03	Group EI thru E VII
AIQ-CD-4.1	A310	Inspection, Repair, testing, overhaul, modification, and processes and related work on aircraft for Wheels and Brakes. .	<div style="text-align: center;"> <p>Signature valid</p> <p>Signed by: Manoj Kumar Bapnai Director (Avionics) Date: 09/07/2024 17:17:40</p> </div>	Group 04 C	Group D4 thru D10
AIQ-CD-4.2	B747-400			Group 04 D	
AIQ-CD-4.3	B737			Group 04 E	
AIQ-CD-4.4	B777			Group 04 F	
AIQ-CD-4.5	B787			Group 04 G	
AIQ-CD-5.1	B747- 400	Inspection, Repair, testing,		Group 05 A	Group D4 thru D10



CAPABILITY LIST

AIESL CAP/01

Part 1

Section 1.1

GENERAL

Issue 2

Rev 0

Dec 2020

Skill Code	Aircraft/Engine	FULL Scope Approvals	CAR 145 Rating	Ref. Doc. Shop Cap List AIESL-CAP/01, Sec. 2.1	Ref. Doc. Shop Cap List AIESL-CAP/01, Sec. 2.2
AIQ-CD-5.2	A310	overhaul, modification and processes and related work on aircraft for Landing gear and its Components.	C14, A1	Group 05 C	
AIQ-CD-5.3	B737			Group 05 E	
AIQ-CD-5.4	B777			Group 05 F	
AIQ-CD-5.5	B787			Group 05 G	
AIQ-CD-6.1		NDT Techniques Magnetic Particle Inspection (MPI) Level II	D1	Group 06	Group D1 thru D3
AIQ-CD-6.2		NDT Techniques Eddy Current Inspection Level (ECI) Level II			
AIQ-CD-6.3		NDT Techniques Fluorescent Penetrant Inspection (FPI) Level II			
AIQ-CD-6.4		Boroscope Inspection			
AIQ-CD-7.1	A310 B747-400 B737 B777 B787	Structural work of components in section and Duct Repair, Inspection of Welding, Heat Treatment & Machine Shop Practice.	C20, C17	Group 07	Group A1 thru A7
AIQ-CD-8.1	A310	Inspection, Repair, testing, overhaul, modification and processes and related work on aircraft for Nacelle Strut Components. .	C20, C17 A1	Group 08 C	Group A1 thru A7
AIQ-CD-8.2	B747-400			Group 08 D	
AIQ-CD-8.3	B737			Group 08 E	
AIQ-CD-8.4	B777			Group 08 F	
AIQ-CD-8.5	B787			Group 08 G	
AIQ-CD-9.1	B747-400	Structural work on aircraft Including eddy current inspection	A1, D1	Group 09 A	Group A1 thru A7
AIQ-CD-9.2	A310			Group 09 C	
AIQ-CD-9.3	B737			Group 09 E	
AIQ-CD-9.4	B777			Group 09 F	
AIQ-CD-9.5	B787			Group 09 G	
AIQ-CD-10.1	A310	Inspection, Repair, testing,	C4,	Group 10 C	Group C1, C7 thru C9



CAPABILITY LIST

AIESL CAP/01

Part 1

Section 1.1

GENERAL

Issue 2

Rev 0

Dec 2020

Skill Code	Aircraft/ Engine	FULL Scope Approvals	CAR 145 Rating	Ref. Doc. Shop Cap List AIESL-CAP/01, Sec. 2.1	Ref. Doc. Shop Cap List AIESL- CAP/01, Sec. 2.2
AIQ-CD-10.2	B747-400	overhaul, modification and processes and related work on aircraft for Cabin Equipment & Furnishing, Aircraft Emergency Equip., Chairs, doors & windows, waste, cargo system components & radomes.	C6 C19, A1	Group 10 D	
AIQ-CD-10.3	B737			Group 10 E	
AIQ-CD-10.4	B777			Group 10 F	
AIQ-CD-10.5	B787			Group 10 G	
AIQ-CD-11.1	A310 B747-400 B737 B777 B787	Inspection, Repair, testing, overhaul, modification and processes and related work on aircraft for Pressure Vessels and components.	C6, C15, C18	Group 11	Group C3 thru C6
AIQ-CD-12.0	Issue of CA Form1 after component maintenance to level specified in Capability List				
AIQ-CD-13.1		Hyd. Tubing fabrication, repair, testing B737-200 /300/400 /500 of Jet Airways	C20, A1		Group B4
AIQ-CD-13.2		Composite Repairs for Jet Airways and others	C20, A1		Group E VIII
AIQ-CD-13.3		Structural Repairs of B737-200 /-300/-400/-500	C20, A1		Group A External Party Repair
AIQ-CD-13.4		Charging of O2 and CO2N2 cylinders, hydrostatic stress testing of compressed gas cylinders, weight check of fire extinguishing bottles on all types of aircraft			Group C3 thru C6
AIQ-CD-14.1		Duct Repairs as per applicable Duct Repair manual B747, A310, B737, B777			Group A4
AIQ-CD-14.2		Floorboard, cargo ceiling, sidewall, decomp panel			Group A5



CAPABILITY LIST

AIESL CAP/01

Part 1

Section 1.1

GENERAL

Issue 2

Rev 0

Dec 2020

Skill Code	Aircraft/ Engine	FULL Scope Approvals	CAR 145 Rating	Ref. Doc. Shop Cap List AIESL-CAP/01, Sec. 2.1	Ref. Doc. Shop Cap List AIESL- CAP/01, Sec. 2.2
		fabrication B747, A310, B737, B777			
AIQ-CD-14.4		Manufacture of Control Cables B747,A310, B737, B777	C20, A1		Group B1
AIQ-CD-14.3		Hyd Tubing fabrication, repair, testing B747,A310, B737, B777	C20, A1		Group B2
AIQ-CD-14.5		Stylus Cadmium Plating per Boeing SOPM 20-42-10	C20, A1		Group D10
AIQ-EOD-1a	B747-400	Inspection, Repair, Overhaul, Modification, Testing & Certification	C3	Group-1 - Audio system	Part 5, Section 5.1
AIQ-EOD-1b	B747-400		C3	Group-1 - Audio system	
AIQ-EOD-2	A300		C3	Group-2 - Audio system	
AIQ-EOD-3	A310		C3	Group-3 - Audio system	
AIQ-EOD-4	B747-200		C3,C6	Group-4 - HF/VHF System	
AIQ-EOD-5	A300		C3,C6	Group-5 - HF/VHF System	
AIQ-EOD-6a	A310		C3,C6	Group-6 - HF/VHF System	
AIQ-EOD-6b	B747-400		C3,C6	Group-6 - HF/VHF System	
AIQ-EOD-7	B747-200/300		C3	Group-7 - NAV/ILS System	
AIQ-EOD-8a	A310		C3	Group-8 - NAV/ILS System	
AIQ-EOD-8b	B747-400		C3	Group-8 - NAV/ILS System	
AIQ-EOD-9	B747-200/300		C3	Group-9 - Weather radar System	
AIQ-EOD-10	A300		C3	Group-10- Weather radar System	
AIQ-EOD-11a	A310		C3	Group-11- Weather radar System	
AIQ-EOD-11b	B747-400		C3	Group-11- Weather radar System	
AIQ-EOD-12	A300		C3	Group-12- NAV System	
AIQ-EOD-13	B747-200/300		C3	Group-13- NAV System	
AIQ-EOD-14a	A310		C3	Group-14- NAV System	



CAPABILITY LIST

AIESL CAP/01

Part 1

Section 1.1


GENERAL

Issue 2

Rev 0

Dec 2020

Skill Code	Aircraft/ Engine	FULL Scope Approvals	CAR 145 Rating	Ref. Doc. Shop Cap List AIESL-CAP/01, Sec. 2.1	Ref. Doc. Shop Cap List AIESL- CAP/01, Sec. 2.2
AIQ-EOD-14B	B747-400		C3	Group-14- NAV System	
AIQ-EOD-15	B747-200		C3	Group-15- Multiplex System	
AIQ-EOD-16	B747-200/300/400, A310		C3	Group-16- Video System	
AIQ-EOD-17	A310		C13	Group-17- ECAM System	
AIQ-EOD-18	A310		C8	Group-18 - Flight Control System	
AIQ-EOD-19	B747-200/300/400, A300/310		C3	Group-19 - TCAS/Mode S System	
AIQ-EOD-20	B747-400		C3	Group-20 - DCAS/ACCESS System	
AIQ-EOD-21	B747-400, A310		C3	Group-21 - PAX Amenities System	
AIQ-EOD-22	B777 & B737		C3	Group-22 - Audio System Components	
AIQ-EOD-23	B777 & B737		C3	Group-23 - Communication Systems Components	
AIQ-EOD-24	B777 & B737		C3	Group-24 - NAV/ILS Systems Components	
AIQ-EOD-25	B777, B737 & B747- 400		C3	Group-25 - SATCOM System Components & FDVS System Components	
AIQ-EOD-26	B777, B737 & B747- 400		C6	Group-26 - IFE High Volume Components	
AIQ-EOD-27	B777 & B747-400		C6	Group-27 - IFE Head End Components	

	CAPABILITY LIST		AIESL CAP/01		
			Part 1		Section 1.1
	GENERAL		Issue 2	Rev 0	Dec 2020

Skill Code	Aircraft/ Engine	FULL Scope Approvals	CAR 145 Rating	Approval Group as per Shop cap list of AIESL	Ref. Doc. DGCA Approved CAPABILITY LIST-AIESL/CAP/01
AIQ-EOD-28	B777 & B737		C3	Group-28 - TCAS/Surveillance Systems Components	
AIQ-EOD-29	B777		C3,C6 & C8	Group-29 - Flight Computers & Cabin Equipments	
AIQ-EOD-30	B777		C3	Group-30 - Weather Radar Components	
AIQ-EOD-31	B737		C3	Group-31 - Weather Radar Components	
AIQ-EOD-36	B787	Inspection, Repair, Overhaul, Modification, Testing & Certification	C3	Group-36- IFE System Components	Part 5, Section 5.1
AIQ-EOD-CA	Issue of CA Form 1 after component maintenance to level specified in Capability List				

Signature valid
Signed by: Manoj Kumar
Bajpai
Director (Avionics)
Date: 09-Aug-2024 17:17:40



CAPABILITY LIST

AIESL CAP/01

Part 1

Section 1.1


GENERAL

Issue 2


Rev 0

Dec 2020

Skill Code	Aircraft/ Engine	FULL Scope Approvals	CAR 145 Rating	Approval Group as per Shop cap list of AIESL	Ref. Doc. DGCA Approved CAPABILITY LIST-AIESL/CAP/01
AIQ-ID-1	B747-200,-300,-400, A310, A300B4, B737-800	Inspection, Repair, Overhaul, Modification, Testing & Certification	C3	Gr - 01	Part 3,Section 3.1
AIQ-ID-2	B747-200,-300,-400		C15	Gr - 02	
AIQ-ID-4	A310, B747-400		C3	Gr - 04	
AIQ-ID-7	A310-300		C2	Gr - 07	
AIQ-ID-10	A310-300		C2,C3,C6,C7,C8,C9 C12,C13,C14,C15	Gr - 10	
AIQ-ID-13	A310-300		C3,C7,C8.	Gr - 13	
AIQ-ID-14	B747-200/-300,B747-400		C1--C5,C7--C9, C12--C15,C17	Gr - 14	
AIQ-ID-16	A310-300		C1--C5,C7--C9, C12- C15,C17,C19,C20	Gr - 16	
AIQ-ID-17	A310-300,B747-400		C3.	Gr - 17	
AIQ-ID-18	B747-400		C2,C3,C4,C6,C7,C8,C9,C12-C15	Gr - 18	
AIQ-ID-19	B747-400.		C2,C3,C5,C6,C8 C13-C15	Gr - 19	
AIQ-ID-20	B747-400.		C3,C4,C6,C7,C9,C12-C14	Gr - 20	
AIQ-ID-21	A310,A300B4	Inspection, Repair, Overhaul, Modification, Testing &	C15.	Gr - 21	Part 3,Section 3.1
AIQ-ID-22	B777, B737		C15,C9	Gr - 22	

	CAPABILITY LIST				AIESL CAP/01		
	GENERAL				Part 1		Section 1.1
					Issue 2	Rev 0	Dec 2020
Skill Code	Aircraft/ Engine	FULL Scope Approvals	CAR 145 Rating	Approval Group as per Shop cap list of AIESL	Ref. Doc. DGCA Approved CAPABILITY LIST-AIESL/CAP/01		
AIQ-ID-23	B777, B737	Certification	C13	Gr - 23			
AIQ-ID-24	B777, B737		C2,C4,C8	Gr - 24			
AIQ-ID-25	B777, B737		C3,C5	Gr - 25			
AIQ-ID-26	B777, B737		C5,C13	Gr - 26			
AIQ-ID-27	B777, B737		C9,C12,C14,C17	Gr - 27			
AIQ-ID-28	B777, B737		C1,C6,C7	Gr - 28			
AIQ-ID-CA	Issue of CA Form 1 after component maintenance to level specified in Capability List						

Signature valid
 Signed by: Manoj Kumar
 Baghel
 Director (Avionics)
 Date: 09-Aug-2024 17:17:40

	CAPABILITY LIST		AIESL CAP/01	
	A310, B747, B777 AND B787 CAPABILITIES		Part 1	Section 1.2
			Issue 2	Rev 2 Apr 2021

Refer MOE section 1.9

Signature valid
 Signed by: Manoj Kumar
 Bagai
 Director (Avionics)
 Date: 09-Aug-2024 17:17:40




CAPABILITY LIST

Part 2

COMPONENTS OVERHAUL DIVISION


Mumbai Base, Mumbai Airport (OAP), Mumbai, Maharashtra, India, 400029

Signature valid
by: Harish Kumar
on: 09-Aug-2024 17:17:40
(for Approval)


	CAPABILITY LIST		AIESL CAP/01		
	COMPONENTS OVERHAUL DIVISION		Part 2	Section 2.1	
			Issue 2	Rev 5	Apr 2024

2.1 COMPONENTS OVERHAUL DIVISION


SR.NO.	NOMENCLATURE	PART NUMBER	ATA CODE	VENDOR	LEVEL OF MAINT	RATING	REMARKS
1.	WLG SHOCK STRUT ASSY.	161U1500-(X)	32-11-44	BOEING	3	C14	GROUP 5A
2.	NLG SHOCK STRUT ASSY.	162U1500-(X)	32-21-50	BOEING	3	C14	GROUP 5A
3.	BLG SHOCK STRUT ASSY.	163U1500-(X)	32-13-40	BOEING	3	C14	GROUP 5A
4.	BLG UPLOCK ASSY.	257U0900-3	32-33-42	BOEING	3	C14	GROUP 5A
5.	BLG BUILD UP ASSY.	63B10471-461-462	32-13-24-34	BOEING	3	C14	GROUP 5
6.	WLG BUILD UP ASSY.	63B10472-457-458	32-11-24-34	BOEING	3	C14	GROUP 5A
7.	NLG BUILD UP ASSY.	63B10473-47	32-21-34-40	BOEING	3	C14	GROUP 5A
8.	BODY GEAR - MINOR COMPONENTS	63B11973-X, 65B10009-X, 65B10901-X, 65B14399-X, 69B80205-X, 65B10911-X	32-13-15	BOEING	3	C14	GROUP 5A
9.	OUTER CYLINDER (WLG)	65B01430-XX, 161U1505-X	32-11-44	BOEING	3	C14	GROUP 5A
10.	WLG WALKING BEAM	65B01441-(X)	32-11-62	BOEING	3	C14	GROUP 5A
11.	WLG SIDE STRUT COMP. ASSY.	65B01455-(X)	32-11-52	BOEING	3	C14	GROUP 5A
12.	NLG DRAG STRUT ASSY.	65B01456-(X)	32-21-52	BOEING	3	C14	GROUP 5A
13.	BLG DRAG STRUT COMP. ASSY.	65B01457-(X)	32-13-40	BOEING	3	C14	GROUP 5A
14.	TRUCK BEAM ASSY.	65B05130-(X)	32-10-22	BOEING	3	C14	GROUP 5A
15.	TRUCK BEAM	65B05131-X	32-10-20	BOEING	3	C14	GROUP 5A

	CAPABILITY LIST		AIESL CAP/01		
	COMPONENTS OVERHAUL DIVISION		Part 2		Section 2.1
			Issue 2	Rev 5	Apr 2024


SR.NO.	NOMENCLATURE	PART NUMBER	ATA CODE	VENDOR	LEVEL OF MAINT	RATING	REMARKS
16.	AXLE	65B05133-X	32-10-20	BOEING	3	C14	GROUP 5A
17.	BLG UPLOCK ASSY.	65B05157-(X)	32-33-42	BOEING	3	C14	GROUP 5A
18.	WLG UPLOCK ASSY.	65B05179-(X)	32-32-22	BOEING	3	C14	GROUP 5A
19.	OUTER CYLINDER (BLG)	65B05187-XX	32-13-40	BOEING	3	C14	GROUP 5A
20.	BLG DRAG STRUT COMP.ASSY.	65B05290-(X)	32-13-52	BOEING	3	C14	GROUP 5A
21.	BLG JURY STRUT DNLOCK BUNGEE	65B08802-(X)	32-13-55	BOEING	3	C14	GROUP 5A
22.	WLG BUNGEE JURY STRUT	65B08803-(X)	32-11-91	BOEING	3	C14	GROUP 5A
23.	NLG - MINOR COMPONENTS	65B10460-X, 65B11114-X, 69B80166-X, 65B82745-X, 65B81492-X, 65B01328-X, 65B11115-X, 65B28635-X, 65B28690-X, 141U0010-X, 65B81491-X, 65B81493-X	32-21-15	BOEING	3	C14	GROUP 5A
24.	SUPPORT ASSY (WALKING BEAM)	65B14474-X	32-11-15	BOEING	3	C14	GROUP 5A
25.	WING GEAR - MINOR COMPONENTS	65B14474-X, 65B07769-X, 69B02403-X, 112U1700-X, 65B23895-X, 65B11667-X, 65B12746-X,	32-11-15	BOEING	3	C14	GROUP 5A
26.	WLG SIDE STRUT COMP. ASSY.	65B19980-(X)	32-11-32	BOEING	3	C14	GROUP 5A
27.	ROD ASSEMBLY	65B60180-23	32-10-33	BOEING	3	C14	GROUP 5A

	CAPABILITY LIST				AIESL CAP/01		
	COMPONENTS OVERHAUL DIVISION				Part 2		Section 2.1
					Issue 2	Rev 5	Apr 2024


SR.NO.	NOMENCLATURE	PART NUMBER	ATA CODE	VENDOR	LEVEL OF MAINT	RATING	REMARKS
28.	LG CONTROL ROD ASSY.	65B81011-(X)	32-00-91	BOEING	3	C14	GROUP 5A
29.	WLG ALT. EXT. UPLK. REL. INSTLN.	65B81280-(X)	32-32-23	BOEING	3	C14	GROUP 5A
30.	BLG ALT. EXT. UPLK. REL. INST.	65B81287-(X)	32-33-45	BOEING	3	C14	GROUP 5A
31.	WLG ALT. EXT. DIFF. ASSY.	65B82234-(X)	32-35-21	BOEING	3	C14	GROUP 5A
32.	NLG ALT. EXT. DRIVE UNIT	65B82693-(X)	32-36-21	BOEING	3	C14	GROUP 5A
33.	WLG DR. ACT. REL. DIFF. & SAF.VV	65B82697-(X)	32-32-32	BOEING	3	C14	GROUP 5A
34.	NLG STEERING COMP. ASSY.	65B82749-(X)	32-51-41	BOEING	3	C14	GROUP 5A
35.	BLG DR. ACT. REL. DIFF.& SAF.VV	65B83143-(X)	32-33-32	BOEING	3	C14	GROUP 5A
36.	LG SEQ. VV CONN. ROD ASSY.	69-14233-(X)	32-00-92	BOEING	3	C14	GROUP 5A
37.	LG SEQ. VV CONN. ROD ASSY.	69B80169-(X)	32-00-92	BOEING	3	C14	GROUP 5A
38.	WHLTYRE {HUB PN 3-1479-2-OPT2}	168U0100-36	32-45-02	BF GOODRICH	3	C14	GROUP 4D
39.	MAIN WHEEL ASSY. (HUB PN.. 2612311-XX)	2612311-1	32-40-14	HONEYWELL	3	C14	GROUP 4E
40.	NOSE WHEEL ASSY. (HUB PN. 2607825-XX)	2607825-XX	32-40-10	HONEYWELL	3	C14	GROUP 4E
41.	MAIN WHEEL ASSY. (HUB PN. 3-1540)	3-1540	32-40-09	BF GOODRICH	3	C14	GROUP 4F
42.	NOSE WHEEL ASSY (HUB PN. 3-1535)	3-1535	32-40-11	BF GOODRICH	3	C14	GROUP 4F
43.	BRAKE ASSLY.	2-1515-2-(X)	32-46-02	B.F. GOODRICH	3	C14	GROUP 4D

	CAPABILITY LIST		AIESL CAP/01		
	COMPONENTS OVERHAUL DIVISION		Part 2		Section 2.1
			Issue 2	Rev 5	Apr 2024


SR.NO.	NOMENCLATURE	PART NUMBER	ATA CODE	VENDOR	LEVEL OF MAINT	RATING	REMARKS
44.	BRAKE ASSY	2612312-1	32-40-15	HONEYWELL	3	C14	GROUP 4E
45.	MAIN LANDING GEAR BRAKE ASSY.	2-1566	32-40-43	BF GOODRICH	3	C14	GROUP 4F
46.	WHEELTYRE ASSY (HUB PN:3-1533-1)	294W5110-366	32-40-42	BF GOODRICH	3	C14	GROUP 4F
47.	NOSE WHEEL TYRE (HUB PN. 3-1535)	294W5210-305	32-40-41	BF GOODRICH	3	C14	GROUP 4F
48.	MAIN WHEEL TYRE (HUB PN. 3-1540)	294W5110-368	32-40-35	BF GOODRICH	3	C14	GROUP 4F
49.	NOSE WHEEL TYRE (HUB PN. 2607825-2)	277A6000-453	32-40-10	HONEYWELL	3	C14	GROUP 4E
50.	MAIN WHEEL TYRE (HUB PN. 2612311-1)	277A6000-204	32-40-14	HONEYWELL	3	C14	GROUP 4E
51.	FWD AFT ENG MOUNT ASSY LOWER	310T4020-(XX)	71-21-16	BOEING	3	C7	GROUP 8D
52.	AFT ENGINE MOUNT LOWER	310U4020-(X)	71-12-16	BOEING	3	C7	GROUP 8D
53.	PRIMARY EXHAUST SLEEVE	314T3310-(X)	78-11-06	BOEING	3	C7	GROUP 8A
54.	NOSE COWL ASSLY.	314T4010-XXX	71-11-51	BOEING	3	C7	GROUP 8D
55.	FAN COWL RHLH	314T4110-(X)	71-11-53	BOEING	3	C7	GROUP 8D
56.	CORE COWL RHLH	314T4210-(X)	71-11-59	BOEING	3	C7	GROUP 8D
57.	EXHAUST PLUG ASSY.	314T4320 -XXX	78-11-15	BOEING	3	C7	GROUP 8D
58.	PRIMARY NOZZLE ASSLY.	314U2100 -XXX	78-11-14	BOEING	3	C7	GROUP 8D
59.	EXHAUST PLUG ASSY	314U2200-XXX	78-11-15	BOEING	3	C7	GROUP 8D

	CAPABILITY LIST		AIESL CAP/01		
	COMPONENTS OVERHAUL DIVISION		Part 2		Section 2.1
			Issue 2	Rev 5	Apr 2024


SR.NO.	NOMENCLATURE	PART NUMBER	ATA CODE	VENDOR	LEVEL OF MAINT	RATING	REMARKS
60.	APU SHOCK MOUNT	5362-XXXX	49-13-01	BARRY	3	C7	GROUP 8AD
61.	HOLD OPEN ROD ASSY	55395-XXX	71-10-11	AVI BANK	3	C7	GROUP 8D
62.	STAY ROD - CORE COWL	A6201-(X)	71-10-40	NORCO	3	C7	GROUP 8D
63.	APU SHOCK MOUNT LORD	LM714-XXX	49-13-01	LORD	3	C7	GROUP 8AD
64.	BLOCKER DOOR	212-001-01	78-31-01	GKN WESTLAND	2	C7	GROUP 8D
65.	BLOCKER DOOR	212-0301-01	78-31-01	GKN WESTLAND	2	C7	GROUP 8D
66.	BLOCKER DOOR	212-1001-01	78-31-01	GKN WESTLAND	2	C7	GROUP 8D
67.	BLOCKER DOOR	212-1001-02	78-31-01	GKN WESTLAND	2	C7	GROUP 8D
68.	BLOCKER DOOR	212-1301-01	78-31-01	GKN WESTLAND	2	C7	GROUP 8D
69.	BLOCKER DOOR	212-1301-02	78-31-01	GKN WESTLAND	2	C7	GROUP 8D
70.	BLOCKER DOOR	212-2001-01	78-31-01	GKN	2	C7	GROUP 8D
71.	BLOCKER DOOR	212-2001-02	78-31-01	GKN WESTLAND	2	C7	GROUP 8D
72.	BLOCKER DOOR	212-2301-01	78-31-01	GKN WESTLAND	2	C7	GROUP 8D
73.	BLOCKER DOOR	212-2301-02	78-31-01	GKN WESTLAND	2	C7	GROUP 8D
74.	FAN DUCT COWL LH (LH WING)	315T4013-111	71-11-56	BOEING	3	C7	GROUP 8D
75.	FAN DUCT COWL RH (LH WING)	315T4013-112	71-11-56	BOEING	3	C7	GROUP 8D

	CAPABILITY LIST		AIESL CAP/01		
	COMPONENTS OVERHAUL DIVISION		Part 2		Section 2.1
			Issue 2	Rev 5	Apr 2024


SR.NO.	NOMENCLATURE	PART NUMBER	ATA CODE	VENDOR	LEVEL OF MAINT	RATING	REMARKS
76.	FAN DUCT COWL LH (RH WING)	315T4013-113	71-11-56	BOEING	3	C7	GROUP 8D
77.	FAN DUCT COWL RH (RH WING)	315T4013-114	71-11-56	BOEING	3	C7	GROUP 8D
78.	FAN TR ASSY #1	315T4014-139N155N	78-31-41	BOEING	3	C7	GROUP 8D
79.	FAN TR ASSY #2	315T4014-140N156N	78-31-41	BOEING	3	C7	GROUP 8D
80.	FAN TR ASSY #3	315T4014-141N157N	78-31-41	BOEING	3	C7	GROUP 8D
81.	FAN TR ASSY #4	315T4014-142N158N	78-31-41	BOEING	3	C7	GROUP 8D
82.	TR SLEEVE ASSY LH	315T4026-15	78-31-45	BOEING	3	C7	GROUP 8D
83.	TR SLEEVE ASSY RH	315T4026-16	78-31-45	BOEING	3	C7	GROUP 8D
84.	TRANSLATING SLEEVE	315T4500-XX	78-31-45	BOEING	3	C7	GROUP 8D
85.	AFT SECTION 48 DOOR ASSY (BATTERY COMP.DOOR)	65B02821-28	52-49-03	BOEING	2	C4	GROUP 7D
86.	CROSSOVER DUCTS	65B40100-5	36-10-04	BOEING	2	C1	GROUP 7D
87.	APU SYSTEM DUCT	65B40102-6,-12,-15,-17	36-10-04	BOEING	2	C1	GROUP 7D
88.	APU SYSTEM DUCT	65B40132-1,-9	36-10-04	BOEING	2	C1	GROUP 7A
89.	APU SYSTEM DUCT	65B40134-1,-7,-9	36-10-04	BOEING	2	C1	GROUP 7A
90.	CROSSOVER DUCTS	65B40998-3	36-10-04	BOEING	2	C1	GROUP 7A
91.	AC. TYPE DUCT	65B41129-1,-7	36-10-04	BOEING	2	C1	GROUP 7A

	CAPABILITY LIST				AIESL CAP/01		
	COMPONENTS OVERHAUL DIVISION				Part 2		Section 2.1
					Issue 2	Rev 5	Apr 2024


SR.NO.	NOMENCLATURE	PART NUMBER	ATA CODE	VENDOR	LEVEL OF MAINT	RATING	REMARKS
92.	CROSSOVER DUCTS	65B41130-4	36-10-04	BOEING	2	C1	GROUP 7A
93.	CROSSOVER DUCTS	65B41131-4	36-10-04	BOEING	2	C1	GROUP 7A
94.	CROSSOVER DUCTS	65B41133-1	36-10-04	BOEING	2	C1	GROUP 7A
95.	AC. TYPE DUCT	65B41134-6	36-10-04	BOEING	2	C17	GROUP 7A
96.	APU SYSTEM DUCT	69B00052-1,-6	36-10-04	BOEING	2	C17	GROUP 7A
97.	APU SYSTEM DUCT	69B00053-4	36-10-04	BOEING	2	C17	GROUP 7A
98.	APU SYSTEM DUCT	69B00061-7	36-10-04	BOEING	2	C17	GROUP 7A
99.	APU SYSTEM DUCT	69B00070-1,-2	36-10-04	BOEING	2	C17	GROUP 7A
100.	APU SYSTEM DUCT	69B00071-1,-3	36-10-04	BOEING	2	C17	GROUP 7A
101.	CROSSOVER DUCTS	69B00082-1,-5	36-10-04	BOEING	2	C17	GROUP 7A
102.	WING LE PNEUMATIC DUCT	69B40076 -1	36-10-04	BOEING	2	C17	GROUP 7A
103.	CROSSOVER DUCTS	69B40078-1	36-10-04	BOEING	2	C17	GROUP 7A
104.	WING LE PNEUMATIC DUCT	69B40125 -1	36-10-04	BOEING	2	C17	GROUP 7A
105.	CROSSOVER DUCTS	69B40967-1	36-10-04	BOEING	2	C17	GROUP 7A
106.	CROSSOVER DUCTS	69B40968-1	36-10-04	BOEING	2	C17	GROUP 7A
107.	CROSSOVER DUCTS	69B40990-1	36-10-04	BOEING	2	C17	GROUP 7A

	CAPABILITY LIST				AIESL CAP/01		
	COMPONENTS OVERHAUL DIVISION				Part 2		Section 2.1
					Issue 2	Rev 5	Apr 2024


SR.NO.	NOMENCLATURE	PART NUMBER	ATA CODE	VENDOR	LEVEL OF MAINT	RATING	REMARKS
108.	CROSSOVER DUCTS	69B41161-1	36-10-04	BOEING	2	C17	GROUP 7A
109.	CROSSOVER DUCTS	69B41284-5	36-10-04	BOEING	2	C17	GROUP 7A
110.	VALVE ASSY	10101000CXXX	38-30-01	SHAW AERO DEVICE	2	C6	GROUP 10D
111.	LIFE RAFT	12D11758-22	25-60-1-9	AIR CRUISERS	3	C6	GROUP 10A
112.	OUTER PANE	140U4005-XX	56-21-41	BOEING	2	C19	GROUP 10AD
113.	ROLLER BLIND	170-12487-990, 170-12488-990	25-13-30	RBE APPARELLAGE	3	C19	GROUP 10D
114.	ROLLER BLIND	170-12489-990, 170-12490-990	25-13-30	RBE APPARELLAGE	3	C19	GROUP 10D
115.	LATCH REL. THRUSTER	2174400-13	25-65-13	OEA INC.	3	C6	GROUP 10A
116.	WIPER ARM	2314M-116-1, 2314M-116-2	30-44-01	ROSEMOUNT INC.	3	C18	GROUP 10D
117.	WIPER BLADE	2315M-54 -1	30-41-01 IPC	ROSEMOUNT INC.	3	C18	GROUP 10AD
118.	LAV DRAIN BALL VV.	2651-278-13, -14, -17,-21	38-38-08,38-38-09	KAISER ELEC.PRECISION	3	C6	GROUP 10DE
119.	DRAIN VALVE ASSY	332 SERIES	38-30-06	SHAW AERO DEVICE	3	C6	GROUP 10A
120.	LATCH ASSY	410589-XX	53-21-01	FAIR CHILD	2	C6	GROUP 10D
121.	HANDLE ASSY.	411U0004-XX	53-21-06	BOEING	2	C6	GROUP 10D
122.	PAC BOARD ASSY.	416U5021, 015U0516, 015U0275, 015U0483	25-65-24	BOEING	2	C6	GROUP 10AD
123.	P29 GUIDE RAIL ASSY	457U1033-12	25-56-66	TRW	2	C6	GROUP 10A

	CAPABILITY LIST		AIESL CAP/01		
	COMPONENTS OVERHAUL DIVISION		Part 2		Section 2.1
			Issue 2	Rev 5	Apr 2024


SR.NO.	NOMENCLATURE	PART NUMBER	ATA CODE	VENDOR	LEVEL OF MAINT	RATING	REMARKS
124.	SEPARATOR ASSY.	4684, 4684-X	38-30-01	MONOGRAM SANITATION	2	C6	GROUP 10A
125.	DRAIN VALVE ASSY.	4801-XX 4802 -XX 4810-X-X	38-30-03	MONOGRAM SANITATION	3	C6	GROUP 10A
126.	CHECK VALVE ASSY.	4803-1-X	38-30-01	MONOGRAM SANITATION	2	C6	GROUP 10A
127.	BOWL ASSY.	4811-165	38-30-01	MONOGRAM SANITATION	2	C6	GROUP 10A
128.	TOP & TANK ASSY.	4811-XX-XX	38-30-01	MONOGRAM SANIT.N	2	C6	GROUP 10A
129.	ASPIRATOR	4A3166, 5A2870	25-64-01	BFG	2	C6	GROUP 10AD
130.	DOOR OPENING THRUSTER	5296100	25-65-34	OEA INC.	2	C6	GROUP 10A
131.	ZIPPER PANEL	5MA1469-1	25-52--01 IPC	SMR TECHNOLOGY	2	C6	GROUP 10D
132.	WINDSHIELD ASSY 1 LH, 1RH	60B10028 -5, 60B10028 -6	56-11-01	P.P.G.	2	C19	GROUP 10AD
133.	WINDSHIELD ASSY 1 LH, 1RH	60B10028 -SERIES	56-11-01	TRIPLEX PPG	2	C19	GROUP 10AD
134.	SURVIVAL KIT ASSY.	60B50082 SERIES	25-66-0405	DME CORP.	3	C6	GROUP 10AD
135.	MED ASSY. NO.1	65B01836 - SERIES	52-11-21	BOEING	2	C4	GROUP 10AD
136.	MAIN ENTRY DOOR ASSY. #3	65B01842 - SERIES	52-11-41	BOEING	2	C4	GROUP 10AD
137.	DOOR ASSY. ACTU.ACCESS	65B02627-XX	52-49-11	BOEING	2	C4	GROUP 10AD
138.	APU DOOR ASSLY.	65B02771 SERIES	52-48-41	BOEING	2	C4	GROUP 10AD
139.	DOOR ASSY.	65B02821-XX	52-49-21	BOEING	2	C4	GROUP 10AD

	CAPABILITY LIST		AIESL CAP/01		
	COMPONENTS OVERHAUL DIVISION		Part 2		Section 2.1
			Issue 2	Rev 5	Apr 2024


SR.NO.	NOMENCLATURE	PART NUMBER	ATA CODE	VENDOR	LEVEL OF MAINT	RATING	REMARKS
140.	MED ASSY. #5	65B04248- SERIES	52-11-51	BOEING	2	C4	GROUP 10AD
141.	MED ASSY 2&4	65B04311- SERIES	52-11-31	BOEING	2	C4	GROUP 10AD
142.	TORQUE TUBE ASSY.	65B04767-XX	52-34-21	BOEING	2	C4	GROUP 10AD
143.	ELECTRONIC ACCESS DOOR	65B07057 -XX	52-48-11	BOEING	3	C4	GROUP 10AD
144.	HOOK ASSY. BULK CARGO	65B07433-XX	52-36-41	BOEING	2	C4	GROUP 10AD
145.	OUTER PANE	65B07673 -XX	56-21-41	BOEING	2	C19	GROUP 10AD
146.	RADOME ASSY.	65B07930 SERIES	53-50-03	BOEING	2	C6	GROUP 10AD
147.	SPROCKET ASSY.	65B08213-XX	52-11-92	BOEING	2	C4	GROUP 10AD
148.	LINK ASSY. UPPER	65B08218-XX	52-11-92	BOEING	2	C4	GROUP 10AD
149.	LINK ASSY. BELLCRANK	65B08219-XX	52-11-92	BOEING	2	C4	GROUP 10AD
150.	CAM PLATE ASSY.	65B08220-XX	DRW. 65B08220 & IPC 53-43-74	BOEING	2	C4	GROUP 10AD
151.	BALANCE TUBE ASSLY.	65B09269 - X	52-36-46	BOEING	3	C4	GROUP 10AD
152.	LINK ASSY.	65B09629-XX	52-34-21	BOEING	2	C4	GROUP 10AD
153.	ELECTRONIC ACCESS DOOR	65B10359-501	52-48-11	BOEING	3	C4	GROUP 10AD
154.	HATCH ASSLY.	65B10360 - SERIES	52-32-11	BOEING	2	C4	GROUP 10AD
155.	AC ACCESS DOOR	65B10546 SERIES	52-48-36	BOEING	2	C4	GROUP 10AD

	CAPABILITY LIST				AIESL CAP/01		
	COMPONENTS OVERHAUL DIVISION				Part 2		Section 2.1
					Issue 2	Rev 5	Apr 2024


SR.NO.	NOMENCLATURE	PART NUMBER	ATA CODE	VENDOR	LEVEL OF MAINT	RATING	REMARKS
156.	AC ACCESS DOOR	65B10548 SERIES	52-48-31	BOEING	2	C4	GROUP 10AD
157.	AC ACCESS DOOR	65B10554 SERIES	52-48-35	BOEING	2	C4	GROUP 10AD
158.	REFUELLING ACCESS DOOR	65B10882 SERIES	52-49-31	BOEING	2	C4	GROUP 10AD
159.	MEC DOOR	65B11970-42	53-21-05 IPC	BOEING	2	C4	GROUP 10D
160.	MECHANISM ASSY., ME DDOR	65B13164-XX	52-11-61	BOEING	2	C4	GROUP 10AD
161.	ELECTRONIC ACCESS DOOR	65B20204 -1	52-48-21	BOEING	3	C4	GROUP 10AD
162.	HATCH ASSY.	65B20223-XX	52-22-11	BOEING	2	C4	GROUP 10AD
163.	WINDSHIELD ASSY. 2LH 2RH	65B27042-1 -2	56-11-01	TRIPLEX	2	C4	GROUP 10AD
164.	WINDSHIELD ASSY. 3LH 3RH	65B27043-1 -2	56-11-01	TRIPLEX	2	C4	GROUP 10AD
165.	WINDSHIELD ASSY. 2LH 2RH	65B27046-1 -2	56-11-01	P.P.G.	2	C4	GROUP 10AD
166.	WINDSHIELD ASSY. 3LH 3RH	65B27047-1 -2	56-11-01	P.P.G.	2	C4	GROUP 10AD
167.	PLENUM ASSY	65B40945-XX	30-41-26 IPC	BOEING	2	C1	GROUP 10A
168.	WORK TABLE	65B41164 -XX	25-19-01 IPC	BOEING	3	C6	GROUP 10D
169.	REVEAL ASSY.	65B50091 -XX	56-21-11	BOEING	3	C1	GROUP 10A
170.	REVEAL ASSY.	65B50196-XX	56-21-11	BOEING	3	C1	GROUP 10A
171.	GIRT BAR ASSY.	65B50267 -X -XX	25-65-13	BOEING	3	C6	GROUP 10AD

	CAPABILITY LIST				AIESL CAP/01		
	COMPONENTS OVERHAUL DIVISION				Part 2		Section 2.1
					Issue 2	Rev 5	Apr 2024


SR.NO.	NOMENCLATURE	PART NUMBER	ATA CODE	VENDOR	LEVEL OF MAINT	RATING	REMARKS
172.	02 BOTTLE CONTAINER	65B50593 -XX	35-31-10 IPC	BOEING	2	C6	GROUP 10AD
173.	HANDLE ASSY.	65B51305-XX	52-11-56	BOEING	2	C4	GROUP 10AD
174.	PACK ASSY.	65B5275152, 65B54219, 015U0773, 63B13299, 65B52474, 65B52519	25-65-01	BOEING	2	C6	GROUP 10A
175.	INTEGRATED MECH. ASSY.	65B53225 -1	25-61-11	BOEING	3	C6	GROUP 10A
176.	MODE SEL.COVER ASSY.	65B56140 -XX	52-11-02 IPC	BOEING	3	C4	GROUP 10AD
177.	02 BOTTLE CONTAINER	65B58960 -XX	25-62-62 IPC	BOEING	2	C6	GROUP 10A
178.	GUIDE ASSY.	65B60024 -1,-3	25-54-41	TRW	3	C6	GROUP 10A
179.	RESTRAINT ASSY.	65B60027 -1	25-54-51	TRW	3	C6	GROUP 10AD
180.	RESTRAINT ASSY.	65B60036 -14Thru-17	25-54-61	TRW	3	C6	GROUP 10A
181.	TORQUE TUBE ASSY.	65B60048-XX	25-53-12	TRW	2	C6	GROUP 10AD
182.	RESTRAINT ASSY.	65B60049 -5,-7	25-54-71	TRW	3	C6	GROUP 10A
183.	CTR GUIDE ASSY.	65B60104 -1	25-54-31	TRW	3	C6	GROUP 10A
184.	STOP ASSY.	65B60109-XX	25-54-28	TRW	2	C6	GROUP 10AD
185.	SHAFT ASSY.	65B60123-XX, 65B60125-XX	25-53-21	TRW	2	C6	GROUP 10AD
186.	AXLE ASSY.	65B60124 -7	25-53-21	TRW	3	C6	GROUP 10AD
187.	WHEEL ASSY- RETRACT.	65B60127 -XX	25-53-11	TRW	3	C6	GROUP 10AD

	CAPABILITY LIST		AIESL CAP/01		
	COMPONENTS OVERHAUL DIVISION		Part 2		Section 2.1
			Issue 2	Rev 5	Apr 2024


SR.NO.	NOMENCLATURE	PART NUMBER	ATA CODE	VENDOR	LEVEL OF MAINT	RATING	REMARKS
188.	WHEEL ASSY- RETRACT.	65B60128 -XX	25-53-11	TRW	3	C6	GROUP 10AD
189.	ROLLER TRAY	65B60176-XX	25-54-11	TRW	2	C6	GROUP 10AD
190.	SPLITTER RAIL ASSY.	65B60200 -6	25-54-81	TRW	3	C6	GROUP 10AD
191.	GUIDE ASSY.	65B60291-XX	25-54-22	TRW	2	C6	GROUP 10AD
192.	PALLET LOCK ASSY.	65B60400 -1	25-54-25	TRW	3	C6	GROUP 10A
193.	PALLET LOCK ASSY.	65B60401 -1	25-54-26	TRW	3	C6	GROUP 10A
194.	STOP ASSY.	65B60402-XX	25-54-27	TRW	2	C6	GROUP 10AD
195.	GUIDE ASSY.	65B60427 -1, -8	25-54-23	TRW	3	C6	GROUP 10AD
196.	GUIDE ASSY.	65B60428 -1	25-54-24	TRW	3	C6	GROUP 10A
197.	RESTRAINT ASSY.	65B60436 -3	25-54-52	TRW	3	C6	GROUP 10A
198.	RESTRAINT ASSY.	65B60444 -7, -8	25-54-53	TRW	3	C6	GROUP 10A
199.	GUIDE ASSY.	65B60490-1	25-54-40	TRW	3	C6	GROUP 10A
200.	RESTRAINT ASSY.	65B60653 -1	25-54-72	TRW	3	C6	GROUP 10A
201.	CTR GUIDE ASSY.	65B60671 -1	25-54-41	TRW	3	C6	GROUP 10AD
202.	GUIDE ASSY.	65B60696 -1, -6	25-54-42	TRW	3	C6	GROUP 10A
203.	RESTRAINT ASSY.	65B60900 -4 To -10	25-54-55	TRW	3	C6	GROUP 10AD

	CAPABILITY LIST		AIESL CAP/01		
	COMPONENTS OVERHAUL DIVISION		Part 2		Section 2.1
			Issue 2	Rev 5	Apr 2024


SR.NO.	NOMENCLATURE	PART NUMBER	ATA CODE	VENDOR	LEVEL OF MAINT	RATING	REMARKS
204.	GUIDE ASSY.	65B61130 -1, -3, -5	25-54-41	TRW	3	C6	GROUP 10A
205.	RESTRAINT ASSY.	65B61131 -1 To -6	25-54-54	TRW	3	C6	GROUP 10A
206.	GUIDE ASSY.	65B61141 -1, -6	25-54-43	TRW	3	C6	GROUP 10A
207.	PALLET LOCK ASSY.	65B61262 - X	25-54-33	TRW	3	C6	GROUP 10AD
208.	PALLET LOCK ASSY.	65B61263 -XX	25-54-34	TRW	3	C6	GROUP 10A
209.	CARGO VIEWER	65B62056 -1	56-41-17 IPC	BOEING	3	C1	GROUP 10A
210.	OBOARD RAIL ASSY.	65B63223-XX	25-57-55	TRW	2	C6	GROUP 10A
211.	CASTER ASSY	65B63260-3	25-57-67	TRW	2	C6	GROUP 10A
212.	CASTER TRAY ASSY.	65B63271 -62 , -64	25-57-05	TRW	3	C6	GROUP 10A
213.	CTR GUIDE AND RESTRAINT.	65B63406 -XX	25-57-05	TRW	3	C6	GROUP 10A
214.	END STOP ASSY.	65B63424-XX	25-57-70	TRW	2	C6	GROUP 10A
215.	CASTER TRAY ASSY.	65B63455-XX	25-57-70	TRW	2	C6	GROUP 10A
216.	LOCK ASSY	65B63477-XX	25-58-24	TRW	3	C6	GROUP 10A
217.	BUMPER ASSY	65B63725-502	25-58-32	TRW	3	C6	GROUP 10A
218.	SILL ROLLER CASTER ASSY.	65B63733 -XX	25-57-74	TRW	3	C6	GROUP 10A
219.	CASTER ASSY	65B63782-1	25-57-70	TRW	3	C6	GROUP 10A

	CAPABILITY LIST				AIESL CAP/01		
	COMPONENTS OVERHAUL DIVISION				Part 2		Section 2.1
					Issue 2	Rev 5	Apr 2024


SR.NO.	NOMENCLATURE	PART NUMBER	ATA CODE	VENDOR	LEVEL OF MAINT	RATING	REMARKS
220.	CASTER ASSY	65B63784-506	25-57-70	TRW	2	C6	GROUP 10A
221.	ROD ASSY.	69B10069-XX	52-11-92	BOEING	2	C4	GROUP 10A
222.	NOZZLE ASSY.	69B42278 -XX	30-41-03	BOEING	3	C6	GROUP 10A
223.	CONTROL ASSY.	7-41966 -X	38-30-01	TELEFLEX	3	C6	GROUP 10A
224.	CONTROL ASSY	7-42041-1 TO 8	38-30-02	TRIUMPH CONTROL	3	C6	GROUP 10A
225.	CONTROL ASSY.	7-42041-X	38-30-02	TELEFLEX	3	C6	GROUP 10A
226.	TOILET DRAIN VV CONTRL ASSY	7-42042-1 THRU -6	38-30-03	TRIUMPH CONTROL	3	C6	GROUP 10A
227.	CONTROL ASSY.	7-43140- SERIES	38-30-04	TRIUMPH CONTROL	3	C6	GROUP 10A
228.	CONTROL ASSY.	7-43196	38-30-06	TELEFLEX	3	C6	GROUP 10A
229.	CONTROL ASSY, WASTE TANK DRAIN VV	7-44758-XX	38-30-12	TRUMP CONTROLS	2	C6	GROUP 10D
230.	ESCAPE RAMP	7A1107 SERIES	25-67-01	B.F. GOODRICH	3	C6	GROUP 10A
231.	SLIDE RAFT	7A1238 SERIES	25-66-04	B.F. GOODRICH	3	C6	GROUP 10A
232.	SLIDE RAFT	7A1239 SERIES	25-66-05	B.F. GOODRICH	3	C6	GROUP 10A
233.	ESCAPE SLIDE	7A1248 SERIES	25-68-02	B.F. GOODRICH	3	C6	GROUP 10A
234.	OFF WING ESCAPE SLIDE	7A1252 SERIES	25-65-02	B.F. GOODRICH	3	C6	GROUP 10A
235.	ESCAPE RAMP	7A1254 SERIES	25-67-02	B.F. GOODRICH	3	C6	GROUP 10A

	CAPABILITY LIST				AIESL CAP/01		
	COMPONENTS OVERHAUL DIVISION				Part 2		Section 2.1
					Issue 2	Rev 5	Apr 2024


SR.NO.	NOMENCLATURE	PART NUMBER	ATA CODE	VENDOR	LEVEL OF MAINT	RATING	REMARKS
236.	ESCAPE SLIDE ASSY.	7A1323 SERIES	25-68-04	B.F. GOODRICH	3	C6	GROUP 10AD
237.	PACK BOARD ASSY.	7A1338-XX	25-61-02	TRW	2	C6	GROUP 10A
238.	ESCAPE RAMPSLIDE MED #.3	7A1418 SERIES	25-65-05	B.F. GOODRICH	3	C6	GROUP 10D
239.	SLIDE RAFT	7A1447 SERIES	25-66-16	B.F. GOODRICH	3	C6	GROUP 10A
240.	SLIDE RAFT	7A1448 SERIES	25-66-17	B.F. GOODRICH	3	C6	GROUP 10A
241.	SLIDE RAFT	7A1467 SERIES	25-66-19	B.F. GOODRICH	3	C6	GROUP 10D
242.	SLIDE RAFT	7A1469 SERIES	25-66-20	B.F. GOODRICH	3	C6	GROUP 10D
243.	SLIDE RAFT	7A1479 SERIES	25-66-18	B.F. GOODRICH	3	C6	GROUP 10AD
244.	SHUTTER ASSY	87-12870-0021	25-31-01	CARP INDUSTRIES	3	C6	GROUP 10D
245.	SHROUD ASSY	B0040500-001BG3	25-45-01 IPC	BOEING	2	C6	GROUP 10D
246.	ROYLITE PAN	B0044571006GR5	25-41-75 IPC	BOEING	2	C6	GROUP 10A
247.	SURVIVAL KIT ASSEMBLY	D13567-XXX	25-60-10	AIR CRUISERS	3	C6	GROUP 10A
248.	ROTARY MECH. ACTUATOR	D2067 SERIES	52-30-02	EMCO DIVISION	3	C6	GROUP 10AD
249.	PAX. LIFE VEST	D21343-151	25-60-05	AIR CRUISER	3	C6	GROUP 10AD
250.	CREW LIFE VEST	D21344-135	25-60-05	AIR CRUISER	3	C6	GROUP 10AD
251.	LIFE RAFT	D23940-141	25-60-10	AIR CRUISERS	3	C6	GROUP 10A

	CAPABILITY LIST				AIESL CAP/01		
	COMPONENTS OVERHAUL DIVISION				Part 2		Section 2.1
					Issue 2	Rev 5	Apr 2024


SR.NO.	NOMENCLATURE	PART NUMBER	ATA CODE	VENDOR	LEVEL OF MAINT	RATING	REMARKS
252.	LATCH ASSY	H2258-1	52-21-20	HARTWELL CORP.	2	C4	GROUP 10D
253.	LATCH ASSY	H29K920	52-48-01	HARTWELL CORP.	2	C4	GROUP 10AD
254.	LATCH ASSY	H414-19	52-36-15	HARTWELL CORP.	2	C4	GROUP 10D
255.	LATCH ASSY	H759-85	52-51-17	HARTWELL CORP.	2	C4	GROUP 10D
256.	WINDOW REVEAL ASSY.	HPD5-74125 -XX	25-21-00 IPC	HEATH TECHNA	3	C6	GROUP 10A
257.	SUNVISER ASSY	RBOE-747-300 RBOE-747-200-XX	ROSENIPC1-1-2	ROSEN PRODUCT	2	C6	GROUP 10D
258.	SURVIVAL KIT.	S416U001-X -2 -4	25(DWG)	DMEEASTERN	2	C6	GROUP 10A
259.	ROLLER ASSEMBLY	65B50232-7	56-21-11	BOEING	2	C19	GROUP 10D
260.	LAVATORIES	811747 THRU 811750 Series 8000	25-41-32	WEBER	2	C6	GROUP 10A
261.	LAVATORIES	811747 THRU 811750 Series 6000	25-40-85	WEBER	2	C6	GROUP 10A
262.	LUMBER SUPPORT	CU-975-XXX-00	25-20-02	JASCO	1	C6	GROUP 10A
263.	REVEAL ASSY.-WINDOW PAX CABIN	411U1230-XX	25-21-05	BOEING	2	C6	GROUP 10D
264.	FIRST OFFICER'S SEAT	3A090-0056-XX-X	25-10-1997	IPECO	3	C6	GROUP 10D
265.	PILOT SEAT	3A090-0055-XX-X	25-10-1997	IPECO	3	C6	GROUP 10D
266.	LIFE RAFT ASSY	64356-XXX	25-62-45	ATL CRUISERS COMPANY	3	C6	GROUP 10
267.	WINDOW ASSEMBLY	141W7400-1-2	56-11-07	BOEING PPG	3	C19	GROUP 10F

	CAPABILITY LIST		AIESL CAP/01		
	COMPONENTS OVERHAUL DIVISION		Part 2		Section 2.1
			Issue 2	Rev 5	Apr 2024


SR.NO.	NOMENCLATURE	PART NUMBER	ATA CODE	VENDOR	LEVEL OF MAINT	RATING	REMARKS
268.	PR. VESSEL CNTRL DEVICE	1270154-4 1270156-4	52-20-01	STR.COMP.IND.	3	C4	GROUP 11
269.	FIREX (LAV)	30100022- XX	26-25-04	PACIFIC SCIENTIFIC HTL DIV.	1	C18	GROUP 11
270.	FIREX (APU)	33600005-1 THRU -3	26-20-05	PAC.SCIENTIFIC HTL DIV.	1	C18	GROUP 11
271.	FIREX (ENG)	33600021, 33600021-25,-36	26-22-25	HTL ADVANCED TECH.	1	C18	GROUP 11
272.	FIREX (ENG)	33603903 P	26-22-25	HTL ADVANCED TECH.	1	C18	GROUP 11
273.	FIREX (APU)	34504901-41	26-22-27	PAC.SCIENTIFIC HTL DIVN.	1	C18	GROUP 11
274.	FIREX (APU)	34504901P, 34504901P-35	26-22-26	HTL ADVANCED TECH.	1	C18	GROUP 11
275.	FIREX (ENG)	34600001 -45	26-22-27	PAC.SCIENTIFIC HTL DIVN.	1	C18	GROUP 11
276.	FIREX (ENG)	34600001P-37	26-22-25	HTL ADVANCED TECH.	1	C18	GROUP 11
277.	FIREX (CARGO)	34900004 -33	26-23-22	PAC.SCIENTIFIC HTL DIVN.	1	C18	GROUP 11
278.	FIREX (CARGO)	34900005 -34	26-23-23	PAC.SCIENTIFIC HTL DIVN.	1	C18	GROUP 11
279.	FIREX (CARGO)	34900006-40	26-23-33	PAC.SCIENTIFIC HTL DIVN.	1	C18	GROUP 11
280.	FIREX (CARGO)	34900011-1	26-23-33	PAC.SCIENTIFIC HTL DIVN.	1	C18	GROUP 11
281.	FIREX (CARGO)	34907900M, 34907900M-12	26-23-27	HTL ADVANCED TECH.	1	C18	GROUP 11
282.	FIREX (CARGO)	35207900M-6,-11	26-23-27	HTL ADVANCED TECH.	1	C18	GROUP 11

	CAPABILITY LIST				AIESL CAP/01		
	COMPONENTS OVERHAUL DIVISION				Part 2		Section 2.1
					Issue 2	Rev 5	Apr 2024


SR.NO.	NOMENCLATURE	PART NUMBER	ATA CODE	VENDOR	LEVEL OF MAINT	RATING	REMARKS
283.	CO2N2 RESRVR ASSY.-UD SLIDE	4A3037- XX	25-60-01	B.F. GOODRICH	3	C6	GROUP 11
284.	CO2N2 RESERVOIR ASSY.	4A3056-XX	25-60-04	B.F. GOODRICH	3	C6	GROUP 11
285.	CO2N2 RESVR ASSY.EBEEBN	4A3221-XX	25-60-05	B.F. GOODRICH	3	C6	GROUP 11
286.	CO2N2 RESRVR ASSY.MED NO.3	4A3416-XX	25-60-11	B.F. GOODRICH	3	C6	GROUP 11
287.	PORT OXY. CYL	5500-XXX	35-32-18	SC OTT AVIATION CO.	3	C15	GROUP 11
288.	CO2N2 RESERVOIR ASSY.	5A2644-XX	25-60-08	B.F. GOODRICH	3	C6	GROUP 11
289.	CO2N2 RESERVOIR ASSY.	5A2832-XX	25-60-12	B.F. GOODRICH	3	C6	GROUP 11
290.	MAIN OXYGEN CYLINDER	801307-00	35-23-07	SC OTT AVIATION CO.	3	C15	GROUP 11
291.	DISCHARGE INDICATOR	802642 875578 877292 877292-01	26-20-50	KIDDE AEROSPACE	3	C18	GROUP 11
292.	EMER.POWER RESERVOIR	803300-30 TO -35,	52-10-02	H.R. TEXTRON	3	C4	GROUP 11
293.	EMER.POWER RESERVOIR	803300-37 TO -39	52-10-02	H.R. TEXTRON	3	C4	GROUP 11
294.	MAIN OXYGEN CYLINDER ASSY.	804044-XX	35-20-44	AVOX SYSTEM INC	3	C15	GROUP 11
295.	EMER.POWER RESERVOIR	814200-20	52-10-03	HR TEXTRON (APCO)	3	C4	GROUP 11
296.	FIREX LIQD TYPE-WATER	892480	26-20-20	KIDDE AEROSPACE	3	C18	GROUP 11
297.	FIREX HALON 1211	898052	26-21-39	KIDDE AEROSPACE	1	C18	GROUP 11
298.	PORT OXY CYL.	9700-XXX	35-31-55	SCOTT AVIATION CO.	3	C15	GROUP 11

	CAPABILITY LIST				AIESL CAP/01		
	COMPONENTS OVERHAUL DIVISION				Part 2		Section 2.1
					Issue 2	Rev 5	Apr 2024


SR.NO.	NOMENCLATURE	PART NUMBER	ATA CODE	VENDOR	LEVEL OF MAINT	RATING	REMARKS
299.	PCKT. OXY. CYL.	9800-SERIES	35-31-55	SCOTT AVIATION CO.	3	C15	GROUP 11
300.	FIREX (LAV)	A800100 – XXX, G800100-XXX	26-25-04	KIDDE AEROSPACE	1	C18	GROUP 11
301.	FIRE EXT. BOTTLE APU	34200402-XX	26-23-43	PACIFIC SCIENTIFIC	1	C18	GROUP 11
302.	FIRE EXT. BOTTLE (CARGO)	473474-XX	26-21-44	KIDDE AEROSPACE	1	C18	GROUP 11
303.	FIRE EXT. BOTTLE (CARGO)	473475-XX	26-21-45	KIDDE AEROSPACE	1	C18	GROUP 11
304.	CO2-N2 RESERVOIR ASSY.	4A3904-XX	25-60-35	GOODRICH	3	C6	GROUP 11
305.	MAIN O2 BOTTLE ASSEMBLY	B42365	35-22-02	CARLETON TECH.	3	C15	GROUP 11
306.	DUAL REEL & HARNESS ASSY.	0108 SERIES	25-11-2021	PACIFIC SCIENTIFIC	2	C6	GROUP 10A
307.	OBSERVER'S SEAT	0801801 SERIES	25-11-2001	CASTLE INDUSTRY	2	C6	GROUP 10D
308.	SEAT ASSY. BC	0980-02-31 THRU 39	25-20-67	CONTOUR	3	C6	GROUP 10D
309.	1ST. OBSERVER SEAT ASSY.	1052-3, -5	25-11-2013	AMI INDUSTRIES INC.	3	C6	GROUP 10A
310.	2ND. OBSERVER SEAT ASSY.	1075 SERIES	25-11-2014	AMI INDUSTRIES INC.	3	C6	GROUP 10A
311.	BUCKLE ASSY.	1101550 1101580 1111430 SERIES	25-11-2019	PACIFIC SCIENTIFIC	3	C6	GROUP 10A
312.	RESTRAINT SYSTEM	1117032 SERIES	25-11-2038	PACIFIC SCIENTIFIC	1	C6	GROUP 10A
313.	RESTRAINT SYSTEM	1180003 SERIES	25-12-2002	ARC	1	C6	GROUP 10D
314.	DBL. ATTDNT.SEAT	2038 MODEL	25-25-38	AMI. IND.	3	C6	GROUP 10AD

	CAPABILITY LIST		AIESL CAP/01		
	COMPONENTS OVERHAUL DIVISION		Part 2		Section 2.1
			Issue 2	Rev 5	Apr 2024


SR.NO.	NOMENCLATURE	PART NUMBER	ATA CODE	VENDOR	LEVEL OF MAINT	RATING	REMARKS
315.	DBL. ATTDNT.SEAT	2039 MODEL	25-25-39	AMI. IND.	3	C6	GROUP 10AD
316.	SINGLE ATTDNT. SEAT	2042 MODEL	25-25-42	AMI. IND.	3	C6	GROUP 10A
317.	SINGLE ATTDNT. SEAT	2043 MODEL	25-25-43	AMI. IND.	3	C6	GROUP 10AD
318.	SINGLE ATTDNT. SEAT	2045 MODEL	25-25-45	AMI. IND.	3	C6	GROUP 10AD
319.	WALL MOUNTED ATTDNT SEAT	2046 MODEL	25-25-46	AMI. IND.	3	C6	GROUP 10AD
320.	DBL. ATTDNT. SEAT	2047 MODEL	25-25-47	AMI. IND.	3	C6	GROUP 10A
321.	DBL. ATTDNT. SEAT	2053 MODEL	25-25-53	AMI. IND.	3	C6	GROUP 10A
322.	CC DOOR LOCK ASSY	232U2122 SERIES	52-51-04 IPC	BOEING	2	C4	GROUP 10D
323.	LATCH ASSY.	2710 SERIES	25-42-07	ADAMS RITE	3	C6	GROUP 10A
324.	DOOR LATCH	2863 / 2895	25-41-60	ADAMS RITE	3	C6	GROUP 10A
325.	LOCK ASSY.	2873-3 / 2777	52-50-02	ADAMS RITE	3	C6	GROUP 10A
326.	LOCK ASSY.	2962	52-50-14	ADAMS RITE	3	C4	GROUP 10AB
327.	SEAT ASSLY. CAPTAIN	3A090-0027	25-10-1994	IPECO	2	C6	GROUP 10A
328.	SEAT ASSLY. (1ST. OFFICER)	3A090-0028	25-10-1994	IPECO	2	C6	GROUP 10A
329.	CREW SEATCAPT1ST OFFICER	3A090-0079-01-1, 3A090-0080-01-1	25-10-1979	IPECO	2	C6	GROUP 10D
330.	CREW SEAT ASSY.I OBSERVER	3A102-0003 -XX -XX	25-11-2013	IPECO	2	C6	GROUP 10D

	CAPABILITY LIST		AIESL CAP/01		
	COMPONENTS OVERHAUL DIVISION		Part 2		Section 2.1
			Issue 2	Rev 5	Apr 2024


SR.NO.	NOMENCLATURE	PART NUMBER	ATA CODE	VENDOR	LEVEL OF MAINT	RATING	REMARKS
331.	CREW SEAT ASSY.II OBSERVER	3A103-0003	25-11-12	IPECO	2	C6	GROUP 10D
332.	CREW SEAT	3A160-0007-01-1	25-10-1969	IPECO	2	C6	GROUP 10D
333.	SEAT ASSY. ATTDNT. (UD)	40126 SERIES	25-20-18	CARRIER AC.INC.	3	C6	GROUP 10A
334.	LOCK ASSY.	4434-1 2873-13-15-17	52-50-16	ADAMS RITE	3	C4	GROUP 10D
335.	CARGO NET & DIVIDER	452U300X SERIES 65B6016X SERIES	25-50-00	BOEING	3	C6	GROUP 10D
336.	BI-FOLD DOOR LATCH	500720 SERIES	25-40-02	SABRE IND.	3	C6	GROUP 10A
337.	LATCH ASSY.	501170 SERIES	25-20-12	SABRE INDUSTRIES	3	C6	GROUP 10D
338.	REST.SYS.FLG. ATT. SEAT	501574, 501762, 501766, 501800	25 (DWG)	AM SAFE	1	C6	GROUP 10A
339.	REST.SYS.FLG. ATT. SEAT	502072, 502081	25 (DWG)	AM SAFE	1	C6	GROUP 10A
340.	RESTRAINT SYSTEM	502222 SERIES	25-11-2004	AM SAFE	2	C6	GROUP 10D
341.	REST.SYS.FLG. ATT. SEAT	502313	25 (DWG)	AM SAFE	2	C6	GROUP 10A
342.	LATCH ASSY.(STOWAGE BIN)	502360 SERIES	25-20-11	ADAMS RITE	3	C6	GROUP 10D
343.	REST.SYS.FLG. ATT. SEAT	502393	25 (DWG)	AM SAFE	2	C6	GROUP 10A
344.	RESTRAINT SYSTEM	503033 SERIES	25-11-2003	AM SAFE	2	C6	GROUP 10D
345.	BC SEAT ASSY	623 SERIES	25-20-13	RECARO	3	C6	GROUP 10D
346.	STOWAGE BIN	65B50422-XXX	25-28-11	BOEING	2	C6	GROUP 10A

	CAPABILITY LIST		AIESL CAP/01		
	COMPONENTS OVERHAUL DIVISION		Part 2		Section 2.1
			Issue 2	Rev 5	Apr 2024


SR.NO.	NOMENCLATURE	PART NUMBER	ATA CODE	VENDOR	LEVEL OF MAINT	RATING	REMARKS
347.	SMOKE BARRIER	65B52456-1 -3	IPC25-64-25	BOEING	2	C6	GROUP 10A
348.	RELEASE ASSY.	69B54799 SERIES MM-171256	52-51-11	BOEING	3	C4	GROUP 10A
349.	BABY BASSINET	7250 SERIES	25-20-21	INNOVINT	3	C6	GROUP 10D
350.	SEAT ASSLY. (CAPTAIN)	811369 SERIES	25-10-2000	WEBBER AIRCRAFT INC.	3	C6	GROUP 10A
351.	SEAT ASSY (FIRST OFFICER)	811370 SERIES	25-10-2000	WEBBER AIRCRAFT INC.	3	C6	GROUP 10A
352.	FLT. ENGG. SEAT ASSLY.	811372 SERIES	25-10-2001	WEBBER AIRCRAFT INC.	3	C6	GROUP 10A
353.	HYDROLOK FOR PAX .SEAT	817584-447	25-22-85	WEBER	3	C6	GROUP 10A
354.	SEAT ASSY.	819900 SERIES	25-20-85	WEBER	3	C6	GROUP 10A
355.	SEAT ASSY. FC	833842 SERIES	25-22-14	WEBER	3	C6	GROUP 10A
356.	SEAT ASSY.	840 SERIES	25-22-49	WEBER	3	C6	GROUP 10A
357.	ECY SEAT ASSY.	844 SERIES	25-23-50	WEBER	3	C6	GROUP 10D
358.	FC SLEEPER SEAT ASSY	844 SERIES	25-23-49	WEBER	3	C6	GROUP 10D
359.	ECY. SEAT ASSY.	86855 86856 SERIES	25-24-60	JEPSON BURNS	3	C6	GROUP 10A
360.	SEAT ASSY.	9016 SERIES	25-21-01	ICMA	3	C6	GROUP 10A
361.	BI-FOLD DOOR LATCH	9320 SERIES	25-40-01	SABRE IND.	3	C6	GROUP 10A
362.	2ND OBSERVER SEAT ASSY.	965-1	25-11-2013	AMI INDUSTRIES INC.	3	C6	GROUP 10A

	CAPABILITY LIST		AIESL CAP/01		
	COMPONENTS OVERHAUL DIVISION		Part 2		Section 2.1
			Issue 2	Rev 5	Apr 2024


SR.NO.	NOMENCLATURE	PART NUMBER	ATA CODE	VENDOR	LEVEL OF MAINT	RATING	REMARKS
363.	DBL. ATTDNT. SEAT	971 MODEL	25-25-04	AMI IND.	3	C6	GROUP 10A
364.	SINGLE ATTDNT. SEAT	972 MODEL	25-25-05	AMI. IND.	3	C6	GROUP 10A
365.	SINGLE ATTDNT. SEAT	973 MODEL	25-25-06	AMI. IND.	3	C6	GROUP 10A
366.	CARRY COT PLATFORM	AI-905	25-25-07	JAMCO TOKYO	3	C6	GROUP 10D
367.	LATCH	AR2510 SERIES	52-50-04	ADAMS RITE	3	C4	GROUP 10A
368.	FIRST CLASS SEAT ASSY	FFDS1-02A10(X)-01	25-25-86	SOGERMA	3	C6	GROUP 10D
369.	BUSINESS CLASS SEAT ASSY	FJBP2-02A10(X)-01	25-25-87	SOGERMA	3	C6	GROUP 10D
370.	HYDROLOK FOR PAX .SEAT	HL 11200-37	25-22-79	P.L. PORTER	3	C6	GROUP 10AC
371.	HYDROLOCK	HL10000 SERIES	25-24-06	P . L. PORTER	3	C6	GROUP 10AC
372.	HYDROLOCK	HL17500 SERIES	25-23-81	P.L. PORTER	3	C6	GROUP 10D
373.	SUPERBIN ASSY.	HPD5-74041 SERIES	25-28-02	HEATH TECHNA	2	C6	GROUP 10A
374.	HYDROLOK FOR PAX .SEAT	LL26000	25-22-85	P.L. PORTER	3	C6	GROUP 10A
375.	TOILET MODULE ACCESSORIES	MODEL AI 040	25-42-60	JAMCO TOKYO	2	C6	GROUP 10A
376.	JETTISON GRAVITY SO VALVE	107968, 125333	28-30-43	IF AEROSPACE CONT.	3	C9	GROUP 1AD
377.	APU FUEL SO VALVE	107971	28-25-41	IF AEROSPACE	3	C9	GROUP 1AD
378.	AIR OIL HEAT EXCHANGER-ENGINE	11622-000, 12622-000, 13622-000, 15622-000	79-21-20	HUGHES TREITLER	2	C7	GROUP 1D

	CAPABILITY LIST		AIESL CAP/01		
	COMPONENTS OVERHAUL DIVISION		Part 2		Section 2.1
			Issue 2	Rev 5	Apr 2024


SR.NO.	NOMENCLATURE	PART NUMBER	ATA CODE	VENDOR	LEVEL OF MAINT	RATING	REMARKS
379.	AIR OIL HEAT EXCHANGER-IDG	11698-000, 12698-000	24-11-2001	HUGHES TREITLER	2	C7	GROUP 1D
380.	FUEL SHUTOFF VALVE	125120, 125334, 107970	28-09-2012	ITT AEROSPACE CONTROLS	3	C9	GROUP 1AD
381.	ADAPTER & SHAFT ASSY.	125328, 125329, 125330, 125331, 125335, 107957 TO 107961	28-09-2013	ITT AEROSPACE CONTROLS	2	C9	GROUP 1AD
382.	VALVE ASSY.	125334D	28-25-14	ITT AEROSPACE CONT.	3	C9	GROUP 1AD
383.	ADAPTER & SHAFT ASSY.	125350-1 To 125350-5, 125432A, 125435	28-09-2013	ITT AEROSPACE CONT.	2	C9	GROUP 1AD
384.	JETTISON SHUT OFF	125423B, 125442B, 125613A, 107969, 125423, 125442	28-30-11	ITT AEROSPACE CONT.	3	C9	GROUP 1AD
385.	VALVE ASSY.- JETTISON TRANSFER	125424, 125424B, 125426, 125426B, 125409	28-30-12	ITT AEROSPACE CONT.	3	C9	GROUP 1AD
386.	WATER DRAIN VALVE	12D117 -6	38-10-15	ALLIEN AC. PROD.	3	C6	GROUP 1AD
387.	VALVE BALL DRAIN	12D117-4	38-00-01	ALLEN	3	C6	GROUP 1AD
388.	FILL & DRAIN VALVE	12D124 - 5	38-10-01	ALLEN AC.	3	C6	GROUP 1AD
389.	WATER VALVE ASSY.	12D124-16	38-11-08	ALLEN	3	C6	GROUP 1AD
390.	DRAIN VALVE	1500, 7036	38-10-09	SABRE INDUSTRIES	2	C6	GROUP 1AD
391.	FILTER ASSY	1732510, -3,-10	38-11-02	REGULATOR	3	C6	GROUP 1AD
392.	ADAPTORSHAFT ASSY.	18-4200	28-16-03	SWEENEY ENGG CO	2	C9	GROUP 1D
393.	DEFUEL VALVE ASSY.	18-4400-1,-2	28-26-01	SWEENEY ENGG CO	2	C9	GROUP 1AD

	CAPABILITY LIST		AIESL CAP/01		
	COMPONENTS OVERHAUL DIVISION		Part 2		Section 2.1
			Issue 2	Rev 5	Apr 2024


SR.NO.	NOMENCLATURE	PART NUMBER	ATA CODE	VENDOR	LEVEL OF MAINT	RATING	REMARKS
394.	BOOST PUMP. CH. VALVE	20C144-4 -5	28-22-03	ALLIEN PROD.	2	C9	GROUP 1A
395.	VALVE CHECK BOOST PUMP	217200-1, 217200-5	28-20-01	H.R. TEXTRON	2	C9	GROUP 1AD
396.	CANISTER APU BOOST PUMP	218391, -1	28-20-03	INTERTECHNIC.	3	C9	GROUP 1D
397.	WATER TANK	25-XT-001-9 THRU -23	38-10-01	EDO FIBRE SCIENCE DIV	2	C6	GROUP 1AD
398.	CHECK VALVE ASSY.	2660608, 2660608 M1	28-10-2021	PARKER HANNIFIN CO	2	C9	GROUP 1AD
399.	FLOAT ACTUATED VENT VV	2670281 M1 THRU M4	28-10-2020	PARKER HANNIFIN CO	2	C9	GROUP 1AD
400.	CHECK VALVE ASSY.	2677J-4EE-3	30-43-01	CIRCLE SEAL	2	C18	GROUP 1AD
401.	SWING CHECK VALVE	2S2110	28-09-2001	CRISSAIR INC.	3	C9	GROUP 1AD
402.	DRAIN VALVE	3-118605	38-30-20	AIR & FUEL DIVISION	3	C6	GROUP 1AD
403.	SWING CHECK VALVE	32C195	28-20-18	ALLIEN AC. PROD.	2	C9	GROUP 1AD
404.	CHECK VALVE	32P116	28-20-05	ALLEN AC PRODUCTS	2	C9	GROUP 1AD
405.	FAUCET & DRAIN ASSY.	600030 -1	38-61-66	ADAMS RITE SABRE	3	C6	GROUP 1A
406.	FAUCET ASSY.	600290-1THRU -3, 600200-1 THRU -4, 600450	38-11-20	SABRE INDUST.	3	C6	GROUP 1A
407.	FAUCET & DRAIN ASSY.	600420-1THRU-3	38-11-01	ADAMS RITE SABRE	2	C6	GROUP 1AD
408.	FUELLING RECEPTACLE	60213-1THRU -20	28-20-06	ALLEN AC. PRODUCTS	3	C9	GROUP 1AD
409.	SWING CHECK VALVE	60B92415-2	28-20-18	ALLEN AC. PRODUCTS	2	C9	GROUP 1AD

	CAPABILITY LIST		AIESL CAP/01		
	COMPONENTS OVERHAUL DIVISION		Part 2		Section 2.1
			Issue 2	Rev 5	Apr 2024


SR.NO.	NOMENCLATURE	PART NUMBER	ATA CODE	VENDOR	LEVEL OF MAINT	RATING	REMARKS
410.	THRUST REC.RAM AIR VV	65B40003-3Thru -24	21-51-01	BOEING	2	C1	GROUP 1AD
411.	GROUND SERVICE DUCT	65B40167-5, -6, -11, 65B42527-3,-4	21-21-01	BOEING	3	C1	GROUP 1AD
412.	PR. RELIEF VALVE ASSY.	65B40907-6 To -9, -11 To -16, 63B11683-12	21-30-01	BOEING	2	C1	GROUP 1AD
413.	WATER TANK	65B50060-9	38-10-02	YOKOHAMA AERO	2	C6	GROUP 1AD
414.	CAP. ASSY	6986-2, 6986-4	28 (DRW)	JC CARTER	3	C9	GROUP 1AD
415.	FOOT OUTLET VALVE ASSY.	69B41013 -1 Thru -16	21-22-01	BOEING	2	C1	GROUP 1AD
416.	RAI DOOR SHAFT ASSY	69B43010-1,-4	21-51-12	BOEING	2	C1	GROUP 1AD
417.	DRAIN VALVE	6D187-6	38-10-10	ALLEN AC.	3	C6	GROUP 1AD
418.	CHECK VALVE ASSY	71890	28-09-2009	CONSOLIDATED CONT.	2	C9	GROUP 1AD
419.	DUAL HEAT EXCHANGER	719235 - 8, -9	21-51-02	HAMILTON STANDARD	2	C1	GROUP 1AD
420.	DIFFUSER ASSY.	719239	21-51-04	HAMILTON STANDARD	2	C1	GROUP 1AD
421.	FUEL LVL MEASURING STICK	727700	28-44-01	KAISER	3	C9	GROUP 1AD
422.	CONTROL CABLE	7-41989-2, 7-441989-2	38-10-01	TELEFLEX	2	C6	GROUP 1AD
423.	WATER SEPERATOR	750399-3	21-51-15	HAMILTON STD.	3	C1	GROUP 1AD
424.	SUMP DRAIN VALVE ASSY	774400 -1 THRU-31	28-11-2004	TELETRON	3	C9	GROUP 1AD
425.	PRECOOLER ASSY.	792930	36-12-12	HAMILTON STANDARD	2	C17	GROUP 1AD

	CAPABILITY LIST				AIESL CAP/01		
	COMPONENTS OVERHAUL DIVISION				Part 2		Section 2.1
					Issue 2	Rev 5	Apr 2024


SR.NO.	NOMENCLATURE	PART NUMBER	ATA CODE	VENDOR	LEVEL OF MAINT	RATING	REMARKS
426.	PRE-COOLER ASSY.	792940-4, -5	36-12-11	HAMILTON STD.	2	C17	GROUP 1D
427.	FAUCET ASSY	7YW3010A12403	38 (DRW)	JAMCO	3	C6	GROUP 1D
428.	WATER COLLECTOR	806373-1	21-72-01	HAMILTON	2	C1	GROUP 1AD
429.	VALVE MANIFOLD DRAIN	8D111-2	28-00-01	ALLEN AC. PRODUCT	2	C9	GROUP 1AD
430.	HOSE ASSY- ENG.FUEL&CONTRL	AE706825 -1	73-11-07	AEROQUIP	2	C7	GROUP 1AD
431.	EQUIPMENT AIR CLEANER	CE00695-1	21-58-10	PLM	2	C1	GROUP 1AD
432.	APU OIL COOLER (-400)	D1979-200A	49-90-01	MARSTON PALMER LTD.	3	C7	GROUP 1D
433.	CHECK VALVE	P148-180	38-15-11	CIRCLE SEAL	3	C6	GROUP 1AD
434.	FAUCET ASSY.	R002-101	25-42-60	JAMCO	3	C6	GROUP 1AD
435.	FAUCET ASSY.	R002-1-11-12	25-42-02	JAMCO	2	C6	GROUP 1AD
436.	RELIEF VALVE ASSY	RV05-361,RV05-362	38 (DRW)	CIRCLE SEAL	3	C6	GROUP 1AD
437.	SOAP DISPENSER	WAC2950-1	25 (DRW)	WEBBER AIRCRAFT	3	C6	GROUP 1ABC
438.	WATER FILTER	XSI, XSIB	38 (DRW)	EVERPURE	3	C6	GROUP 1ABC
439.	ACTR. ROTARY FLEX TR -TUBING	4242100-XX	78-31-05	MARKER	2	C7	GROUP 1D
440.	FLEXIBLE DRIVE SHAFT	121178, 121652-1-1	78-32-15	HONEYWELL	3	C7	GROUP 2A
441.	FLEXIBLE SHAFT ASSY	121282-2,-3, -10, -11	78-31-20	HONEYWELL	3	C7	GROUP 2ABC

	CAPABILITY LIST		AIESL CAP/01		
	COMPONENTS OVERHAUL DIVISION		Part 2		Section 2.1
			Issue 2	Rev 5	Apr 2024


SR.NO.	NOMENCLATURE	PART NUMBER	ATA CODE	VENDOR	LEVEL OF MAINT	RATING	REMARKS
442.	TURBINE VALVE CONTROL CABLE	1605140-002, 16042200-001	75-24-13	TRANSDIOM	2	C7	GROUP 2A
443.	ROTARY ACT. ASSY.	178800	27-80-02	MOOG INC	2	C8	GROUP 2A
444.	ROTARY ACT. ASSY.	178900	27-80-03	MOOG INC	2	C8	GROUP 2A
445.	PYLON BOX ASSY.	25067-3	76-11-02	TELEFLEX	3	C7	GROUP 2A
446.	TRIM & CENTERING MECH	25101030, 65B80521	27-11-1951	BOEING	3	C8	GROUP 2A
447.	CONTROL ROD ASSY.	251T0100	27-00-11	BOEING	2	C8	GROUP 2A
448.	PCU INST. COMPONENT	252U3112 -1	27-21-72	BOEING	2	C8	GROUP 2A
449.	LOAD LIMITER ASSY,	253U1101-6	27-11-1941	BOEING	2	C8	GROUP 2A
450.	SPEED BRAKE LEVER ASSY.	253U1211 -1	27-62-16	BOEING	2	C8	GROUP 2A
451.	SPEED BRAKE LEVER ASSY.	253U5618 -2	27-62-15	BOEING	2	C8	GROUP 2A
452.	LEVER ASSY-FLAP CONTROL	253U5724-1	27-51-77	BOEING	3	C8	GROUP 2A
453.	TE FLP CNTRL-INPUT LEVER ASSY	256U1300- XX	27-51-76	BOEING	3	C8	GROUP 2A
454.	INBD FLAP TRANSMISSION	256U3210-X	27-51-73	BOEING	3	C8	GROUP 2A
455.	OBD FLAP TRANSMISSION	256U3250 - XX	27-51-72	BOEING	3	C8	GROUP 2A
456.	THROTTLE CONTRL BOX	315T1040-5	76-11-18	BOEING	3	C7	GROUP 2A
457.	TR CONTROL BOX ASSY.	315U2016-2. -3	76-34-37	BOEING	3	C7	GROUP 2A

	CAPABILITY LIST		AIESL CAP/01		
	COMPONENTS OVERHAUL DIVISION		Part 2		Section 2.1
			Issue 2	Rev 5	Apr 2024


SR.NO.	NOMENCLATURE	PART NUMBER	ATA CODE	VENDOR	LEVEL OF MAINT	RATING	REMARKS
458.	GEAR BOX-BALL SCREW ASSY	3272602-X, 3272604	78-32-33, 78-31-04	ALLIED SIGNAL	2	C7	GROUP 2A
459.	CABLE ASSY.	366 3306	76-11-06	TELEFLEX	3	C7	GROUP 2A
460.	HOIST. ASSY.	435312 A2, 435312 A3	71-00-26	SARGENT IND.	3	C7	GROUP 2A
461.	WINCH ASSY.	4354EA1	71-00-27	SARGENT IND.	3	C7	GROUP 2A
462.	ROTARY ACTUATOR	544646	27-80-22	MOOG	3	C8	GROUP 2A
463.	ROTARY ACTUATOR	544952	27-80-06	MOOG	3	C8	GROUP 2A
464.	BALL SCREW	554264, 554265, 554266, 554267	27-51-03	UMBRA-CUSCINETTI	2	C8	GROUP 2A
465.	BALL SCREW	5703117 To 5703120, 5700821 To 5700824	27-51-33	SAGINAW	2	C8	GROUP 2A
466.	PUSH PULL CABLE ASSY.	580-299-XXX	76-11-11	CABLE CRAFT	3	C7	GROUP 2A
467.	AFT LINK ASSY (FIG 8)	60B00181-1,-2	57-52-55	BOEING	3	C8	GROUP 2A
468.	AFT LINK ASSY (FIG 8)	60B00181-7	57-52-35	BOEING	3	C8	GROUP 2A
469.	RUDDER TRIM ACT.	65-21831-12	27-21-61	BOEING	3	C8	GROUP 2A
470.	OB TE FORE FLAP	65B01901-XX	57-52-51	BOEING	3	C8	GROUP 2A
471.	OB TE MID FLAP	65B01925-XX, 63B11231-XX	57-52-55	BOEING	3	C8	GROUP 2A
472.	AFT LINK ASSY (FIG 8)	65B01936-7	57-52-55	BOEING	3	C8	GROUP 2A
473.	OB TE AFT FLAP	65B01970-XX	57-52-61	BOEING	3	C8	GROUP 2A

	CAPABILITY LIST		AIESL CAP/01		
	COMPONENTS OVERHAUL DIVISION		Part 2		Section 2.1
			Issue 2	Rev 5	Apr 2024


SR.NO.	NOMENCLATURE	PART NUMBER	ATA CODE	VENDOR	LEVEL OF MAINT	RATING	REMARKS
474.	IB TE FORE FLAP	65B02001-XX, 65B39011-XX	57-52-31	BOEING	3	C8	GROUP 2A
475.	IB TE MID. FLAP	65B02025-XX, 65B22801-XX	57-52-35	BOEING	3	C8	GROUP 2A
476.	AFT LINK ASSY (FIG 8)	65B02059-13	57-52-35	BOEING	3	C8	GROUP 2A
477.	IB TE AFT FLAP	65B02070-XX, 65B22801-XX	57-52-41	BOEING	3	C8	GROUP 2A
478.	OB AILERON ASSY.	65B02100-XX	57-51-91	BOEING	3	C8	GROUP 2A
479.	IB AILERON ASSY	65B02200	57-51-81	BOEING	3	C8	GROUP 2A
480.	OBD SPOILER ASSY #1 To #4	65B02250	57-57-31	BOEING	2	C8	GROUP 2A
481.	SPOILER ASSY #5, #8.	65B02300	57-57-11	BOEING	2	C8	GROUP 2A
482.	SPOILER ASSY#6, #7	65B02310	57-57-21	BOEING	2	C8	GROUP 2A
483.	HINGE ASSY.	65B02663	55-50-02	BOEING	2	C8	GROUP 2A
484.	LOWER RUDDER ASSY.	65B05501	55-40-21	BOEING	3	C8	GROUP 2A
485.	UPPER RUDDER ASSY.	65B05528	55-40-31	BOEING	3	C8	GROUP 2A
486.	IB ELEVATOR	65B05700	55-20-11	BOEING	3	C8	GROUP 2A
487.	OB ELEVATOR	65B05730	55-20-21	BOEING	3	C8	GROUP 2A
488.	VACUUM RELIEF PR. DR	65B07351-XX	21-32-05	BOEING	2	C1	GROUP 2A
489.	WING LE FLAP # 1To#5, #22 To #26	65B07700, 65B15178-XX	57-55-1112	BOEING	3	C8	GROUP 2A

	CAPABILITY LIST				AIESL CAP/01		
	COMPONENTS OVERHAUL DIVISION				Part 2		Section 2.1
					Issue 2	Rev 5	Apr 2024


SR.NO.	NOMENCLATURE	PART NUMBER	ATA CODE	VENDOR	LEVEL OF MAINT	RATING	REMARKS
490.	WING LE FLAP	65B07705-XX	57-55-21	BOEING	3	C8	GROUP 2A
491.	WING LE FLAP	65B07706	57-55-31	BOEING	3	C8	GROUP 2A
492.	FLAP TRACK ASSY #4, #5.	65B07783, 65B16624, 65B17064	57-52-70	BOEING	2	C8	GROUP 2A
493.	FLAP TRACK ASSY #3, #6.	65B07789, 65B17063	57-52-70	BOEING	2	C8	GROUP 2A
494.	FLAP TRACK ASSY #2, #7.	65B08005, 65B17062	57-52-70	BOEING	2	C8	GROUP 2A
495.	FLAP TRACK ASSY #1, #8	65B08011, 65B17061	57-52-70	BOEING	2	C8	GROUP 2A
496.	OB TE SEQUENCE CARRIAGE	65B08021-XX, 65B17198-XX	27-51-71	BOEING	3	C8	GROUP 2A
497.	FLP TRACK FAIRING ACT. ASSY	65B08050-5 Thru -14	27-51-91	BOEING	3	C8	GROUP 2A
498.	FWD BOGIE ASSY	65B10712-XX	27-51-81	BOEING	3	C8	GROUP 2A
499.	BOGIE ASSY - AFT	65B10713-XX	27-51-81	BOEING	3	C8	GROUP 2A
500.	BOGIE ASSY-FWD	65B10727-XX	27-51-75	BOEING	3	C8	GROUP 2A
501.	LINK ASSY, CAP ASSY.	65B11350, 65B81560	27-51-92	BOEING	2	C8	GROUP 2A
502.	TOGGLE ASSY.	65B11598-XX	27-51-85	BOEING	3	C8	GROUP 2A
503.	FLAP TRACK FAIRING-CANNOE	65B11660	27-52-66	BOEING	2	C8	GROUP 2A
504.	FITTING ASSY	65B11715, 65B11717, 65B13475, 65B13476,	27-51-94	BOEING	2	C8	GROUP 2A
505.	BRACE FITTING	65B11719, 65B13477, 65B13910, 65B1413233	27-51-94	BOEING	2	C8	GROUP 2A

	CAPABILITY LIST				AIESL CAP/01		
	COMPONENTS OVERHAUL DIVISION				Part 2		Section 2.1
					Issue 2	Rev 5	Apr 2024


SR.NO.	NOMENCLATURE	PART NUMBER	ATA CODE	VENDOR	LEVEL OF MAINT	RATING	REMARKS
506.	FLAP TRACK SUPPORT ARM	65B12674	27-51-95	BOEING	2	C8	GROUP 2A
507.	RING SPRING ASSY	65B12726, 65B17169, 65B17175	57-22-11	BOEING	3	C8	GROUP 2A
508.	BRACE ASSY-HINGE	65B13422, 69B10926	27-51-94	BOEING	3	C8	GROUP 2A
509.	LINK ASSY-HINGE	65B13423, 69B10935	27-51-94	BOEING	2	C8	GROUP 2A
510.	WING LE FLAP #6To #10, #17 to #21	65B15180-XX	57-55-22	BOEING	3	C8	GROUP 2A
511.	FLAP TRACK FAIRING-CANNOE	65B15512	27-52-63	BOEING	2	C8	GROUP 2A
512.	FITTING ASSY-HINGE	65B15514, 65B15534, 65B17152, 65B08045	27-51-94	BOEING	2	C8	GROUP 2A
513.	BRACE ASSY	65B155152535, 65B17092, 65B17216	27-51-94	BOEING	2	C8	GROUP 2A
514.	LINK ASSY	65B155162636, 65B15066, 65B28689	27-51-94	BOEING	2	C8	GROUP 2A
515.	FLAP TRACK FAIRING-CANNOE	65B15522	27-52-65	BOEING	2	C8	GROUP 2A
516.	FLAP TRACK FAIRING-CANNOE	65B15532	27-52-66	BOEING	2	C8	GROUP 2A
517.	FLAP TRACK FAIRING-CANNOE	65B15542	27-52-67	BOEING	2	C8	GROUP 2A
518.	LINK ASSY.	65B15598, 65B15599, 65B15694	27-51-93	BOEING	3	C8	GROUP 2A
519.	ROLLER, SUPPORT, SHAFT, BOLT ASSY	65B15632, 65B15649, 65B15650, 65B15652	27-51-92	BOEING	2	C8	GROUP 2A
520.	CRANK ASSY- GENEVA MECHANISM	65B15633, 65B15634, 65B15635	27-51-92	BOEING	2	C8	GROUP 2A

	CAPABILITY LIST				AIESL CAP/01		
	COMPONENTS OVERHAUL DIVISION				Part 2		Section 2.1
					Issue 2	Rev 5	Apr 2024


SR.NO.	NOMENCLATURE	PART NUMBER	ATA CODE	VENDOR	LEVEL OF MAINT	RATING	REMARKS
521.	CRANK ASSY- GENEVA MECHANISM	65B15637, 65B15639	27-51-92	BOEING	2	C8	GROUP 2A
522.	ROLLER ASSY, SUPPORT	65B15646, 65B15648, 65B17206	27-51-92	BOEING	2	C8	GROUP 2A
523.	LINK PIN, FITTING ASSY	65B15925, 65B15598, 65B17001, 65B15599, 65B15950, 65B17002, 65B17003, 65B15948, 65B15928, 65B15894	27-51-93	BOEING	3	C8	GROUP 2A
524.	ROD ASSY, FITTING ASY.	65B15928, 65B15925, 65B15945, 65B15950	27-51-93	BOEING	2	C8	GROUP 2A
525.	FITTING ASSY, LINK ASSY-HINGE	65B15957, 65B16620, 65B17153	27-51-94	BOEING	2	C8	GROUP 2A
526.	FLAP TRACK FAIRING-CANNOE	65B16685	27-52-64	BOEING	2	C8	GROUP 2A
527.	FLAP TRACK FAIRING-CANNOE	65B16686	27-52-67	BOEING	2	C8	GROUP 2A
528.	LINK ROD ASSY	65B16688, 69B12781, 69B14185	27-51-94	BOEING	2	C8	GROUP 2A
529.	FITTING	65B17001, 65B17002, 65B17003	27-51-93	BOEING	3	C8	GROUP 2A
530.	IB LE FLAP ASSY #11, #16	65B39200-XX	57-54-12	BOEING	3	C8	GROUP 2A
531.	IB LE KRUDGER FLAP #12, #15	65B39250-XX	57-54-22	BOEING	3	C8	GROUP 2A
532.	IB LE KRUDGER FLAP #13, #14	65B39300-XX	57-54-32	BOEING	3	C8	GROUP 2A
533.	DRUM ASSY.	65B80327	27-81-10	BOEING	2	C8	GROUP 2A
534.	SHAFT ASSY.	65B80390, 65B83165	27-81-11	BOEING	3	C8	GROUP 2A

	CAPABILITY LIST				AIESL CAP/01		
	COMPONENTS OVERHAUL DIVISION				Part 2		Section 2.1
					Issue 2	Rev 5	Apr 2024


SR.NO.	NOMENCLATURE	PART NUMBER	ATA CODE	VENDOR	LEVEL OF MAINT	RATING	REMARKS
535.	DIFFERENTIAL MECH	65B80552	27-41-21	BOEING	3	C8	GROUP 2A
536.	AIL.PROGRAMME ASSY.	65B80554-X	27-11-1971	BOEING	2	C8	GROUP 2A
537.	MECHANISM	65B80562	27-41-11	BOEING	3	C8	GROUP 2A
538.	DRAG.BRAKE ASSY.	65B80799	27-52-51	BOEING	3	C8	GROUP 2A
539.	BOGIE ASSY - AFT	65B80832-X	27-51-75	BOEING	3	C8	GROUP 2A
540.	MECHANISM ASSY.	65B80836	27-61-11	BOEING	3	C8	GROUP 2A
541.	QUARDANT ASSY.	65B80843	37-61-21	BOEING	2	C8	GROUP 2A
542.	MECHANISM ASSY.	65B80859	27-62-11	BOEING	2	C8	GROUP 2A
543.	LINK ASSY.	65B81000	27-21-71	BOEING	3	C8	GROUP 2A
544.	AILERON CONTROL ROD	65B81011	27-10-1991	BOEING	3	C8	GROUP 2A
545.	RUD.CONTROL FEEL UNIT	65B81050	27-21-51	BOEING	3	C8	GROUP 2A
546.	ANGLE GEAR BOX. ASSY.	65B81120, 65B81130, 65B81131	27-51-51	BOEING	2	C8	GROUP 2A
547.	FLAP XMISSION ASSY	65B81126-XX	27-52-11	BOEING	3	C8	GROUP 2A
548.	FLAP XMISSION ASSY	65B81127-XX	27-52-21	BOEING	3	C8	GROUP 2A
549.	FLAP XMISSION ASSY	65B81128-XX	27-52-31	BOEING	3	C8	GROUP 2A
550.	FLAP XMISSION ASSY	65B81129-XX	27-52-42	BOEING	3	C8	GROUP 2A

	CAPABILITY LIST		AIESL CAP/01		
	COMPONENTS OVERHAUL DIVISION		Part 2		Section 2.1
			Issue 2	Rev 5	Apr 2024


SR.NO.	NOMENCLATURE	PART NUMBER	ATA CODE	VENDOR	LEVEL OF MAINT	RATING	REMARKS
551.	INDICATOR ASSY.	65B81178, 65B81245	27-48-05	BOEING	2	C8	GROUP 2A
552.	HANDLE ASSY.	65B81181	27-81-92	BOEING	2	C8	GROUP 2A
553.	LEVER ASSY.	65B81183	26-61-31	BOEING	2	C8	GROUP 2A
554.	FWD.RUDDER QUADRANT	65B81213	27-21-21	BOEING	2	C8	GROUP 2A
555.	DRUM ASSY.	65B81246	27-48-11	BOEING	2	C8	GROUP 2A
556.	CNTRL STAND RUD TRIM ACT.	65B81406	27-21-31	BOEING	2	C8	GROUP 2A
557.	LEVER AND QUADRANT	65B81428	27-52-51	BOEING	2	C8	GROUP 2A
558.	POSITION TRANSMITTER	65B81528	27-18-11	BOEING	2	C8	GROUP 2A
559.	SUPPORT ASSY.	65B81563-1 To -14	27-50-02	BOEING	3	C8	GROUP 2A
560.	TORQUE TUBE	65B81573	27-50-01	BOEING	2	C8	GROUP 2A
561.	TE FLAP XMITTER SUPPORT	65B81725	27-58-21	BOEING	2	C8	GROUP 2A
562.	QUADRANT	65B81800	27-11-1961	BOEING	2	C8	GROUP 2A
563.	PULLEY BRAKE ACT.	65B81821	27-09-1971	BOEING	2	C8	GROUP 2A
564.	OFFSET GR.BOX	65B82986	27-81-11	BOEING	2	C8	GROUP 2A
565.	PACKAGE ASSY.	65B83501	27-62-03	BOEING	2	C8	GROUP 2A
566.	SHAFT ASSY.	65B84086, 65B84090, 65B81698	27-81-11	BOEING	2	C8	GROUP 2A

	CAPABILITY LIST				AIESL CAP/01		
	COMPONENTS OVERHAUL DIVISION				Part 2		Section 2.1
					Issue 2	Rev 5	Apr 2024


SR.NO.	NOMENCLATURE	PART NUMBER	ATA CODE	VENDOR	LEVEL OF MAINT	RATING	REMARKS
567.	MECHANISM ASSY.	65B84262	27-21-38	BOEING	2	C8	GROUP 2A
568.	CONTROL DRUM	65B96264	76-11-15	BOEING	3	C7	GROUP 2A
569.	MIXING BOX	65B96268	76-11-12	BOEING	3	C7	GROUP 2A
570.	GRD SERVICE CHECK VV	69-2914	21-23-20	BOEING	2	C1	GROUP 2A
571.	FLAP TRACK HOOK, STOP	69B10912, 69B12792, 65B26459	57-52-70	BOEING	2	C1	GROUP 2A
572.	BOLT ASSY	69B12254, 69B13754, 69B14164	27-51-94	BOEING	2	C8	GROUP 2A
573.	LINK ASSY	69B12270, 69B12271, 69B12272	27-51-94	BOEING	2	C8	GROUP 2A
574.	ROD ASSY - TIE	69B13751, 69B13761, 65B22795	27-51-94	BOEING	2	C8	GROUP 2A
575.	ROLLER ASSY, HOOK ASSY	69B14108-XX, 69B14109-XX, 69B14107-XX, 69B14106-XX	27-51-92	BOEING	2	C8	GROUP 2A
576.	SPRING	69B14110	27-51-92	BOEING	2	C8	GROUP 2A
577.	ELEVATOR PCU BOLT	69B82991-XX, 69B81307-X, 69B81741-X, 69B83021-X	27-31-22	BOEING	2	C8	GROUP 2A
578.	RATIO CHANGER ASSY	69B83285	27-62-61	BOEING	2	C8	GROUP 2A
579.	CONTROL ASSY CABLE	7-26146, 7-27074, 7-27078, 7-27079	76-11-05	REFLEX	2	C7	GROUP 2A
580.	CONTROL CABLE	7-43717-2, 7-43717-3	75-31-29	TRIUMPH CONTROLS	2	C7	GROUP 2A
581.	BALL SCREW	7822105 To 7822108	27-51-33	SAGINAW	2	C8	GROUP 2A

	CAPABILITY LIST		AIESL CAP/01		
	COMPONENTS OVERHAUL DIVISION		Part 2		Section 2.1
			Issue 2	Rev 5	Apr 2024


SR.NO.	NOMENCLATURE	PART NUMBER	ATA CODE	VENDOR	LEVEL OF MAINT	RATING	REMARKS
582.	RUDDER TRIM CNTRL ASSY.	T602-1	27-21-09	BOEING	3	C8	GROUP 2A
583.	RUDDER TRIM CNTRL ASSY.	T602-4	27-21-10	BOEING	3	C8	GROUP 2A
584.	CARBON BRAKE	C20558000	32-49-60	MESSIER-BUGATTI	3	C14	GROUP 4
585.	MAIN WHEEL	294W5110-XXX (C20559100)	32-49-61	MESSIER BUGATTI	3	C14	GROUP 4
586.	NOSE WHEEL	294W5210-XXX (C20562000)	32-49-62	MESSIER BUGATTI	3	C14	GROUP 4
587.	DESCENT DEVICE ASSY.	379103C	CH.-25 DOC.S379-3 REV.N.JAN.00	CAPWELL COMP.	2	C6	GROUP 10
588.	FIREX BOTTLE	473957-X	26-21-63	KIDDE AEROSPACE	2	C18	GROUP 11
589.	FIRE EXT.BOTTLE (ENGINE)	33700002	26-22-30	PACIFIC SCIENTIFIC	2	C18	GROUP 11
590.	FIRE EXT.BOTTLE (ENGINE)	34600056-1	26-22-50	PACIFIC SCIENTIFIC	2	C18	GROUP 11
591.	FIRE EXT.BOTTLE	473854-X	26-21-53	KIDDE AEROSPACE	2	C18	GROUP 11
592.	EMERGENCY EVACUATION SLIDE	5A3307SERIES	25-60-37	GOODRICH	3	C8	GROUP 10E
593.	CREW SEAT ASSY - FIRST OFFICER	3A258-0042-XX-XX	25-11-1938	IPECO	3	C6	GROUP 10F
594.	CREW SEAT ASSY - CAPTAIN	3A296-0007-XX-X	25-11-1939	IPECO	3	C6	GROUP 10E
595.	HYDROLOK	HL10000-XX	25-23-23	PORTER CONTROLS	3	C6	GROUP 10F
596.	NOSE RADOME ASSY.	284T0052-XX	SRM 53-10-72 AMM 51-70-04	BOEING	3	C6	GROUP 10F
597.	INFANT LIFE VEST	P0640-XXX	25-60-15	EASTERN AERO	2	C6	GROUP 10F

	CAPABILITY LIST		AIESL CAP/01		
	COMPONENTS OVERHAUL DIVISION		Part 2	Section 2.1	
			Issue 2	Rev 5	Apr 2024


SR.NO.	NOMENCLATURE	PART NUMBER	ATA CODE	VENDOR	LEVEL OF MAINT	RATING	REMARKS
598.	CO2 - N2 RESERVOIR ASSY.	62538-XXX, 62539-XXX, 62540-XXX, 62541-XXX	25-65-22	AIRCROISERS	3	C6	GROUP 11
599.	NO. 1 SLIDE RAFT ASSY.	62771-XXX	25-61-31	AIR CRUISERS	3	C6	GROUP 10F
600.	NO. 2 SLIDE RAFT ASSY.	62772-XXX	25-61-32	AIR CRUISERS	3	C6	GROUP 10F
601.	NO. 3 SLIDE RAFT ASSY.	62773-XXX	25-61-33	AIR CRUISERS	3	C6	GROUP 10F
602.	NO. 4 SLIDE RAFT ASSY.	62774-XXX	25-61-34	AIR CRUISERS	3	C6	GROUP 10F
603.	NO. 4 SLIDE RAFT ASSY.	63604-XXX	25-61-35	AIR CRUISERS	3	C6	GROUP 10F
604.	NO. 2 SLIDE RAFT ASSY.	65342-XXX	25-61-41	AIR CRUISERS	3	C6	GROUP 10F
605.	NO. 4 & 5 SLIDE RAFT ASSY.	65344-XXX	25-61-40	AIR CRUISERS	3	C6	GROUP 10F
606.	NOSE LG RELEASE - RELEASE ASSY.	273A4510-1, -2	32-35-05	BOEING	3	C14	GROUP 5E
607.	SEAT ASSEMBLY - PAX	MODEL 5700	25-27-44	WEBER AIRCRAFT LP	3	C6	GROUP 10D
608.	CREW SEAT ASSY. - FIRST OFFICER	3A296-0008-XX-X	25-11-1939	IPECO	3	C6	GROUP 10E
609.	CREW SEAT ASSY - CAPTAIN	3A258-0041-XX-X	25-11-1938	IPECO	3	C6	GROUP 10F
610.	PRESSURE REGULATOR	8C1024	28-21-03	ALLEN AIRCRAFT PRODUCTS	3	C9	GROUP 1F
611.	VALVE - MANIFOLD VACUUM	8C213-1	28-21-03	ALLEN AIRCRAFT PRODUCTS	3	C9	GROUP 1F

	CAPABILITY LIST		AIESL CAP/01		
	COMPONENTS OVERHAUL DIVISION		Part 2		Section 2.1
			Issue 2	Rev 5	Apr 2024


SR.NO.	NOMENCLATURE	PART NUMBER	ATA CODE	VENDOR	LEVEL OF MAINT	RATING	REMARKS
612.	VALVE - MANIFOLD DRAIN	8C1002 (60B92602-5)	28-21-06	ALLEN AIRCRAFT PRODUCTS	3	C9	GROUP 1F
613.	VALVE - WATER FILL	8D187-1, -2 (10-60783-16, -17)	38-11-13	ALLEN AIRCRAFT PRODUCTS	3	C6	GROUP 1F
614.	VALVE - WATER FILL	12D151-2 (10-60784)	38-11-15	ALLEN AIRCRAFT PRODUCTS	3	C6	GROUP 1F
615.	WATER DRAIN AND SUPPLY VALVE	12D150 (10-60784-26)	38-11-14	ALLEN AIRCRAFT PRODUCTS	3	C6	GROUP 1F
616.	BALLSCREW GEAR BOX ASSEMBLY	3275538-X	78-32-61 & 78-32-63	HONEY WELL	2	C7	GROUP 2A
617.	WIND SHIELD ASSY.	141A4810-XX	56-10-02	PPG	2	C19	GROUP 10E
618.	737 TR BLOCKER DOOR ASSY	315A2512-XX	78-31-24	BOEING	2	C7	GROUP 8E
619.	737 FAN COWL HOLD OPEN ROD	A3482-XX	71-10-58	MARATHON NARCO	2	C7	GROUP 8F
620.	FUSE PIN	112W1712-XX	57-54-77	BOEING	2	C14	GROUP 5F
621.	PRESSURE FUELING SO VALVE	60160-X (40884-X & 40885-X)	28-20-05	J C CARTER CO.	3	C9	GROUP 1D
622.	RESTRAINT ASSY	5000-SERIES	25-11-32	AMSAFE	2	C9	GROUP 10EF
623.	1ST OBSERVER SEAT 2ND OBSERVER SEAT ASSY	16800-XX 16810 - XX	25-10-2002	4 FLIGHT INDUSTRIES	2	C6	GROUP 10F

	CAPABILITY LIST		AIESL CAP/01		
	COMPONENTS OVERHAUL DIVISION		Part 2		Section 2.1
			Issue 2	Rev 5	Apr 2024


SR.NO.	NOMENCLATURE	PART NUMBER	ATA CODE	VENDOR	LEVEL OF MAINT	RATING	REMARKS
624.	PASSENGER SEAT ASSY	859817-XXX	25-27-44	WEBER AIRCRAFT	2	C7	GROUP 10D
625.	POTABLE O2 BOTTLE	3553-XXXX	35-35-53	AVOX	2	C15	GROUP 11
626.	CREW SEAT ASSY CAPTAIN 1ST OFFICER	3A201-0007-XX-X, 3A201-0007-XX-X	25-10-1987	IPCO	2	C6	GROUP 10E
627.	NOSE COWL ASSEMBLY	314W1400-X	71-11-28	BOEING	2	C7	GROUP 8F
628.	BLOCKER DOOR	315W1591-X	78-31-92,54-33-01	BOEING	3	C7	GROUP 8
629.	FAN DUCT COWL AND THRUST REVERSER ASSEMBLY	315AW2295-XXX	78-31-4078-31-26, 78-31-37, 78-31-24, ATA 54 (SRM)	BOEING	3	C7	GROUP 8
630.	LIFE VEST	63600-XXX	25-64-02,P-12198	AIRCRAUSER	2	C6	GROUP 10F
631.	OFF WING RAMP SLIDE ASSEMBLY	5A3109-XX	25-65-10,501633, 501634	GOODRICH	3	C6	GROUP 10F
632.	CENTER GUIDE ASSY.	7718140-XX	25-54-19	GOODRICH	2	C6	GROUP 10F
633.	NOSE RADOME ASSY.	284A1801-X	AMM 53-52-00, SRM 53-40-72	BOEING	2	C6	GROUP 10E
634.	WINDOW ASSY. NO.2 OPENABLE	141T4835-XX	56-11-16	BOEING	2	C19	GROUP 10F
635.	HEAT EXCHANGER	182820-X	21-50-14	HONEYWELL	2	C1	GROUP 1E

	CAPABILITY LIST				AIESL CAP/01		
	COMPONENTS OVERHAUL DIVISION				Part 2		Section 2.1
					Issue 2	Rev 5	Apr 2024


SR.NO.	NOMENCLATURE	PART NUMBER	ATA CODE	VENDOR	LEVEL OF MAINT	RATING	REMARKS
636.	RESERVOIR ASSY	41004509-X	52-10-01	PACIFIC SCIENTIFIC	2	C6	GROUP 11
637.	FAN DUCT COWL & THRUST REV	315W1298-XXX	78-31-84 THRU 92, 54-33-01	BOEING	3	C7	GROUP 8F
638.	POTABLE WATER TANKASSLY	94-050X-00-00X	38-11-15	AOA	2	C6	GROUP 1
639.	NOSE LG COMPONENT ASSLY	162A1100-XX	32-21-12	BOEING	3	C14	GROUP 5E
640.	MLG DOOR COMPONENTS	113A8100-XX	32-13-23	BOEING	3	C14	GROUP 5E
641.	MAIN LG COMPONENT ASSLY	161A1100-XX	32-11-12	BOEING	3	C14	GROUP 5E
642.	MLG SIDE STRUT ASSLY	161A2100-XX	32-11-13	BOEING	3	C14	GROUP 5E
643.	MLG WALKING BEAM COMPONENT	161A7100-XX	32-32-27	BOEING	3	C14	GROUP 5E
644.	NOSE LG DRAG STRUT ASSLY	162A2100-XX	32-21-22	BOEING	3	C4	GROUP 5E
645.	RESTRAINT SYSYTEM ASSLY	503206-SERIES	25-11-2001	AM SAFE	1	C6	GROUP 10F
646.	ELECTRONIC ACCESS DOOR ASSLY	137W2001-XX	52-48-17	BOEING	2	C4	GROUP 10F
647.	RESERVOIR ASSY.	4A3795-X	25-65-11	BOEING	3	C6	GROUP 11
648.	RESERVOIR ASSY.	64319XXX	25-65-11	BOEING	3	C6	GROUP 10F
649.	ECY CLASS PAX SEAT ASSY.	13E / 13HR / 13KA SERIES	25-26-59	AVIO INTERIORS	2	C6	GROUP 10F

	CAPABILITY LIST		AIESL CAP/01		
	COMPONENTS OVERHAUL DIVISION		Part 2		Section 2.1
			Issue 2	Rev 5	Apr 2024


SR.NO.	NOMENCLATURE	PART NUMBER	ATA CODE	VENDOR	LEVEL OF MAINT	RATING	REMARKS
650.	ECY CLASS PAX SEAT ASSY	13EX / 13HR / 13KG SERIES	25-26-82	AVIO INTERIORS	2	C6	GROUP 10F
651.	FIRST CLASS PAX SEAT ASSY.	17NA1T / 17NA2T / SERIES	25-26-64	AVIO INTERIORS	2	C6	GROUP 10F
652.	FIRST CLASS PAX SEAT ASSY.	17NA / SERIES	25-27-11	AVIO INTERIORS	2	C6	GROUP 10F
653.	BUSINESS CLASS PAX SEAT ASSY.	17KC / 17LC / SERIES	25-26-60	AVIO INTERIORS	2	C6	GROUP 10F
654.	BUSINESS CLASS PAX SEAT ASSY.	17KC / 17LC / SERIES	25-27-10	AVIO INTERIORS	2	C6	GROUP 10F
655.	PARTIAL LOAD STOP ASSEMBLY.	7711130 - X	25-50-06	GOODRICH	2	C6	GROUP 10F
656.	CENTER STOP LOCK ASSEMBLY.	7425180 - X	25-51-17	GOODRICH	2	C6	GROUP 10F
657.	PALLET LOCK ASSEMBLY	771050 -X	25-50-41	LUCAS	2	C6	GROUP 10F
658.	MECHANICAL TIME FAUCET& DRAIN ASSY.	9834 - X	38-20-12	ADAMS RITE AEROSPACE	3	C6	GROUP 1F
659.	FUEL LEVEL MEASURING STICK.	1140-0183 SERIES	28-40-11	ROCKWELL COLLINS	3	C9	GROUP 1E
660.	FUEL LEVEL INDICATOR	1140-0174 – X SERIES	28-40-09	KAISER ELECT.	3	C9	GROUP 1F
661.	BLEED AIR ORECOOLER	2341178 – X	38-12-40	JOHNEYWELL	2	C1	GROUP 1E
662.	ROLLER & LOCK ASSY. RETRACTABLE GUIDE	7718370 – X	25-50-06	GOODRICH	2	C6	GROUP 10F

	CAPABILITY LIST				AIESL CAP/01		
	COMPONENTS OVERHAUL DIVISION				Part 2		Section 2.1
					Issue 2	Rev 5	Apr 2024


SR.NO.	NOMENCLATURE	PART NUMBER	ATA CODE	VENDOR	LEVEL OF MAINT	RATING	REMARKS
663.	LENS ASSEMBLY	116A1510 -X	IPC 33-42-01	BOEING	3	C8	GROUP 2E
664.	LENS ASSEMBLY	116W1401 -X	IPC 33-44-02	BOEING	3	C8	GROUP 2F
665.	VALVE- FILL WATER	12D1010	38-11-20	ALLEN AIRCRAFT PROD.	3	C6	GROUP 1E
666.	PILOT/COPILOT CREW SEAT ASSEMBLY	3A380-000X-01-X	25-11-1969	IPECO	2	C6	GROUP 10G
667.	2ND OBSERVER CREW SEAT ASSEMBLY	3A384-0007-XX-X	25-11-1971	IPECO	2	C6	GROUP 10G
668.	ELECTRICAL CARBON BRAKE ASSEMBLY	C20599100	32-45-65	MESSIER BUGATTI	3	C14	GROUP 4G
669.	MAIN WHEEL AND TYRE ASSEMBLY	685Z1000-561/562 685Z1000-571	BCMM 32-45-01 SCMM 32-49-64 SCMM 32-49-75	MESSIER BUGATTI	3	C14	GROUP 4G
670.	NOSE WHEEL AND TYRE ASSEMBLY	685Z2000-591	BCMM 32-45-02 SCMM 32-49-63	MESSIER BUGATTI	3	C14	GROUP 4G
671.	PAX SEAT ASSEMBLY B/C	S33508-001-XXX	25-24-83	CONTOUR	2	C6	GROUP 10G
672.	1st OBSERVER CREWSEAT ASSY	3A383-0007-XX-X	25-11-1970	IPECO	2	C6	GROUP 10G
673.	ROLLER SHADE ASSEMBLY	170-144XX-990	25-13-15	VISION SYSTEM	2	C6	GROUP 10E
674.	EQUIPMENT ACCESS DOOR ASSEMBLY	141A6710-XX	52-48-13	BOEING CO	2	C4	GROUP 10E
675.	CARGO SIDE GUIDE RAIL ASSY.	7713XXX-XX	25-11-37	RODRICH	2	C6	GROUP 10F
676.	MOUNT ASSEMBLY (B777)	C-749 SERIES	25-20-61	AVIO INTERIORS	2	C6	GROUP 10F
677.	MOUNT ASSEMBLY (B777)	C-757/C-761 SERIES	25-20-61	AVIO INTERIORS	2	C6	GROUP 10F

	CAPABILITY LIST		AIESL CAP/01		
	COMPONENTS OVERHAUL DIVISION		Part 2		Section 2.1
			Issue 2	Rev 5	Apr 2024


SR.NO.	NOMENCLATURE	PART NUMBER	ATA CODE	VENDOR	LEVEL OF MAINT	RATING	REMARKS
678.	NGS HEAT EXCHANGER	2341790-1	47-32-06	ENGINES SYST & SER.	2	C9	GROUP 1E
679.	MULTIPLE PIN FLUSH HANDLE LATCH ASSY	HA247-XX	52-48-08	HARTWELL CORP	2	C4	GROUP 10E
680.	WIND SHIELD ASSEMBLY	5-89354-XXXX	56-11-11	BOEING COMPANY	2	C19	GROUP 10E
681.	OXYGEN CYLINDER ASSEMBLY	4441129-XXX	35-22-06	B E AEROSPACE	2	C15	GROUP 11G
682.	OXYGEN REGULATOR ASSEMBLY	4441088-115	35-14-04	B E AEROSPACE	3	C15	GROUP 11G
683.	PORTABLE O2 BOTTLE(3553 CYLINDER & MASKMASK)	806868-01	35-38-68	AVOX SYSTEM	3	C15	GROUP 11G
684.	LIFE VEST	66601-XXX	25-64-05	AIR CRUISER	2	C6	GROUP 10G
685.	SEAT ASSY – ECY CLASS MODEL 55751	862174-XXX,862178 -XXX TO 862183-XXX	25-28-27	WEBER	2	C6	GROUP 10G
686.	FIRE EXTIGUISHER	474530-1	26-22-28	KIDDE AEROSPACE	1	C18	GROUP 10G
687.	FIRE EXTIGUISHER	474456-1	26-22-22	KIDDE AEROSPACE	1	C18	GROUP 10G
688.	FIRE EXTIGUISHER	474490-X	26-22-21	KIDDE AEROSPACE	1	C18	GROUP 10G
689.	FIRE EXTIGUISHER	474422-X	26-22-21	KIDDE AEROSPACE	1	C18	GROUP 10G
690.	FIRE EXTIGUISHER	475166-X	26-22-52	KIDDE AEROSPACE	1	C18	GROUP 10G
691.	FILTER REG. ASSY (FIRE EXTIGUISHER)	474435	26-22-27	KIDDE AEROSPACE	1	C18	GROUP 10G
692.	EPAS RESERVOIR ASSEMBLY	41004654-X	52-11-05	PACIFIC SCIENTIFIC	1	C4	GROUP 11G

	CAPABILITY LIST		AIESL CAP/01		
	COMPONENTS OVERHAUL DIVISION		Part 2		Section 2.1
			Issue 2	Rev 5	Apr 2024


SR.NO.	NOMENCLATURE	PART NUMBER	ATA CODE	VENDOR	LEVEL OF MAINT	RATING	REMARKS
693.	SPOILER MIXER ASSEMBLY	251A1741-X	27-67-04	BOEING	3	C8	GROUP 2E
694.	PRESSURE FUELLING ADAPTOR	K97B63-601	28-11-2015	INTERTECHNIQUE	3	C9	GROUP 1F
695.	OIL COOLER & RELIFE BYPASS VALVE	UA538551-(S332A260-1)	24-11-2005	PARKER AEROSPACE- UNITED AIRCRAFT PRODUCTS	3	C5	GROUP 1E
696.	NOSE COWL	314-2100-XXX	54-10-10, 71-11-22	GOODRICH AEROSTRUCTURE	3	C20,C7	GROUP 8E
697.	HEAT EXCHANGER	810208-X	21-52-02	HAMILTON SUNSTRAND	2	C1	GROUP 1E
698.	FAIRING ASSEMBLY AFT (#3 &6)	113A9350-X	IPC 27-51-18	BOEING	2	C8	GROUP 02E
699.	FAIRING ASSEMBLY FWD (#1 &8)	113A9110-X	IPC 27-51-28	BOEING	2	C8	GROUP 02E
700.	FAIRING ASSEMBLY AFT (#1 &8)	113A9150-X	IPC 27-51-28	BOEING	2	C8	GROUP 02E
701.	FAIRING ASSEMBLY AFT (#2 &7)	113A9250-X	IPC 27-51-28	BOEING	2	C8	GROUP 02E
702.	FAIRING ASSEMBLY FWD (#2 &7)	113A9210-X	IPC 27-51-28	BOEING	2	C8	GROUP 02E
703.	TAIL CONE ASSEMBLY (#1,2,7,8)	113A9252-X	IPC 27-51-28	BOEING	2	C8	GROUP 02E
704.	TAIL CONE ASSEMBLY (#3,6)	113A9352-X	IPC 27-51-18	BOEING	2	C8	GROUP 02E
705.	FAIRING ASSEMBLY FWD (#3 &6)	113A9310-X	IPC 27-51-18	BOEING	2	C8	GROUP 02E
706.	WING LEADING EDGE FINAL NUMBER #7 & #8 SLAT ASSEMBLY	114W2100-X	CMM 57-43-77	BOEING	2	C8	GROUP 02F
707.	WING LEADING EDGE FINAL NUMBER #6 & # 9 SLAT ASSEMBLY	114W4160-X , 654W0006-212/213	CMM 57-43-76	BOEING	2	C8	GROUP 02F

	CAPABILITY LIST				AIESL CAP/01		
	COMPONENTS OVERHAUL DIVISION				Part 2		Section 2.1
					Issue 2	Rev 5	Apr 2024


SR.NO.	NOMENCLATURE	PART NUMBER	ATA CODE	VENDOR	LEVEL OF MAINT	RATING	REMARKS
708.	WING LEADING EDGE FINAL NUMBER #4 & #11 SLAT ASSEMBLY	114W4140-X ,654W0006-206/207/208/209	CMM 57-43-74	BOEING	2	C8	GROUP 02F
709.	WING LEADING EDGE FINAL NUMBER #3 & #12 SLAT ASSEMBLY	114W4130-X ,654W0006-196/ 197/202/203/204	CMM 57-43-73	BOEING	2	C8	GROUP 02F
710.	WING LEADING EDGE FINAL NUMBER #2 & #13 SLAT ASSEMBLY	114W4120-X ,654W0006-194/ 195/199/200/201	CMM 57-43-72	BOEING	2	C8	GROUP 02F
711.	WING LEADING EDGE FINAL NUMBER #1 & #14 SLAT ASSEMBLY	114W5110-X	CMM 57-43-79	BOEING	2	C8	GROUP 02F
712.	WING LEADING EDGE FINAL NUMBER #5 & #10 SLAT ASSEMBLY	114W4150-X , 654W0006-210/211	CMM 57-43-75	BOEING	2	C8	GROUP 02F
713.	CREW REST DOOR PUSH BUTTON LATCH ASSEMBLY	H3-1833-XX	CMM 25-20-03	HYPER ENGINEERING	2	C6	GROUP 10F
714.	A/C ECONOMY PAX SEAT	13CG1T()()()FY, 13CN1T()()()FY	CMM 25-26-68	AVIO INTERIORS	2	C6	GROUP 10E
715.	ROLLER SHADE ASSEMBLY	170-15647-990, 170-15648-990, 170-15649-990, 170-15650-990	CMM 25-13-18	R.B.E.S.A FRANCE	2	C6	GROUP 10F
716.	OIL TANK	340-403-802-0 (41F5102)	CMM 79-11-22	BOEING	2	C7	GROUP 1E
717.	RESERVOIR AND VALVE ASSEMBLY	66752-XXX,66753-XXX	CMM 25-65-56	AIR CRUISERS	3	C6	GROUP 11
718.	MAIN GEAR GEAR CUSTOMER END ITEMS	001A6103-XX	CMM 32-11-16	BOEING	3	C14	GROUP 05E
719.	MAIN LANDING GEAR INSTALLATION COMPONENTS	161A0101-X, 161A1191-XXX, 161A1192-XXX, 161A2125-X,161A2318-X, 161A2330-X,161A2331-X, 161A2332-X, 161A2333-X	CMM 32-11-09	BOEING	3	C14	GROUP 05E

	CAPABILITY LIST		AIESL CAP/01		
	COMPONENTS OVERHAUL DIVISION		Part 2		Section 2.1
			Issue 2	Rev 5	Apr 2024


SR.NO.	NOMENCLATURE	PART NUMBER	ATA CODE	VENDOR	LEVEL OF MAINT	RATING	REMARKS
720.	MLG WHEEL AND TYRE INSTALLATION COMPONENTS	277A6000-XXX	CMM 32-11-17	BOEING	3	C14	GROUP 04E
721.	DOOR #1 (LH) SINGLE LANE EVACUATION SLIDE RAFT ASSEMBLY.	66671-201	CMM 25-61-45	AIRCRAUISER	3	C6	GROUP 10G
722.	DOOR #1 (RH) SINGLE LANE EVACUATION SLIDE RAFT ASSEMBLY	66671-202	CMM 25-61-44	AIRCRAUISER	3	C6	GROUP 10G
723.	DOOR #2 (LH) DUAL LANE EVACUATION SLIDE RAFT ASSEMBLY	66572-201	CMM 25-61-47	AIRCRAUISER	3	C6	GROUP 10G
724.	DOOR #2 (RH) DUAL LANE EVACUATION SLIDE RAFT ASSEMBLY	66572-202	CMM 25-61-46	AIRCRAUISER	3	C6	GROUP 10G
725.	DOOR #3 (LH) SINGLE LANE EVACUATION SLIDE RAFT ASSEMBLY	66673-201	CMM 25-61-51	AIRCRAUISER	3	C6	GROUP 10G
726.	DOOR #3 (RH) SINGLE LANE EVACUATION SLIDE RAFT ASSEMBLY.	66673-202	CMM 25-61-50	AIRCRAUISER	3	C6	GROUP 10G
727.	DOOR #4 (LH) DUAL LANE EVACUATION SLIDE RAFT ASSEMBLY	66574-201	CMM 25-61-53	AIRCRAUISER	3	C6	GROUP 10G
728.	DOOR #4 (RH) DUAL LANE EVACUATION SLIDE RAFT ASSEMBLY	66574-202	CMM 25-61-52	AIRCRAUISER	3	C6	GROUP 10G
729.	FIRE EXTINGUISHER CONTAINER	473876-X	CMM 26-21-54	Kidde Aerospace	1	C18	GROUP 11
730.	MLG UP LOCK ASSEMBLY	161A6100-XX	CMM 32-32-34	BOEING	3	C14	GROUP 05E
731.	NLG INSTALLATION COMPONENTS	162A0301-XXX, 162A0302-XXX, 162A2118-XXX, 162A2301-XXX, 162A2302-XXX, 273A1121-XXX, 275A5400-XXX.	CMM 32-21-16	BOEING	3	C14	GROUP 05E
732.	NLG CUSTOMER END ITEM	001A6200-XX	CMM 32-21-16	BOEING	3	C14	GROUP 05E

	CAPABILITY LIST				AIESL CAP/01		
	COMPONENTS OVERHAUL DIVISION				Part 2		Section 2.1
					Issue 2	Rev 5	Apr 2024


SR.NO.	NOMENCLATURE	PART NUMBER	ATA CODE	VENDOR	LEVEL OF MAINT	RATING	REMARKS
733.	NLG WHEEL AND TYRE INSTALLATION COMPONENTS	277A6000-XXXX	CMM 32-21-17	BOEING	3	C14	GROUP 04E
734.	PIN- HANGER LINK, NUT-HANGER LINK, WASHER –HANGER LINK, LINK ASSEMBLY - HANGER ,PLATE- LOCK,	115A1610-X,115A1630-X, 115A1640-X,115A1500-X.	CMM 57-15-01	BOEING	3	C14	GROUP 05E
735.	RACE ASSEMBLY.- Outer, BALL ASSEMBLY - SPLIT, BALL ASSEMBLY - SPLIT, PLATE- LOCK, NUT- RETAINER ,TAB--LOCK	161A1501-X,161A1502-X, 161A1503-X,161A1504-X, 161A1505-X,	CMM 57-15-01	BOEING	3	C14	GROUP 05E
736.	CAP- FUSE, PIN - RETENTION, EXTENTION- LUBE, WASHER- SPECIAL, NUT SELF LOCKING, ROD.	115A5280-X,115A5281-X, 115A5282-X,115A5283-X, 115A5284-X.	CMM 57-15-01	BOEING	3	C14	GROUP 05E
737.	HOUSING ASSEMBLY, PIN- FUSE, RACE ASSEMBLY - OUTRER, PIN ASSEMBLY, NUT – RETAINER.	115A5240-X,115A5260-X, 161A1187-X,161A1188-X, 161A1203-X.	CMM 57-15-01	BOEING	3	C14	GROUP 05E
738.	CYLINDER AND VALVE ASSEMBLY	806835-01	CMM 35-18-35	AVOX	3	C15	GROUP 11
739.	TRACK AND DRIVE MECH. ASSEMBLY	141W7231-XX	CMM 56-11-17	BOEING	2	C19	GROUP 10F
740.	CFCC OXYGEN CYLINDER AND VALVE ASSEMBLY	B42365-6	35-12-06	COBHAM	3	C15	GR 11
741.	EMERGENCY OXYGEN PORTABLE CREW DEMAND TYPE	441106-111	35-30-13	B/E AEROSPACE	3	C15	GR 11
742.	QUAD. HEAT EXCHANGER	7003609-X	21-52-87	HAMILTON SUNSTRAND	1	C1	GR 01G
743.	NGS HEAT EXCHANGER ASSEMBLY	7012011H01	44-14-04	HAMILTON SUNSTRAND	1	C1	GR 01G
744.	NOSE RADOME ASSEMBLY	5195-200-X	56-10-79	BOEING	2	C20	GR 10G
745.	WINDSHIELD ASSEMBLY	190800-XX	56-10-20	BOEING	2	C19	GR 10G

	CAPABILITY LIST				AIESL CAP/01		
	COMPONENTS OVERHAUL DIVISION				Part 2		Section 2.1
					Issue 2	Rev 5	Apr 2024

SR.NO.	NOMENCLATURE	PART NUMBER	ATA CODE	VENDOR	LEVEL OF MAINT	RATING	REMARKS
746.	WINDOW ASSEMBLY (CABIN)	403Z1341-XX	56-21-03	BOEING	2	C19	GR 10G
747.	SIDE GUIDE ASSEMBLY	7873035-X	50-21-64	GOODRICH	2	C6	GR 10G
748.	CENTER GUIDE ASSEMBLY	7875130-X	50-21-02	UTC	2	C6	GR 10G
749.	SIDE GUIDE ASSEMBLY	7873027-X	50-21-65	GOODRICH	2	C6	GR 10G
750.	PALLET LOCK ASSEMBLY	7870167-X	50-21-07	GOODRICH	2	C6	GR 10G
751.	INFANT LIFE VEST	216203-X	25-65-06	AERAZUR	2	C6	GR 10G, E
752.	DOOR ASSEMBLY (FWD CARGO HANDLING)	141W5350-X	IPC 52-34-55-01	BOEING	2	C4	GR 10F
753.	HATCH ASSEMBLY	151W1991-X	IPC52-53-01-01	BOEING	2	C4	GR 10F
754.	SNUBBER ASSEMBLY	141A6105-X	52-11-09	BOEING	2	C4	GR 10F
755.	WINDOW ASSEMBLY No.3	141U4831-XX	56-11-03	BOEING	2	C19	GR 10D
756.	ATS164 AIRTRANSPORT STRETCHER	1123000-XXX	25-67-46	BUCHER	2	C6	GR 10G
757.	CYLINDER-REGULATOR ASSEMBLY	4441295-XXX	35-14-06	B/E AEROSPACE	3	C15	GR 11
758.	OXYGEN CYLINDER ASSEMBLY PAX	4441787-XXX	35-22-29	B/E AEROSPACE	3	C15	GR 11
759.	INNER CYLINDER ASSEMBLY	161W2120-X	52-11-65	BOEING	2	C14	GR 5F
760.	MLG AFT TRUNNION HOUSING ASSEMBLY	161W1500-X	52-11-82	BOEING	2	C14	GR 5F
761.	MLG FWD TRUNNION HOUSING ASSEMBLY	112W1710-XX	57-54-77	BOEING	2	C14,A1	GR 5F

	CAPABILITY LIST				AIESL CAP/01		
	COMPONENTS OVERHAUL DIVISION				Part 2		Section 2.1
					Issue 2	Rev 5	Apr 2024


SR.NO.	NOMENCLATURE	PART NUMBER	ATA CODE	VENDOR	LEVEL OF MAINT	RATING	REMARKS
762.	MLG CENTER AXLE ASSEMBLY	161W1163-XX	32-11-64	BOEING	2	C14	GR 5F
763.	INLET COWL ASSEMBLY	721Z1100-XXX	71-11-32/-28/-26	GOODRICH	2	C7	GR 8G
764.	STRUCTURAL REPAIR ON B787 AIRCRAFT	-	B787 SRM	BOEING	2	A1	GR 9G
765.	REPAIR OF COMPOSITE MATERIAL STRUCTURE AND COMPONENT REPAIR OF B737-800 AIRCRAFT	-	B737 SRM	BOEING	2	C20,A1	GR 3
766.	REPAIR OF COMPOSITE MATERIAL STRUCTURE AND COMPONENT REPAIR OF B787-8 AIRCRAFT	-	B787 SRM	BOEING	2	C20,A1	GR 3
767.	LINK ASSEMBLY FAIRING	113W9107-X, 113W9207-X, 113W9303-5, -6	57-26-60	BOEING	2	C20	GR 2F
768.	DRAIN VALVE ASSEMBLY	2651-278-21	38-38-09	KAISER ELECTRO PRECESSION	3	C6	GR 10E
769.	NEW GENERATION STRETCHER	1120030-XXX	25-67-48	BUCHER	2	C6	GR 10E
770.	TRACK MOUNTED CABIN ATTENDANT SEAT ASSEMBLY	2787XXXXAB(MODEL 2787)	25-21-92	GOODRICH (UTC)	2	C6	GR 10G
771.	CONDENSER REHEATER HEAT EXCHANGER	810210-X	21-72-02	HAMILTON SUNDSTRAND	2	C1	GR 1F
772.	NGS HEAT EXCHANGER	2341924-X	47-32-12	HONEYWELL	2	C7	GR 1E
773.	BOEING 787 AIRCRAFT REPAIR / FABRICATION OF PAX,SIDEWALL FLOOR PANELS AND LINERS AS PER SAMPLE AND DRAWINGS.	-	SRM 51-100-50, AMP 50-11-06	BOEING	2	C6,20	GR 7G
774.	MLGLEG AND DRESSING	201582001/2/3/4/5/6/7/8-XXX	32-12-24	SAFRAN LANDING SYSTEM	3	C14	GR 05
775.	MLG LEG/ SHOCK ABSORBER SUB-ASSEMBLY	201540001/2/3/4/5/6/7/8-XXX, 201371268	32-12-25	SAFRAN LANDING SYSTEM	3	C14	GR 05

	CAPABILITY LIST		AIESL CAP/01		
	COMPONENTS OVERHAUL DIVISION		Part 2		Section 2.1
			Issue 2	Rev 5	Apr 2024


SR.NO.	NOMENCLATURE	PART NUMBER	ATA CODE	VENDOR	LEVEL OF MAINT	RATING	REMARKS
776.	NLG LEG STRUCTURE	D23590000-X, D23590510-X, D23590020-X, D23590520-X	32-27-20	SAFRAN LANDING SYSTEM	3	C14	GR 05
777.	NLG LEG ASSEMBLY	D23592000, D23592000-X, D23592020, D23592020-X	32-27-21	SAFRAN LANDING SYSTEM	3	C14	GR 05
778.	NLG FORESTAY ASSEMBLY	D23596000, D23596000-X, D23073000-X	32-27-22 32-37-01	SAFRAN LANDING SYSTEM	3	C14	GR 05
779.	NLG LEG ASSEMBLY	D23757500-X, D23757550-X, D23757050-X	32-27-59 32-27-40	SAFRAN LANDING SYSTEM	3	C14	GR 05
780.	NLG LOCK LINK	D23075000 SERIES, D23612000 SERIES.	32-27-24 32-37-03	SAFRAN LANDING SYSTEM	3	C14	GR 05
781.	MLG SIDE STAY	201166013, 201166014, 201166, 201061 SERIES, 201058001 SERIES, 201058002 SERIES	32-12-26 32-11-25 32-11-16	SAFRAN LANDING SYSTEM	3	C14	GR 05
782.	MLG LOCK STAY	201058003 SERIES, 201403001 SERIES	32-12-27 32-11-87	SAFRAN LANDING SYSTEM	3	C14	GR 05
783.	PIN-PINTLE REAR MLG	D3215303200XXX, D3215600400XXX SERIES	32-11-07	AIRBUS	3	C14	GR 05
784.	LOCK SPRING	D23611000, D23077000/-XSERIES	32-27-27 32-37-05	SAFRAN LANDING SYSTEM	2	C14	GR 05
785.	LOCK SPRING	201059001	32-11-19	SAFRAN LANDING SYSTEM	2	C14	GR 05

Signed by: **Manoj Kumar Baghel**
 Director (Aviation)
 Date: 09-Aug-2024 17:17:40


Signature valid

	CAPABILITY LIST				AIESL CAP/01		
	COMPONENTS OVERHAUL DIVISION				Part 2		Section 2.1
					Issue 2	Rev 5	Apr 2024


SR.NO.	NOMENCLATURE	PART NUMBER	ATA CODE	VENDOR	LEVEL OF MAINT	RATING	REMARKS
786.	TOWING FITTING	D23123000, D23278XXX-X, D23281XXXXSERIES	32-27-06 32-27-11	SAFRAN LANDING SYSTEM (MBD)	2	C14	GR 05
787.	NLG LEG FITTING	D236070XX-XXX, D236075XX-XXXSERIES	32-27-26	SAFRAN LANDING SYSTEM (MBD)	3	C14	GR 05
788.	BASIC SIDE STAY	20105700X, 20116300X SERIES	32-11-18 32-11-26	SAFRAN LANDING SYSTEM (MBD)	3	C14	GR 05
789.	NLG SHOCK OBSERVER	D23067000/-X, D23067005/-X, D23592000/-X/-XXX, D23592020/-X/-XXX, D23592030/-X, D23592040 SERIES	32-27-05 32-27-11 32-27-33 32-27-37 32-27-48	SAFRAN LANDING SYSTEM (MBD)	3	C14	GR 05
790.	FORE STAY	D23599000, D23599000-X SERIES	32-27-23	SAFRAN LANDING SYSTEM (MBD)	3	C14	GR 05
791.	SLEEVE- NLG ACTUATING CYLINDER	D3221407920000	32-31-09	AIRBUS	3	C14	GR 05
792.	PIN ASSEMBLY- NLG ACTUATING CYLINDER	D3221408000000	32-31-07	AIRBUS	3	C14	GR 05
793.	NUT ASSEMBLY –PINTAL PIN	D3214022000XXX, D3215001100000, D3215601000XXX, D3215603100000 SERIES	32-11-04	AIRBUS	3	C14	GR 05
794.	ELECTRICAL CARBON BRAKE ASSEMBLY	C20648000	32-49-76	SAFRAN LANDING SYSTEM	3	C14	GR. 04G
795.	CABIN AIR COMPRESSOR Y-DUCT	622Z4930-X	AMM DMC-787-A- 21-51-26-004- 664A-A	BOEING	2	C1	GR-01G
796.	VALVE SWING CHECK	2S2072	21-30-01	CRISAIR INC.	2	C1	GR 01E
797.	NGS REGEN HEAT EXCHANGER ASSEMBLY	2342176-X	47-32-14	RONEYWELL	2	C9	GR 01F
798.	WATER FILTER ASSEMBLY	1743705-X	AMM 38-11-07	BOEING	2	C6	GR 01F

	CAPABILITY LIST		AIESL CAP/01		
			Part 2	Section 2.1	
	COMPONENTS OVERHAUL DIVISION		Issue 2	Rev 5	Apr 2024


SR.NO.	NOMENCLATURE	PART NUMBER	ATA CODE	VENDOR	LEVEL OF MAINT	RATING	REMARKS
799.	FAN INLET DIFFUSER HOUSING	810207--X	21-52-01	UTC AEROSPACE-HAMILTON SUNDSTRAN	2	C1	GR.01F
800.	PRESSURE FUELLING SHUT OFF VALVE	40885-8	28-20-36	EATON INDUSTRIAL CORPORATION	2	C9	GR.01F
801.	FUEL TANK ACCESS DOOR ASSEMBLY	110U6011-X, 110U6012-X, 110U6021-X, 110U6022-X, 112N6101-X, 112N6102-X, 112T4607-X, 112U6012-X, 112W8201-X, 112W8202-X, 342W2801-XX, 65C33092-X, 65C33147-XX, 65C38396-X	28-11-07	BOEING	2	C9	GR.01F
802.	CARGO ROLLER TRAY ASSEMBLY	7712100-1THRU 7712267-1	25-51-21	GOODRICH	2	C6	GR. 10F
803.	FIRST OBSERVER SEAT	1106-XX	25-11-07	UTC AEROSPACE-AMI INDUSTRIES	2	C6	GR.10E
804.	FAN COWL ASSEMBLY	314-2200-XX	71-13-30 SRM54-20-01	GOODRICH	2	C7,20	GR.08E
805.	FAN COWL HOLD OPEN ROD	A3482-X	71-10-58	MARATHON NORCO AEROSPACE	2	C7	GR.08E
806.	DOOR ASSEMBLY- FUEL TANK ACCESS	110A0113-X	AMM 28-11-11	BOEING	2	C9	GR.01E
807.	VARIABLE LEAD IN-GUIDE ASSEMBLY	7870140-X	58-24-12	GOODRICH	2	C6	GR.10G
808.	SIDE GUIDE ASSEMBLY	7873034-X	58-24-12	GOODRICH	2	C6	GR.10G

	CAPABILITY LIST				AIESL CAP/01		
	COMPONENTS OVERHAUL DIVISION				Part 2		Section 2.1
					Issue 2	Rev 5	APR 2024


SR.NO.	NOMENCLATURE	PART NUMBER	ATA CODE	VENDOR	LEVEL OF MAINT	RATING	REMARKS
809.	ROLLOUT STOP/ LOCK ASSEMBLY	7711380-X	25-54-10	GOODRICH	2	C6	GR.10F
810.	ROLL OUT STOP LOCK ASSEMBLY	7874110-X	50-21-20	GOODRICH	2	C6	GR.10G
811.	SIDE GUIDE ASSEMBLY	7873032-X	50-21-67	GOODRICH	2	C6	GR.10G
812.	CONTAINER LOCK ASSEMBLY	7870102-X	50-21-10	GOODRICH	2	C6	GR.10G
813.	CARGO NET/ STANCHION ASSY	453A1810-XX	25-50-01	BOEING	2	C6	GR.10E
814.	NARROW DOUBLE WALL MOUNTED ATTENDANT SEAT	2110-10XXXX	25-78-99	UTC	2	C6	GR.10E
815.	AIR INLET DEFLECTOR DOOR ASSEMBLY	491Z5991-XX	52-48-16	BOEING	2	C4	GR.10G
816.	THRUST REVERSER B787-8 (LH/RH)	721Z3030-XXX, 721Z3040-XXX, 721Z3050-XXX, 721Z3060-XXX,	78-32-79, 78-32-82, 78-32-80, 78-32-83, SRM B787-A-54-31-01	GOODRICH AEROSTRUCTURES	2	C7	GR. 08G
817.	NLG LEG (EV)	10-375901 SERIES	32-27-70	SAFRAN LANDING SYSTEM	3	C14	GR.5I AIRBUS A320 FAMILY
818.	NLG LEG (EV)	10-375902 SERIES	32-27-90	SAFRAN LANDING SYSTEM	3	C14	GR.5I AIRBUS A320 FAMILY
819.	NLG LEG	D231750 SERIES	32-27-01, 32-27-07, 32-27-17, 32-27-41, 32-27-49, 32-27-50, 32-27-53, 32-27-54	SAFRAN LANDING SYSTEM	3	C14	GR.5I AIRBUS A320 FAMILY
820.	NLG LEG	D231751 SERIES	32-27-09, 32-27-10	SAFRAN LANDING SYSTEM	3	C14	GR.5I AIRBUS A320 FAMILY
821.	NLG LEG	D235890 SERIES, D235895 SERIES	32-27-19, 32-27-31, 32-27-35, 32-27-45,	SAFRAN LANDING SYSTEM	3	C14	GR.5I AIRBUS A320

	CAPABILITY LIST				AIESL CAP/01		
	COMPONENTS OVERHAUL DIVISION				Part 2		Section 2.1
					Issue 2	Rev 5	APR 2024


SR.NO.	NOMENCLATURE	PART NUMBER	ATA CODE	VENDOR	LEVEL OF MAINT	RATING	REMARKS
			32-27-57,				FAMILY
822.	NLG LEG	D237570 SERIES, D237575 SERIES	32-27-38, 32-27-46,	SAFRAN LANDING SYSTEM	3	C14	GR.5I AIRBUS A320 FAMILY
823.	NLG LEG	D23175100 SERIES	32-27-60	SAFRAN LANDING SYSTEM	3	C14	GR.5I AIRBUS A320 FAMILY
824.	NLG LEG	D23175101 SERIES	32-27-61	SAFRAN LANDING SYSTEM	3	C14	GR.5I AIRBUS A320 FAMILY
825.	LEG DRESSING (EV)	10-375301 SERIES	32-27-74	SAFRAN LANDING SYSTEM	3	C14	GR.5I AIRBUS A320 FAMILY
826.	LEG FITTINGS	D23066000 SERIES	32-27-03	SAFRAN LANDING SYSTEM	3	C14	GR.5I AIRBUS A320 FAMILY
827.	LEG FITTINGS	D23066050 SERIES	32-27-08	SAFRAN LANDING SYSTEM	3	C14	GR.5I AIRBUS A320 FAMILY
828.	LEG FITTINGS	D23607010 SERIES	32-27-34	SAFRAN LANDING SYSTEM	3	C14	GR.5I AIRBUS A320 FAMILY
829.	LEG FITTINGS	D23770000 SERIES, D23770500 SERIES	32-27-39	SAFRAN LANDING SYSTEM	3	C14	GR.5I AIRBUS A320 FAMILY
830.	LEG FITTINGS	D23771000 SERIES, D23771010 SERIES	32-27-41	SAFRAN LANDING SYSTEM	3	C14	GR.5I AIRBUS A320 FAMILY
831.	NLG LEG STRUCTURE (EV)	10-375001 SERIES, 10-375002 SERIES	32-27-72, 32-27-92	SAFRAN LANDING SYSTEM	3	C14	GR.5I AIRBUS A320 FAMILY

	CAPABILITY LIST				AIESL CAP/01		
	COMPONENTS OVERHAUL DIVISION				Part 2		Section 2.1
					Issue 2	Rev 5	APR 2024


SR.NO.	NOMENCLATURE	PART NUMBER	ATA CODE	VENDOR	LEVEL OF MAINT	RATING	REMARKS
832.	NLG LEG STRUCTURE	D230640 SERIES	32-27-02, 32-27-18	SAFRAN LANDING SYSTEM	3	C14	GR.5I AIRBUS A320 FAMILY
833.	NLG LEG STRUCTURE	D235900 SERIES, D235905 SERIES	32-27-32, 32-27-36, 32-27-47	SAFRAN LANDING SYSTEM	3	C14	GR.5I AIRBUS A320 FAMILY
834.	LEG STRUCTURE	D23064000 SERIES, D23064001 SERIES	32-27-52	SAFRAN LANDING SYSTEM	3	C14	GR.5I AIRBUS A320 FAMILY
835.	NLG SHOCK ABSORBER (EV)	10-375201 SERIES	32-27-73	SAFRAN LANDING SYSTEM	3	C14	GR.5I AIRBUS A320 FAMILY
836.	FORESTAY ASSEMBLY (EV)	10-375601 SERIES	32-27-76	SAFRAN LANDING SYSTEM	3	C14	GR.5I AIRBUS A320 FAMILY
837.	FORESTAY (EV)	10-375701 SERIES	32-27-77	SAFRAN LANDING SYSTEM	3	C14	GR.5I AIRBUS A320 FAMILY
838.	FORESTAY	D230740 SERIES	32-37-02	SAFRAN LANDING SYSTEM	3	C14	GR.5I AIRBUS A320 FAMILY
839.	LOCK LINK (EV)	10-375801 SERIES	32-27-78	SAFRAN LANDING SYSTEM	3	C14	GR.5I AIRBUS A320 FAMILY
840.	LOCK SPRING (EV)	10-376701 SERIES	32-27-81	SAFRAN LANDING SYSTEM	2	C14	GR.5I AIRBUS A320 FAMILY
841.	SWIVEL BEARING	D23081000, D23081020	32-27-04	SAFRAN LANDING SYSTEM	3	C14	GR.5I AIRBUS A320 FAMILY
842.	AXLE PROTECTIVE SLEEVE ASSEMBLY	D23355 SERIES	32-27-16	SAFRAN LANDING SYSTEM	2	C14	GR.5I AIRBUS A320 FAMILY

	CAPABILITY LIST				AIESL CAP/01		
	COMPONENTS OVERHAUL DIVISION				Part 2		Section 2.1
					Issue 2	Rev 5	APR 2024

SR.NO.	NOMENCLATURE	PART NUMBER	ATA CODE	VENDOR	LEVEL OF MAINT	RATING	REMARKS
843.	AXLE PROTECTIVE SLEEVE ASSEMBLY	10-376501-000	32-27-80	SAFRAN LANDING SYSTEM	2	C14	GR.5I AIRBUS A320 FAMILY
844.	MAIN LANDING GEAR LEG AND DRESSINGS (EV)	10-450301 SERIES, 10-450302 SERIES, 10-450401 SERIES, 10-450402 SERIES	32-12-80	SAFRAN LANDING SYSTEM	3	C14	GR.5I AIRBUS A320 FAMILY
845.	MAIN LANDING GEAR LEG AND DRESSINGS (EV)	10-453101 SERIES, 10-453102 SERIES, 10-453201 SERIES, 10-453202 SERIES	32-12-87	SAFRAN LANDING SYSTEM	3	C14	GR.5I AIRBUS A320 FAMILY
846.	MAIN LANDING GEAR LEG AND DRESSINGS	201387 SERIES	32-11-82	SAFRAN LANDING SYSTEM	3	C14	GR.5I AIRBUS A320 FAMILY
847.	MAIN LANDING GEAR LEG AND DRESSINGS	201585 SERIES	32-12-21	SAFRAN LANDING SYSTEM	3	C14	GR.5I AIRBUS A320 FAMILY
848.	MAIN LANDING GEAR LEG AND DRESSINGS	201523 SERIES	32-12-11	SAFRAN LANDING SYSTEM	3	C14	GR.5I AIRBUS A320 FAMILY
849.	MAIN LANDING GEAR DRESSINGS	201161 SERIES	32-11-24	SAFRAN LANDING SYSTEM	3	C14	GR.5I AIRBUS A320 FAMILY
850.	MAIN LANDING GEAR LEG (EV)	10-450501 SERIES , 10-450502 SERIES, 10-450601 SERIES, 10-450602 SERIES	32-12-82	SAFRAN LANDING SYSTEM	3	C14	GR.5I AIRBUS A320 FAMILY


	CAPABILITY LIST		AIESL CAP/01		
	COMPONENTS OVERHAUL DIVISION		Part 2		Section 2.1
			Issue 2	Rev 5	APR 2024

SR.NO.	NOMENCLATURE	PART NUMBER	ATA CODE	VENDOR	LEVEL OF MAINT	RATING	REMARKS
851.	MAIN LANDING GEAR LEG (EV)	10-453301 SERIES, 10-453302 SERIES, 10-453401 SERIES, 10-453402 SERIES	32-12-89	SAFRAN LANDING SYSTEM	3	C14	GR.5I AIRBUS A320 FAMILY
852.	MAIN LANDING GEAR LEG	201371 SERIES	32-11-33	SAFRAN LANDING SYSTEM	3	C14	GR.5I AIRBUS A320 FAMILY
853.	MAIN LANDING GEAR LEG	201522 SERIES	32-12-12	SAFRAN LANDING SYSTEM	3	C14	GR.5I AIRBUS A320 FAMILY
854.	MAIN LANDING GEAR LEG	201383 SERIES	32-11-83	SAFRAN LANDING SYSTEM	3	C14	GR.5I AIRBUS A320 FAMILY
855.	MAIN LANDING GEAR LEG	201587 SERIES	32-12-22	SAFRAN LANDING SYSTEM	3	C14	GR.5I AIRBUS A320 FAMILY
856.	SIDE STAY COMPLETE (EV)	10-451901 SERIES, 10-452001 SERIES	32-12-81	SAFRAN LANDING SYSTEM	3	C14	GR.5I AIRBUS A320 FAMILY
857.	SIDE STAY COMPLETE (EV)	10-453501 SERIES, 10-453601 SERIES	32-12-88	SAFRAN LANDING SYSTEM	3	C14	GR.5I AIRBUS A320 FAMILY
858.	SIDE STAY COMPLETE	201390 SERIES	32-11-85	SAFRAN LANDING SYSTEM	3	C14	GR.5I AIRBUS A320 FAMILY
859.	SIDE STAY COMPLETE	201527 SERIES	32-12-17	SAFRAN LANDING SYSTEM	3	C14	GR.5I AIRBUS A320 FAMILY

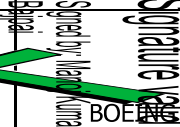
	CAPABILITY LIST				AIESL CAP/01		
	COMPONENTS OVERHAUL DIVISION				Part 2		Section 2.1
					Issue 2	Rev 5	APR 2024


SR.NO.	NOMENCLATURE	PART NUMBER	ATA CODE	VENDOR	LEVEL OF MAINT	RATING	REMARKS
860.	SIDE STAY COMPLETE	201524 SERIES, 201660 SERIES	32-12-13	SAFRAN LANDING SYSTEM	3	C14	GR.5I AIRBUS A320 FAMILY
861.	BASIC SIDE STAY (EV)	10-452101 SERIES	32-12-83	SAFRAN LANDING SYSTEM	3	C14	GR.5I AIRBUS A320 FAMILY
862.	BASIC SIDE STAY (EV)	10-453701 SERIES	32-12-90	SAFRAN LANDING SYSTEM	3	C14	GR.5I AIRBUS A320 FAMILY
863.	BASIC SIDE STAY	201389 SERIES	32-11-86	SAFRAN LANDING SYSTEM	3	C14	GR.5I AIRBUS A320 FAMILY
864.	BASIC SIDE STAY	201526 SERIES	32-12-18	SAFRAN LANDING SYSTEM	3	C14	GR.5I AIRBUS A320 FAMILY
865.	BASIC SIDE STAY	201525 SERIES, 201661 SERIES	32-12-14	SAFRAN LANDING SYSTEM	3	C14	GR.5I AIRBUS A320 FAMILY
866.	LOCK STAY ASSEMBLY (EV)	10-452501 SERIES	32-12-84	SAFRAN LANDING SYSTEM	3	C14	GR.5I AIRBUS A320 FAMILY
867.	LOCK STAY	201058 SERIES	32-11-17	SAFRAN LANDING SYSTEM	3	C14	GR.5I AIRBUS A320 FAMILY
868.	LOCK STAY	201531001	32-12-15	SAFRAN LANDING SYSTEM	3	C14	GR.5I AIRBUS A320 FAMILY

Director (Aviation)
 Date: 09-Aug-2024 17:17:40
 Signature
 Name: Kumar
 Designation: Director (Aviation)

	CAPABILITY LIST				AIESL CAP/01		
	COMPONENTS OVERHAUL DIVISION				Part 2		Section 2.1
					Issue 2	Rev 5	APR 2024


SR.NO.	NOMENCLATURE	PART NUMBER	ATA CODE	VENDOR	LEVEL OF MAINT	RATING	REMARKS
869.	WING LEADING EDGE SLAT ASSEMBLY NO. 1 & 8	114A5010-SERIES 114A7511-SERIES 114A7512- SERIES	57-43-01	BOEING	2	C8	GR.2E (B737)
870.	WING LEADING EDGE SLAT ASSEMBLY NO. 2 & 7	114A5020- SERIES 114A7521-SERIES 114A7522- SERIES	57-43-02	BOEING	2	C8	GR.2E (B737)
871.	WING LEADING EDGE SLAT ASSEMBLY NO. 3 & 6	114A5030-SERIES 114A7531-SERIES 114A7532-SERIES	57-43-03	BOEING	2	C8	GR.2E (B737)
872.	WING LEADING EDGE SLAT ASSEMBLY NO. 4 & 5	114A5040- SERIES 114A7541- SERIES 114A7542- SERIES	57-43-04	BOEING	2	C8	GR.2E (B737)
873.	AFT OUTBOARD TRAILING EDGE FLAP ASSEMBLY	113A3700- SERIES	57-53-08	BOEING	2	C8	GR.2E (B737)
874.	KRUEGER FLAP AND BULLNOSE ASSEMBLY NO.2 & NO.3	114A1220- SERIES	57-56-44	BOEING	2	C8	GR.2E (B737)
875.	WING LEADING EDGE SLAT ASSEMBLY NO.6 & 7	146Z0201- SERIES	57-43-16	BOEING	2	C8	GR.2G (B787)
876.	INBOARD SLAT TRACK ASSEMBLY	141Z1671- SERIES, 142Z1671- SERIES, 143Z1671- SERIES, 144Z1671- SERIES, 145Z1671- SERIES, 146Z1682- SERIES	27-83-32	BOEING	2	C8	GR.2G (B787)

Signed by: 
 Director (Aviation)
 Date: 09-Aug-2024 17:17:40

	CAPABILITY LIST				AIESL CAP/01		
	COMPONENTS OVERHAUL DIVISION				Part 2		Section 2.1
					Issue 2	Rev 5	APR 2024


SR.NO.	NOMENCLATURE	PART NUMBER	ATA CODE	VENDOR	LEVEL OF MAINT	RATING	REMARKS
877.	OUTBOARD SLAT TRACK ASSEMBLY	141Z1631- SERIES, 142Z1631- SERIES, 143Z1631- SERIES, 145Z1631- SERIES, 146Z1621- SERIES	27-83-31	BOEING	2	C8	GR.2G (B787)
878.	MAIN LANDING GEAR INSTALLATION COMPONENTS	161A1192-X/-XX	32-11-77	BOEING	3	C14	GR.5E (B737)
879.	MAIN LANDING GEAR COMPONENT ASSEMBLY	161A1100-XX, 654A0011-XX	32-11-78	BOEING	3	C14	GR.5E (B737)
880.	MAIN LANDING GEAR INSTALLATION COMPONENTS	161A1100-XX, 273A3600-X/-XX, 274A19XX-X, 278A6101-X, 284A0313-X, 287A610X-X/-XX.	32-11-83	BOEING	3	C14	GR.5E (B737)
881.	NOSE LANDING GEAR INSTALLATION COMPONENTS	162A1100-XX, 275A1100-X/-XX, 275A5300-X/-XX, 284A0101-X, 284A0301-X, 287A6203-X, 287A6205-X	32-21-23	BOEING	3	C14	GR.5E (B737)
882.	PIN-FUSE OUTBD, PIN FUSE, PIN-HANGER LINK BEAM SPRT BEARING INSTL-FWD TRUN BEARING ASSY	115A1310-XXX, 115A1320-XXX, 115A1610-XXX, 115A5005-XXX, 161A1500-X	57-15-02	BOEING	3	C14	GR.5E (B737)

Signature valid
 Signed by: Manoj Kumar
 Design: (As witness)
 Date: 09-Aug-2024 17:17:40

	CAPABILITY LIST				AIESL CAP/01		
	COMPONENTS OVERHAUL DIVISION				Part 2		Section 2.1
					Issue 2	Rev 6	Jun 2024

SR.NO.	NOMENCLATURE	PART NUMBER	ATA CODE	VENDOR	LEVEL OF MAINT	RATING	REMARKS
883.	630 AND 800 CUBIC INCH FIRE EXTINGUISHERS	34600016/ 34600017/ 34600025-1	26-20-06	MEGGIT	1	C18	AIRBUS A320 FAMILY
884.	800 CUBIC INCH FIRE EXTINGUISHER	34600049-X / 34600089-X	26-23-42	MEGGIT	1	C18	AIRBUS A320 FAMILY
885.	FIRE EXTINGUISHER CONTAINERS	472088-X	26-20-79	KIDDE AEROSPACE & DEFENSE	1	C18	AIRBUS A320 FAMILY
886.	FIRE EXTINGUISHER CONTAINER	472412-1	26-20-76	KIDDE AEROSPACE & DEFENSE	1	C18	AIRBUS A320 FAMILY
887.	PORTABLE FIRE EXTINGUISHER	74-XX / 76-XX	26-24-05	TOTAL FEUERSCHUTZ GmbH	1	C18	AIRBUS A320 FAMILY
888.	0.12KG AUTO EUTECTIC FIRE EXTINGUISHER	BA24320A-1,BA24320B-1 BA24320C-1,BA24320D-1 BA24320E-1,BA24320F-1 BA24320G-1,BA24320H-1 BA24320J-1,BA24320K-1 BA24320L-1,BA24320M-1 BA24320N-1,BA24320P-1	26-25-36	FIRE FIGHTING ENTERPRISES (FFE)	1	C18	AIRBUS A320 FAMILY
889.	MAIN WHEEL ASSY	C20500100	32-42-15	MESSIER BUGATTI/SAFRAN	3	C14	AIRBUS A320 FAMILY
890.	PORTABLE OXYGEN CYLINDER ASSEMBLY	3552 - SERIES	35-35-52	ZODAC AEROSPACES SERVICES	1	C15	AIRBUS A320 FAMILY

Signature valid
 Signed by: Harish Kumar
 Design: _____
 Director (Aviation)
 Date: 18-Aug-2024 17:17:40

	CAPABILITY LIST		AIESL CAP/01		
	COMPONENTS OVERHAUL DIVISION		Part 2		Section 2.1
			Issue 2	Rev 6	Jun 2024

SR.NO.	NOMENCLATURE	PART NUMBER	ATA CODE	VENDOR	LEVEL OF MAINT	RATING	REMARKS
891.	CYLINDER AND VALVE ASSEMBLY	897 - SERIES	35-21-93	SAFRAN	1	C15	AIRBUS A320 FAMILY
892.	378 CUBIC INCH FIRE EXTINGUISHER	34100005-1	26-20-04	MEGGITT	1	C18	AIRBUS A320 FAMILY

Signature valid
Signed by: Manoj Kumar
Baghel
Director (Aviation)
Date: 09-Aug-2024 17:17:40



CAPABILITY LIST

AIESL CAP/01

COMPONENTS OVERHAUL DIVISION – GENERAL PROCESS

Part 2

Section 2.2

Issue 2

Rev 5

Apr 2024

2.2 COMPONENT OVERHAUL DIVISION – GENERAL PROCESSES

A.STRUCTURAL REPAIR GROUP

S/N	WORK/ACTIVITY	REF.DOCUMENT / SPEC.	EQUIPMENT	REMARKS
1	ALL STRUCTURAL REPAIR & MODIFICATIONS ON AIRCRAFT AND COMPONENTS INCLUDING EDDY CURRENT INSPECTION	APPLICABLE SRM AND CMM AND NON-DESTRUCTIVE TEST MANUALS BOEING B747, B777-XX & B737-XX.	EDDY CURRENT	
2	COLD WORKING OF FASTENER HOLES	B747 SRM CH 51-30-09 B777-XX SRM CH 51-40-41	UNIVERSAL KIT FROM FTI, USA & TOOLS SPECIFIED IN REF SRM	
3	HEAT TREATMENT HARDENING TEMPERING ANNEALING ALUMINIUM - HEAT TREATMENT TITANIUM - HEAT TREATMENT CORROSION RESISTANT STEEL - HEAT TREATMENT ALLOY STEEL - HEAT TREATMENT STRESS RELIEVING OF DUCTS - TITANIUM, INCONEL 625, 718 ALUMINIUM 6061 AND ALUMINIUM 5052	BAC 5602 BAC 5613 BAC 5619 BAC 5617	i. OVEN-THERELEK 0 - 3000°C ii. FURNACE-WILD BARFIELD TEMP 0 - 1050°C DIM 5"X28"X10" iii. FURNACE-WILD BARFIELD TEMP 0 - 1000°C DIM 22"diaX56" iv. FURNACE-THERELEK TEMP 0 - 700°C v. ELECTRIC OVEN-BAGSVIG TEMP 0 - 300°F DIM 33"X39"X35" vi. FURNACE-SAMRAT TEMP 0 - 850°C DIM 4350"(l) X 1260"(w) X 1650"(h)	

Signature valid

Signed by: Manoj Kumar
Bajpai
Director (Airworthiness)
Date: 09-Aug-2024 17:17:40



CAPABILITY LIST

AIESL CAP/01

COMPONENTS OVERHAUL DIVISION – GENERAL PROCESS

Part 2

Section 2.2

Issue 2

Rev 5

Apr 2024

S/N	WORK/ACTIVITY	REF.DOCUMENT / SPEC.	EQUIPMENT	REMARKS
4	DUCT REPAIRS			
(a)	DUCT REPAIR --- B747, B777* DUCT MATERIALS -- TITANIUM, INCONEL 625 & 718, ALUMINUM 5052 AND ALUMINUM 6061, CRES AISI 321 & 347 CRES AISI 321 & 347	APPLICABLE DUCT REPAIR CMM OF B777 DUCT REPAIR MANUAL OF B747, CH. 36-10-04		
(b)	DUCT REPAIR IN SECTION(COMPOSITE MATERIAL OF B737 AIRCRAFT	B737 - AMM - 21 - 00 – 05		
5 (a)	FLOOR BOARDS, CARGO CEILING, SIDE WALL AND DECOMPRESSION PANEL FABRICATION AND REPAIR.	B747 CMM 53 - 20 - 01, B777 CMM AS APPLICABLE		
(b)	FLOOR BOARDS,CARGO CEILING SIDE WALL AND DECOMPRESSION PANEL FABRICATION AND REPAIR OF B737 SERIES AIRCRAFT.	B737 - SRM - 53-00-50 B737 - AMM - 25-52-01		
6	WELDING OF METALS GROUP I ALUMINUM ALLOYS GROUP II MAGNESIUM ALLOYS GROUP III CARBON STEEL GROUP IV CORROSION & HEAT RESISTANT STEEL GROUP V NICKEL ALLOY / INCONEL / NIMONIC GROUP VII TITANIUM ALLOY	BAC 5948 BAC 5975 Signature valid Signed by: Manoj Kumar Bajpai Director (Airworthiness) Date: 09-Aug-2024 17:17:40	MILLER SYNCROWAVE TIG WELDING MACHINE 300 amp	WORK ONLY BY VALID COC VALID HOLDER IN WELDING



CAPABILITY LIST

AIESL CAP/01

COMPONENTS OVERHAUL DIVISION – GENERAL PROCESS

Part 2

Section 2.2

Issue 2

Rev 5

Apr 2024

S/N	WORK/ACTIVITY	REF.DOCUMENT / SPEC.	EQUIPMENT	REMARKS
7	SILVER SOLDERING AND BRAZING	BAC 5940	OXY - ACETELENE	
8	COMPOSITE MATERIAL REPAIR AS PER SRM	SRM 51-70-01 SRM 51-70-03 SRM 51-70-04 SRM 51-70-05 SRM 51-70-06 SRM 51-70-08 SRM 51-70-09 SRM 51-70-10 SRM 51-70-14 SRM 51-70-18		
9	COMPOSITE MATERIAL REPAIR OF A/C STRUCTURE AND COMPONENTS OF B777 SERIES A/C.	B777-SRM-CHAPTER 51, 52, 53, 54, 55 & 57	HOT BONDER	
EXTERNAL PARTY REPAIRS				
1	STRUCTURAL REPAIR OF BOEING B737-200,-300,-400,-500. (JET AIRWAYS)	APPROVAL TO AI ENGINEERING SERVICES LIMITED TO CARRY OUT STRUCTURAL REPAIR AS PER SRM		

B. SYSTEMS AND CONTROLS GROUP

1	MANUFACTURE OF CONTROL CABLES --- B747, B737-XX & B777-XX.	BAC 5002 FOR B747, B737, B777 AIRBUS CABLE FABRICATION MANUAL	TERMINAL SWAGER PROOF LOAD TESTER	
2	REPAIR OF HYDRAULIC TUBES --- B747, B737-XX, B777-XX. REF. NOTE : 1	AMM CHAPTER 20 OF B747, B737, B777 Signed by: Manoj Kumar Bajpai Director (Manufacturing) Date: 09-Aug-2024 17:17:40	PERMASWAGE REPAIR KIT RYNGLOK REPAIR KIT HARRISON REPAIR KIT	
3	HYDROSTATIC TEST OF PNEUMATIC DUCTS & PLUMBING REF. NOTE : 1	ATA 20, 21, 28 (Airworthiness)	WATER , HYDRAULIC TEST RIG	
4	MANUFACTURE OF HYDRAULIC TUBES --- B747, B737-XX, B777-XX. REF. NOTE : 1	BAC 5001 FOR BOEING	TUBE BENDING MACHINE HARRISON SWAGING KIT	



CAPABILITY LIST

AIESL CAP/01

COMPONENTS OVERHAUL DIVISION – GENERAL PROCESS

Part 2

Section 2.2

Issue 2

Rev 5

Apr 2024

S/N	WORK/ACTIVITY	REF.DOCUMENT / SPEC.	EQUIPMENT	REMARKS
5	ULTRASONIC CLEANING OF AIRCRAFT COMPONENTS	BAC 5200 FOR B747	ULTRASONIC CLEANING UNIT (SIZE 20" X 15" X 15")	
6	BAKING/HEAT TREATMENT OF AIRCRAFT COMPONENTS	APPLICABLE CMM/OHM	BAGSVIG OVEN (0 - 800*C) (SIZE 8' X 8' X 5')	
7	BONDED COMPONENT REPAIRS	APPLICABLE CMM/ENGINE MANUAL		
8	CLEANING & INSPECTION OF B777 SERIES A/C, HEAT EXCHANGER P/N: 810208-X AS PER B777 MPD ITEM NO. 21-150-00.	CMM 21-52-03		

C. CABIN SURVIVAL AND SAFETY EQUIPMENT

1	CHARGING OF OXYGEN CYLINDERS	APPLICABLE CMM	SET UP --- OXYGEN CHARGING	
2	CHARGING OF CO2N2 CYLINDERS	APPLICABLE CMM	REGULATORS -- OLBURY ENGG MARK V GEORGE MARK V	
3	HYDROSTATIC STRESS TESTING OF COMPRESSED GAS CYLINDERS	HANDBOOK OF COMPRESSED GASES ASSOCIATION. CODE OF FEDERAL REGULATIONS - TITLE 49 CFR 173.34	ANDONIAN CRYOGENICS MODEL - TEJ (HST TEST RIG)	
4	WEIGHT CHECK OF FIRE EXTINGUISHER BOTTLES	APPLICABLE CMM Signed by: Manoj Kumar Bajpai Director (Airworthiness) Date: 09-Aug-2024 17:17:40	AVERY 0 - 100Kgs (0 - 220 lbs) LIBRA 0.01 - 40 KGS (WTG. SCALES)	
5	FABRICATION OF AIRCRAFT SEAT CUSHION COVERS, AIRCRAFT CURTAINS,	AS PER SAMPLE TO MEET FAR 25.853a REQUIREMENTS	MERRIT SEWING MACHINE MODEL 31 T 150	



CAPABILITY LIST

AIESL CAP/01

COMPONENTS OVERHAUL DIVISION – GENERAL PROCESS

Part 2

Section 2.2

Issue 2

Rev 5

Apr 2024

	AIRCRAFT SOUND PROOFING, ZIPPER PANELS		SINGER SEWING MACHINE MODEL 331 T K4	
6.	CARPET BEADING	AS PER SAMPLE	KARPETKING - N.Y. model 812K N.C.CARPET BINDER MODEL 81200 TPWA	
7	RUBBER CUTTING (FOR CUSHIONS)	AS PER SAMPLE	RIMOLDI - ITALY MODEL 850 / 3 / 499101	

D. LANDING GEAR GROUP

S/N	WORK/ACTIVITY	REF.DOCUMENT / SPEC.	EQUIPMENT	REMARKS
1	FLOURESCENT MAGNETIC PARTICLE INSPECTION	ASTM - E - 1444-05 BOEING STD.OVERHAUL PRACTICES 20-20- 01 AND VENDOR'S SPM /NTM	MAGNAFLUX H - 730 D - 960 KCH - 3D M - 500	ONLY BY COC(NDT) HOLDER
2	PENETRANT INSPECTION (FLOURESCENT AND RED DYE)	ASTME-1417-05, SAE-AMS-2644 BOEING STD.OVERHAUL PRACTICES 20-20-02 AND VENDOR'S SPM/NTM	BLACKLIGHTS ----- > ZD 37 ----- > ZB 23	ONLY BY COC(NDT) HOLDER
3	EDDY CURRENT INSPECTION OF WHEEL HUBS	VENDOR'S SPM /NTM Signed by: Manoj Kumar Bajpai Director (Airworthiness) Date: 09-Aug-2024 17:17:40	GE WHEEL SCAN 5 AUTOMATICSCANNING M/C & PHASEC-2C /2D	ONLY BY COC (NDT) HOLDER



CAPABILITY LIST

AIESL CAP/01

COMPONENTS OVERHAUL DIVISION – GENERAL PROCESS

Part 2

Section 2.2

Issue 2

Rev 5

Apr 2024

S/N	WORK/ACTIVITY	REF.DOCUMENT / SPEC.	EQUIPMENT	REMARKS
4	WHEEL BALANCING (STATIC)	WHEEL COMPONENT MAINT.MANUAL	BALANCING MACHINE - ---- MICROPOISE	
5	SAND BLASTING	CPM/SRM	INDABRATOR LTD ---- VICY6	
6	SHOT PEEENING	CHAPTER 20 -20 – 03 (SOPM)	METALLIZING EQUIPMENT	
7	GLASS BEAD PEENING	CHAPTER 32 - 09 – 01, VENDOR'S SPM	VACUBLAST ---MEDIUM	
8	ROTOR GRINDING (BRAKE)	BRAKE COMPONENT MAINT.MANUAL	ALLIED INDUSTRIAL PRODUCT MODEL R 26	
9	HONING	STANDARD PRACTICES MANUAL	HONING MACHINE	
10	STYLUS CADMIUM PLATING	CHAPTER 20 - 42 - 10 (SOPM)	SELECTION HIGH SPEED SELECTIVE PLATING	


E. COMPOSITE MATERIAL REPAIR GROUP

I) BOEING 747 - 400 AIRCRAFT

1	WET LAYUP 150 DEG. F CURE			
	a) GRFP	B747 - 400		
	b) CFRP / AFRP	B747 - 400		

Signature valid


Signed by: Manoj Kumar
Bajpai
Director, SRM 51 - 70 - 06
Date: 09-Aug-2024 17:17:40

	CAPABILITY LIST		AIESL CAP/01	
	COMPONENTS OVERHAUL DIVISION		Part 2	Section 2.2
			Issue 2	Rev 5 Apr 2024

S/N	WORK/ACTIVITY		REF.DOCUMENT / SPEC.	EQUIPMENT	REMARKS
2	WET LAYUP 200 DEG F CURE a) GFRP / AFRP / CFRP	B747 - 400	D 634U102 SRM 51 - 70 - 17	ATACS HOTBONDER 8024 - 2	
3	PREPREG LAYUP 250 DEG.F CURE a) GFRP b) CFRP / AFRP	B747 - 400 B747 - 400	D 634U102 SRM 51 - 70 - 07 D 634U102 SRM 51 - 70 - 05	ATACS HOTBONDER 8024 - 2 ATACS HOTBONDER 8024 - 2	
4	PREPREG LAYUP 350 DEG.F CURE a) GFRP b) CFRP / AFRP	B747 - 400 B747 - 400	D 634U102 SRM 51 - 70 - 08 D 634U102 SRM 51 - 70 - 04	ATACS HOTBONDER 8024 - 2 ATACS HOTBONDER 8024 - 2	
5	a) METAL TO METAL REPAIR b) ALUMINUM HONEYCOMB STRUCTURE	B747 - 400 B747 - 400	D 634U102 SRM 51 - 70 - 09 D 634U102 SRM 51 - 70 - 10	ATACS HOTBONDER 8024 - 2 ATACS HOTBONDER 8024 - 2	

Signature valid

Signed by: Manoj Kumar
Bajpai
Director (Airworthiness)
Date: 09-Aug-2024 17:17:40

	CAPABILITY LIST			AIESL CAP/01	
	COMPONENTS OVERHAUL DIVISION			Part 2	Section 2.2
				Issue 2	Rev 5 Apr 2024

S/N	WORK/ACTIVITY	REF.DOCUMENT / SPEC.	EQUIPMENT	REMARKS
-----	---------------	----------------------	-----------	---------

I) PRATT & WHITNEY 4056 ENGINE / B747 - 400 A/C

1	METAL TO METAL REPAIR	D 634U102 SRM 51 - 70 - 09	ATACS HOTBONDER 8024 - 2	
2	350 DEG.F CURE PREPREG ----- CFRP / AFRP	D 634U102 SRM 51 - 70 - 04	ATACS HOTBONDER 8024 - 2	
3	200 DEG. F CURE WET LAYUP ----- GFRP / AFRP / CFRP	D 634U102 SRM 51 - 70 - 17	ATACS HOTBONDER 8024 - 2	
4	150 DEG. F CURE WET LAYUP --- CFRP / AFRP (interim repair)	D 634U102 SRM 51 - 70 - 03	ATACS HOTBONDER 8024 - 2	

II) EXTERNAL PARTY REPAIRS

1	COMPOSITE REPAIR OF JET AIRWAYS AND OTHERS	APPROVAL TO AI ENGINEERING SERVICES LIMITED A TO CARRY OUT COMPOSITE REPAIR - JETAIRWAYS & OTHERS		
---	--	---	--	--

F. DETECTION TEST FOR MICROBIAL GROWTH IN AIRCRAFT TURBINE FUEL

1	CHEMICAL ANALYSIS IN PART 1, SECTION 6 PAGE 4.	DETECTION TEST FOR MICROBIAL GROWTH IN AIRCRAFT TURBINE FUEL	MICRO MONITOR 2 KIT	
---	--	--	---------------------	--

Signature valid

Signed by: Manoj Kumar Bajpai
Director (Airworthiness)
Date: 09-Aug-2024 17:17:40




CAPABILITY LIST

Part 3

INSTRUMENTS OVERHAUL DIVISION

Mumbai Base, Mumbai Airport (OAP), Mumbai, Maharashtra, India, 400029

Signature valid
by: Harish Kumar
on: 09-Aug-2024 17:17:40
(for Approval)


	CAPABILITY LIST		AIESL CAP/01		
	INSTRUMENTS OVERHAUL DIVISION		Part 3		Section 3.1
			Issue 2	Rev 5	Apr 2024

3.1 INSTRUMENTS OVERHAUL DIVISION

SR NO	NOMENCLATURE	PART NUMBER	ATA CODE	VENDOR	LEVEL OF MAINT	RATING	REMARKS
1.	EMERGENCY EVACUATION SIGNAL PANEL.	G6031-06	25-60-03	GABLES ENGG.	3	C6	GROUP 19
2.	ANGLE OF ATTACK SENSOR	0861DR	34-12-34	ROSEMOUNT	3	C3	GROUP 14
3.	FUEL QTY INDICATOR	10065-1000-XXXX	28-41-61	GOODRICH	1	C9	GROUP 20
4.	FUEL QTY PROCESSOR	10065-2000-XXXX	28-41-62	GOODRICH	2	C9	GROUP 20
5.	CHASIS ASSY.	10065-2022-02/03	28-41-72	GOODRICH	2	C9	GROUP 20
6.	RELAY DRIVER BOARD	10065-2403-XX	28-41-71	GOODRICH	2	C9	GROUP 20
7.	IFQC	10065-2470-XXXX	28-41-69	GOODRICH	1	C9	GROUP 20
8.	I/O CHANNEL CARD	10065-2471-XXXX	28-42-70	GOODRICH	1	C9	GROUP 20
9.	F/Q. PRESEL.	10065-3000-02	28-42-66	GOODRICH	3	C9	GROUP 20
10.	DENSITOMETER	10065-5000-XX	28-40-59	SIMMOND PRECISION	1	C9	GROUP 20
11.	FULL FACE MASK	10100XXX	35-10-80	SCOTT AVIATION	3	C15	GROUP 2
12.	HYD QTY INDICATOR.	10100N0XY00	29-30-22	AMETEK	3	C12	GROUP 14, 27
13.	HYD QTY INTER MODULE	10121B02Y02	29-30-24	AMETEK	2	C12	GROUP 20
14.	TEMP BULB.	102-10014	31-00-07	NORWICH AEROSPACE	1	C13	GROUP 14

Signature


Signed by: Manoj Kumar Bajpai
Director (Airworthiness)
Date: 09-Aug-2024 17:17:40

	CAPABILITY LIST				AIESL CAP/01		
	INSTRUMENTS OVERHAUL DIVISION				Part 3		Section 3.1
					Issue 2	Rev 5	Apr 2024

SR NO	NOMENCLATURE	PART NUMBER	ATA CODE	VENDOR	LEVEL OF MAINT	RATING	REMARKS
15.	SWITCH CABIN ALT WARNING	10-2638-4 (214C50-2)	31-26-01	EATON	2	C13	GROUP 14
16.	RUDDER TRIM INDICATOR	10284N01N00	27-21-04	AMETEK	3	C8	GROUP 19
17.	PRESSURE REDUCING REGULATOR	10260-XX	35-20-57	SCOTT	3	C15	GROUP 2
18.	FULL FACE MASK	10800DXXX	35-10-80	SCOTT AVIATION	3	C15	GROUP 2
19.	WATER QTY. INDICATOR	115-217-X	38-14-12	ROGERSON A/C.CORPN.	3	C6	GROUP 14
20.	SMOKE GOGGLE	118075	TSO C99	PURITAN	1	C15	GROUP 2
21.	MASS FLOW SENSOR	123BK4	31-32-11	ROSEMOUNT	1	C13	GROUP 14
22.	POSITION TRANSMITTER	13TX0115A or H505B/H505A	27-09-02 29-09-03	ASTRO	2	C8	GROUP 14
23.	SENSOR	0154ED, 0154ED2, 0154DB3	73-21-33	ROSEMOUNT	1	C7	GROUP 14
24.	OXYGEN REGULATOR	1-6-05-20	35-20-01	CARLETON	3	C15	GROUP 2
25.	WATER QNTY. TRANSMITTER	1779-1-3 / -4	38-10-03	AVTECK	3	C6	GROUP 20
26.	FUEL QTY. TX.	20079-0000-XXXX	28-40-55	SIMPON DS	1	C9	GROUP 14
27.	COMPENSATOR F/Q	20081-0000-02XX	28-40-56	2004-01-17 PRECISION	3	C9	GROUP 14
28.	SSFDR	2100-4043-XX	31-30-03	L3 COMMUNICATIONS	2	C13	GROUP 10, 18


Signature valid

Signed by: Manoj Kumar Bajpai
Director (Airworthiness)
Date: 09-Aug-2024

	CAPABILITY LIST				AIESL CAP/01		
	INSTRUMENTS OVERHAUL DIVISION				Part 3		Section 3.1
					Issue 2	Rev 5	Apr 2024

SR NO	NOMENCLATURE	PART NUMBER	ATA CODE	VENDOR	LEVEL OF MAINT	RATING	REMARKS
29.	SWITCH CABIN ALT WARN	214C50-2	31-26-01	EATON	3	C13	GROUP 14
30.	VOLTAGE AVERAGING MODULE	2165-5	35-21-13	AUTRONICS	1	C15	GROUP 19
31.	SWTICH PRESSURE	21SN04-19B/123	79-33-01	CONSOLIDATED CONTRL	3	C7	GROUP 14
32.	PR. SWITCH	21SN04-20A/124	79-33-01	CONSOLIDATED CONTRL	3	C7	GROUP 14
33.	DIFFERENTIAL PRESSURE SWITCH	21SN04-SERIES	79-34-02	EATON PR SENSOR DIV.	3	C7	GROUP 14
34.	DIFFERENTIAL PRESSURE S/W.	21SN04-XXX	79-21-26	AEROSPACE CONTROLS	3	C7	GROUP 14,16
35.	DATA MANAGEMENT UNIT	2232000-02B	31-31-54	TELEDYNE	2	C13	GROUP 18
36.	OXY FILLER VALVE	2279-001-1	35-09-01	CARLTON CONTROLS	3	C15	GROUP 2
37.	PILOTS FWD PANEL	233U2204-12	31-61-10	BOEING	3	C13	GROUP 18
38.	PASS. SIGN MODULE	233U6202-XXX	33-24-01	BOEING	3	C5	GROUP 19
39.	CLOCK	2610-08-X	31-21-08	SMITHS	3	C13	GROUP 19
40.	DIGITAL CHRONOMETER	2610-10-1	31-21-06	SMITHS	2	C13	GROUP 19
41.	OXYGEN REGULATOR	28000-1	35-11-24	SCOTT	3	C15	GROUP 2
42.	VALVE POSITION LOGIC CARD	285U0143-201	28-21-04	BOEING	3	C9	GROUP 18


Signature valid
Signed by: Manoj Kumar
Bajpai
Director (Airworthiness)
Date: 09-Aug-2024 17:17:40

	CAPABILITY LIST		AIESL CAP/01		
			Part 3		Section 3.1
	INSTRUMENTS OVERHAUL DIVISION		Issue 2	Rev 5	Apr 2024

SR NO	NOMENCLATURE	PART NUMBER	ATA CODE	VENDOR	LEVEL OF MAINT	RATING	REMARKS
43.	POTABLE WATER QTY. MOD.	285U0229-X	38-14-03	BAE SYSTEM	2	C6	GROUP 19
44.	BR.PR.XMITTER	3567407-0101	79-09-01	BENDIX / ALLIED	1	C7	GROUP 14
45.	DADC	4040800-XXX	34-12-35	HONEYWELL	2	C3	GROUP 10,18
46.	FMC	4052508-952	34-61-42	HONEYWELL	2	C3	GROUP 17
47.	MCDU	4058650-XXX	34-61-37	HONEYWELL	2	C3	GROUP 17
48.	STAB TRIM INDICATOR	40-618-14	27-48-07	RAGEN	2	C8	GROUP 19
49.	FUEL PRESSURE TRANSMITTER	418-17054	79-31-41	EDISON	1	C7	GROUP 14,16
50.	DIFF. PRESSURE SWITCH	42D3XX	73-11-10	CUSTOM CONTROL	3	C7	GROUP 14
51.	CREW PBE	4566M37-B-037N	PRM-01	ESSEX PBER	1	C15	GROUP 2
52.	HYD PRESSURE TRANSMITTER	50234-1	29-30-01	KRATOS	3	C12	GROUP 14
53.	BRAKE TEMP SENSOR	5050-120	34-46-02	BRION LERAUX	1	C3	GROUP 14
54.	HYD. PR. IND.	50483-31 /- 35	29-30-08	KRATOS	3	C12	GROUP 14
55.	O2 BOTTLE VALVE	5510-00 AND 5510-10	35-32-18	SCOTT	3	C15	GROUP 2
56.	REMOTE SENSOR	622-4555-002	31-61-52	COLLINS	1	C13	GROUP 18


Signature valid

Signed by: Manoj Kumar
Bajpai
Director (Airworthiness)
Date: 09-Aug-2024 17:17:40

	CAPABILITY LIST				AIESL CAP/01		
	INSTRUMENTS OVERHAUL DIVISION				Part 3		Section 3.1
					Issue 2	Rev 5	Apr 2024

SR NO	NOMENCLATURE	PART NUMBER	ATA CODE	VENDOR	LEVEL OF MAINT	RATING	REMARKS
57.	DISPLAY UNIT	622-8588-10X	31-61-52	COLLINS	3	C13	GROUP 18
58.	DISPLAY CONTROL PANEL	622-8590-XXX	31-61-57	COLLINS	3	C13	GROUP 18
59.	DISPLAY SELECT PANEL	622-8591-XXX	31-61-45	COLLINS	3	C13	GROUP 18
60.	OIL QTY TRANSMITTER	77-109-XX	79-32-04	RAGEN	1	C7	GROUP 14
61.	RMI	622-5002-2XX	34-22-74	COLLINS	2	C14	GROUP 19 GROUP 25
62.	COMP.OUTLET TEMP SENSOR	793323-1	21-62-20	UNITED TECH.	1	C1	GROUP 14
63.	GAUGE PRESSURE SWITCH	7G1018	28-40-20	CUSTOM CONTROL	3	C9	GROUP 14
64.	PRESSURE SWITCH	7G148	26-20-02	CUSTOM COMPONENT	3	C18	GROUP 14
65.	BOTTLE VALVE	801160-XX	35-31-55	SCOTT	3	C15	GROUP 2,21
66.	OXYGEN SHUTOFF VALVE	801308-31,	35-23-07	SCOTT/AVOX	3	C15	GROUP 2
67.	OXYGEN PRESSURE TX	801321-XX	35-01-59	SCOTT	2	C15	GROUP 2
68.	PNEUMATIC FLOW CONTROL UNIT	803661-01, 803662-01 803663-01	35-21-84 35-21-85 35-21-85	SCOTT	3	C15	GROUP 2
69.	SENSOR	899-156-612	38-32-01	AVOX/ELBROOK	1	C6	GROUP 19
70.	GAUGE PRESSURE SWITCH	8D1494	79-33-20	CUSTOM CONTROL	3	C7	GROUP 14


Signature valid
 Signed by: Manoj Kumar Bajpai
 Director (Airworthiness)
 Date: 09-Aug-2024 17:17:40

	CAPABILITY LIST		AIESL CAP/01		
			Part 3		Section 3.1
	INSTRUMENTS OVERHAUL DIVISION		Issue 2	Rev 5	Apr 2024

SR NO	NOMENCLATURE	PART NUMBER	ATA CODE	VENDOR	LEVEL OF MAINT	RATING	REMARKS
71.	DIFF PRESSURE SWITCH	8D1495	79-35-10	CUSTOM CONTROL	3	C7	GROUP 14
72.	FLAP POSITION TRANSMITTER	9000407-XX	27-58-06	ALLIED SIGNAL	3	C8	GROUP 14
73.	FLAP POS. TRANSMITTER	9000408-XX	27-58-07	ALLIED SIGNAL	3	C8	GROUP 14
74.	PRESSURE SWITCH	90G100	29-30-07	CUSTOM COMPONENT	3	C12	GROUP 14
75.	PRESSURE SWITCH	90G235	32-42-02	CUSTOM COMPONENT	3	C14	GROUP 14
76.	GAUGE PRESSURE SWITCH	94P32, 94P27	32-21-01 78-30-20	CUSTOM CONTROL	3	C14	GROUP 14
77.	FLT RECORDER ACCEL	971-4193-001/ 971-4142-001	31-31-04	SUNDSTRAND	1	C13	GROUP 14
78.	PRESSURE SWITCH	A60302B	73-14-02	CHANDLER EVANS	3	C7	GROUP 14
79.	INVERTER PROCESSOR UNIT	B254ADM1	34-23-79	SEXTANT	3	C3	GROUP 20
80.	AUTOTHROTTLE SERVO	BC4A	22-32-03	ASTRO	3	C2	GROUP 19
81.	MAGNETIC COMPASS	C5C	34-22-01	ASTRO	3	C3	GROUP 14
82.	MAGNETIC COMPASS	C5H	34-23-01	ASTRO	3	C3	GROUP 14
83.	MODE SELECT UNIT	CG1234ACXX	34-21-27	HONEYWELL	2	C3	GROUP 4


Signature valid

Signed by: Manoj Kumar Bajpai
Director (Airworthiness)
Date: 09-Aug-2024 17:11:40


	CAPABILITY LIST		AIESL CAP/01		
	INSTRUMENTS OVERHAUL DIVISION		Part 3		Section 3.1
			Issue 2	Rev 5	Apr 2024

SR NO	NOMENCLATURE	PART NUMBER	ATA CODE	VENDOR	LEVEL OF MAINT	RATING	REMARKS
84.	HYD. QTY. TRANSMITTER	FP0207A/B	29-30-20	AVTECK	3	C12	GROUP 14
85.	HORIZON STANDBY	H301AKM,H30AKM1	34-23-84	THALES/SEXTANT	3	C3	GROUP 1
86.	GYRO HORIZON	H321BHM1	34-23-89	THALES/SEXTANT	3	C3	GROUP 1
87.	STDBY HORIZON	H342AAM	34-23-98	SEXTANT	3	C3	GROUP 1
88.	IRU	HG1050ADXX	34-21-13	HONEYWELL	2	C3	GROUP 4
89.	IRU	HG1050AE10	34-26-95	HONEYWELL	2	C3	GROUP 4
90.	IRU	HG1050AD10	34-27-05	HONEYWELL	3	C3	GROUP 4
91.	STDBY ALTIMETER	LK35-7	34-13-02	TOKYO A/C INST.	3	C3	GROUP 14
92.	QUICK DONNING MASK REG	MC10-25-104	35-13-63	EROS	3	C15	GROUP 2
93.	SMOKE GOGGLES	MXP210-00	35-15-09	EMERGENCY RESP. SYS.	3	C15	GROUP 2
94.	MULTI INPUT PRINTER	RDAC1203-XXX	23-23-02	MATSUSHITA	2	C3	GROUP 18
95.	DIFFERENTIAL PR. STRETCH	21C1-6-7	28-42-02	EATON	1	C9	GROUP 27
96.	GYROSCOPIC HORIZON / STANDBY ATT. INDICATOR	H341BXX	34-25-05	THALES	3	C3	GROUP 1, 25
97.	ANGLE OF ATTACK SENSOR	0861FL	34-12-34	ROSEMOUNT	3	C3	GROUP 25

Signature valid
Signed by: Manoj Kumar
Bajpai
Director (Airworthiness)
Date: 09-Aug-2024 17:17:40

	CAPABILITY LIST		AIESL CAP/01		
			Part 3		Section 3.1
	INSTRUMENTS OVERHAUL DIVISION		Issue 2	Rev 5	Apr 2024


SR NO	NOMENCLATURE	PART NUMBER	ATA CODE	VENDOR	LEVEL OF MAINT	RATING	REMARKS
98.	CREW OXY MASK REGULTOR	MC10-XX-XX MC10-XX-XXX	35-13-63	INTER TECHNIQUE	3	C15	GROUP 2,21,22
99.	FLIGHT CREW MASK STOWAGE	MXP400 Series	35-13-42	INTER TECHNIQUE	3	C15	GROUP 2, 21
100.	OIL PRESSURE SENSOR	APTE-8A-2000-7BARD (340-402-902-0)	79-32-12	KIJLITE SEMICONDUCTOR	1	C7	GROUP 28
101.	FUEL/OIL PR. TRANS'MITTER	418-04124 418-05124 418-06124	79-31-77	EDISION	1	C7	GROUP 14
102.	OIL PRESSURE TRANSMITTER	418-01124	79-31-76	EDISION	1	C7	GROUP 14
103.	ELECT. RESIS. THERMOMETER	162BLXXX	31-20-19 31-20-20	LEWIS ENGG	3	C13	GROUP 16, 23
104.	OXYGEN MASK ASSY	MC10-08-XXX	35-13-63	INTERTECHNIQUE	3	C15	GROUP 21, 22
105.	PCMCIA CARD	SSIATA512-3000	INST/1003	-	1	C13	GROUP 23
106.	PCMCIA CARD	SSIATA256-3000	INST/1002	-	1	C13	GROUP 23
107.	FUEL QTY TANK UNIT	18XXKTU01 THRU 19XXKTU01	28-47-71	Signature valid SMA INDUSTRIES	1	C9	GROUP 27
108.	FUEL QTY TANK UNIT	02XXKTU0X THRU 03XXKTU0X	28-47-58	Signed by: Manoj Kumar Bajpai Director (Airworthiness) Date: 09-Aug-2024 17:17:40 SMITH INDUSTRIES	1	C9	GROUP 27
109.	PROTECTIVE BREATHING EQUIPMENT (PBE)	MR-100XXN	PRM-01	ESSEX PB & R CORP.	1	C15	GROUP 2,21,22

	CAPABILITY LIST				AIESL CAP/01		
	INSTRUMENTS OVERHAUL DIVISION				Part 3		Section 3.1
					Issue 2	Rev 5	Apr 2024

SR NO	NOMENCLATURE	PART NUMBER	ATA CODE	VENDOR	LEVEL OF MAINT	RATING	REMARKS
110.	PROTECTIVE BREATHING EQUIPMENT (PBE)	1190XX	2499-200	DRAGER	1	C15	GROUP 2, 21
111.	PROTECTIVE BREATHING EQUIPMENT (PBE)	E28180	35-10-25	B/E AEROSPACE	1	C15	GROUP 2, 21
112.	OXYGEN VALVE ASSY	804216-01	35-22-01	SCOTT	3	C15	GROUP 22
113.	LAV OPERATION MODULE ASSY	285U0228-1 THRU 7	31-17-80	BOEING	3	C13	GROUP 18
114.	PITOT TUBE	0851HT, 0851HT1	34-11-08	ROSEMOUNT AEROSPACE	1	C3	GROUP 25
115.	STAB TRIM AND CAB DOOR MODULE ASSY	69-76436-X, -XXX	31-11-43	BAE SYSTEM	3	C13	GROUP 26
116.	WATER QTY TRANSMITTER	30136-0XXX	38-10-03	SIMMOND PRECISION	3	C6	GROUP 28
117.	HYDRAULIC OIL QTY X' MITTER	20219-0101, 20220-0101	29-30-24	SIMMOND PRECISION	3	C12	GROUP 27
118.	TEMPERATURE INDICATOR	152LMAXX	77-20-28	HORIZON AEROSPACE	3	C7	GROUP 28
119.	EFIS CONTROL PANEL	4073770-XXX	31-61-05	HONEYWELL	2	C13	GROUP 26
120.	SURFACE POSITION INDICATOR	253884	27-80-01	AMETEK	3	C8	GROUP 24
121.	ELECTRONIC CLOCK	9010-1-3	31-20-01	AVTECK	3	C13	GROUP 23
122.	ELECTRONIC CLOCK	2620-02-1	31-21-13	SMITH	3	C13	GROUP 23
123.	PAX OXY/YAW DAMPER MODULE	233U3208-XX, 233U3208-XXX 233U3208-XXXX	22-21-30	BOEING	3	C2	GROUP 18

Signature valid


Signed by: Manoj Kumar
Bajpai
Director (Airworthiness)
Date: 09-Aug-2024 17:17:40

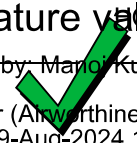
	CAPABILITY LIST		AIESL CAP/01		
			Part 3		Section 3.1
	INSTRUMENTS OVERHAUL DIVISION		Issue 2	Rev 5	Apr 2024


SR NO	NOMENCLATURE	PART NUMBER	ATA CODE	VENDOR	LEVEL OF MAINT	RATING	REMARKS
124.	BRAKE ACC. PR. INDICATOR	163LCP80	32-60-60	HORIZON AEROSPACE	3	C14	GROUP 27
125.	EFIS CONTROL PANEL	4082730-901	31-61-28	HONEYWELL	2	C13	GROUP 26
126.	ELECTRONIC ENGINE CONTROL MODULE ASSY	233U3217-XXX	73-21-85	BOEING	3	C7	GROUP 20
127.	TIRE PRESSURE SENSOR/ FILL VALVE.	83-200-0X	32-49-03	CRANE ELDEC CO	3	C14	GROUP 27
128.	ADM PWR SUP MODULE ASSY	326PS101-1	24-35-01	ACME ELECTRONIC	3	C5	GROUP 25
129.	SOLID STATE FLT DATA RECORDER	980-4700-XXX	31-30-40	HONEYWELL	3	C13	GROUP 18, 23
130.	T25/PT25 TEMP. SENSOR	0154GFXX	73-24-11	ROSE MOUNT	1	C7	GROUP 28
131.	STANDBY COMPASS	C5L & C5M	34-25-01	AMETEK	1	C3	GROUP 25
132.	FLIGHT CREW MASS STOWAGE	MXP105, MXP111-X MXP141-X, MXP147-X	35-11-79	INTERTECHNIQUE	3	C15	GROUP 2, 22
133.	PRESSURE SWITCH	21SN04-459	79-35-11	ROSE MOUNT	3	C7	GROUP 28
134.	PRESSURE GUAGE	700129-009	25-60-35	GOODRICH	1	C6	GROUP 16
135.	FLIGHT DECK ACC ESS SYSTEM KEY PAD MOD ASSY.(FDAS)	285T0852-1, -1MOD A, -1 MOD AB	52-51-03	AE SYSTEM	3	C4	GROUP 20, 24
136.	LIGHT CONTROL PANEL	233A2228-1	33-11-42	BOEING	3	C5	GROUP 26
137.	PITOT STATIC TUBE	0856CCXX 0856LUX 0856REX	34-10-66	ROSE MOUNT	1	C3	GROUP 14

Signature valid

Signed by: Manoj Kumar
Bajpai
Director (Airworthiness)
Date: 09-Aug-2024 17:17:40

	CAPABILITY LIST		AIESL CAP/01		
	INSTRUMENTS OVERHAUL DIVISION		Part 3		Section 3.1
			Issue 2	Rev 5	Apr 2024


SR NO	NOMENCLATURE	PART NUMBER	ATA CODE	VENDOR	LEVEL OF MAINT	RATING	REMARKS
138.	BRAKE TEMP. COMP. MODULE	4305890060	32-46-31	MESSIER BUGATTI	3	C14	GROUP 27
139.	BRAKE TEMP. SENSOR	4305990091	32-46-32	MESSIER BUGATTI	1	C14	GROUP 27
140.	FLIGHT MANAGEMENT COMPUTER (FMC)	176200-01-01	34-61-15	GE AVIATION /SMITH	2	C3	GROUP 25
141.	LCD CDU	174101-XX-XX	34-61-14	GE AVIATION /SMITH	2	C3	GROUP 25
142.	STBY ADM	C17001BAXX	34-21-15	THALES	2	C3	GROUP 25
143.	PRIMARY FLIGHT CONTROL UNIT (PFC)	49-177-XX	27-06-21	BAE SYSTEMS	1	C8	GROUP 24
144.	FUEL QUANTITY PROCESSOR UNIT (FQPU)	0330KPU0X, 0335KPU0X	28-47-69	GE AVIATION /SMITH	1	C9	GROUP 27
145.	AIRBORNE PRINTER	C12349AD03 /AC02	31-33-01	THALES	2	C13	GROUP 23
146.	WARNING ELECTRONICS UNIT (WEU)	285W0015-XXX	31-51-43	BAE SYSTEMS	1	C13	GROUP 26
147.	ENGINE ACCESSORY UNIT (EAU)	285A1300-1	77-09-11	BAE SYSTEMS	1	C7	GROUP 28
148.	DISPLAY ELECTRONIC UNIT (DEU)	4081600-930	31-61-27	HONEYWELL	1	C13	GROUP 26
149.	DISPLAY UNIT (DU)	4073610-902 -912, 4086850-921/-922/-923/- 924 4082170-901/-911/-912 4087440-927	31-61-26 31-61-54 31-61-30 31-61-55 31-61-82	Signature valid  Signed by: Manoj Kumar Bajpai Director (Airworthiness) Date: 09-Aug-2024 17:17:40 HONEYWELL	1	C13	GROUP 26

	CAPABILITY LIST		AIESL CAP/01		
			Part 3		Section 3.1
	INSTRUMENTS OVERHAUL DIVISION		Issue 2	Rev 5	Apr 2024

SR NO	NOMENCLATURE	PART NUMBER	ATA CODE	VENDOR	LEVEL OF MAINT	RATING	REMARKS
		409100-931/-932/-933/-934					
150.	DISPLAY UNIT (DU)	4073610-901/-911 4073610-905/-906/-915/-916	31-61-04 31-61-46	HONEYWELL	1	C13	GROUP 26
151.	VIDEO DISPLAY UNIT	4073610-903	31-61-46	HONEYWELL	1	C13	GROUP 26
152.	VIDEO DISPLAY UNIT	4091900-933 / -934	31-61-82	HONEYWELL	1	C13	GROUP 26
153.	INTEGRATED STANDBY FLIGHT DISPLAY (ISFD)	C16221KA02, C16221LA03, C16221MA01, C16221QA01	34-22-45	THALES	2	C3	GROUP 25
154.	PRINTED WIRING ASSY, PREREGULATOR	285W0038-SERIES	31-09-02	BAE SYSTEMS	1	C13	GROUP 26
155.	HYDRAULIC INTERFACE MODULE ASSY. (HYDIM)	285W0017-101/- 101 MOD A/-102/-104	29-11-02	BAE SYSTEMS	1	C12	GROUP 27
156.	LINEAR/MONITOR POWER SUPPLY PCB ASSY. (LMC)	285W0037-101/ 101 MOD A / 101MOD AB	31-09-01	BAE SYSTEMS	1	C13	GROUP 26
157.	PRESSURE SWITCH	1225P6-2	29-20-62	ATC SPACE CONTROLS	3	C12	GROUP 27
158.	RTD TEMPERATURE SENSOR	810234-1/ -2/ -3	21-63-06	BAE SYSTEMS	1	C1	GROUP 28
159.	FLAP SKEW SENSOR	9000421-2/ -3	27-59-01	HONEYWELL	3	C8	GROUP 24


Signature valid

Signed by: Manoj Kumar Bajpai
Director (Airworthiness)
Date: 09-Aug-2024 17:17:40

	CAPABILITY LIST				AIESL CAP/01		
	INSTRUMENTS OVERHAUL DIVISION				Part 3		Section 3.1
					Issue 2	Rev 5	Apr 2024

SR NO	NOMENCLATURE	PART NUMBER	ATA CODE	VENDOR	LEVEL OF MAINT	RATING	REMARKS
160.	OIL LEVEL SENSOR	8TJ146CFA1 (340-402-801-0)	79-31-24	AMETEK	3	C7	GROUP 28
161.	TOTAL TEMP SENSOR	102LJ2AG, 102LA2AG	34-18-61	ROSEMOUNT	1	C3	GROUP 14,25
162.	CABIN ALT DIF PR INDICATOR	AW2835ABXX	21-30-01	AMETEK	3	C1	GROUP 28
163.	REGULATOR ASSY & COUPLING	803127-XX, 803163-XX, 804182-XX	35-12-03	SCOTT	3	C15	GROUP 22
164.	FULLFACE MASK ASSY	174692N7	35-11-23	B/E AEROSPACE	3	C15	GROUP 22
165.	TANK UNIT	20200-0XXX	28-41-76	BFGOODRICH AEROSPACE	1	C9	GROUP 27
166.	NGS THERMAL SWITCH	5849539-1, -2	47-43-02	HONEYWELL	1	C9	GROUP 22
167.	TEMPERATURE TRANSDUCER	72GP39-4, 72GP39-5	29-32-02	ROSEMOUNT AEROSPACE	2	C12	GROUP 27
168.	OXYGEN HAND VALVE ASSY.	B42085-1	35-20-02	COBHAM	3	C15	GROUP 22
169.	VOLTAGE AVERAGING MODULE	2165-7	35-21-14	ANALOGIC CORP.	3	C15	GROUP 22
170.	OXYGEN GENRATOR	E72220-XXX	35-21-50	DRAGER	1	C15	GROUP 22
171.	N2 DIFF PRESSURE SWITCH	2040061-XXX	47-30-01	PARKER	2	C9	GROUP 22


Signature valid
Signed by: Manoj Kumar
Bajpai
Director (Airworthiness)
Date: 09-Aug-2024 17:17:40

	CAPABILITY LIST				AIESL CAP/01		
	INSTRUMENTS OVERHAUL DIVISION				Part 3		Section 3.1
					Issue 2	Rev 5	Apr 2024

SR NO	NOMENCLATURE	PART NUMBER	ATA CODE	VENDOR	LEVEL OF MAINT	RATING	REMARKS
172.	COMPENSATOR UNIT	20202-01	28-41-75	SIMMONDS PRECISION	2	C9	GROUP 27
173.	STOWAGE BOX	118736-XX	35-10-85	B/E AEROSPACE	2	C15	GROUP 22
174.	EMERGENCY EVACUATION PANEL	G6031-05	25-60-05	GABLES ENGINEERING	3	C6	GROUP 28
175.	ARINC SIGNAL GATEWAY (ASG)	285W0020-101, -101MOD A, -103, -104	31-09-05	BAE SYSTEMS	1	C13	GROUP 26
176.	OXYGEN BOTTLE VALVE ASSY.	804216-01	35-22-01	AVOX SYSTEMS INC.	3	C15	GROUP 22
177.	BREATHING TEMPERATURE BLUB	1122131	DS #2252	LEWIS ENG.CO.	1	C7	GROUP 14
178.	WATER QTY. INDICATOR	10486N01Y00	38-14-07	AMETEK	2	C6	GROUP 28
179.	TEMPERATURE TRANSDUCER (RTD'S)	1122696, 56B17E, 56B3A11, 56B32K, 3100072, 3199958, 3100013, 3100130	77-21-51	LEWIS ENG.CO.	1	C7	GROUP 28
180.	PRESSURE SENSOR	1151072-1 SERIES, 1151072-2 SERIES	36-11-16	HONEYWELL	1	C17	GROUP 27
181.	OXYGEN MASK ASSY.	174095-XX SERIES, 174097-XX SERIES	35-24-04	B/E AEROSPACE	2	C15	GROUP 22

Signature valid


Signed by: Manoj Kumar Bajpai
Director (Airworthiness)
Date: 09-Aug-2024 17:17:40

	CAPABILITY LIST		AIESL CAP/01		
			Part 3		Section 3.1
	INSTRUMENTS OVERHAUL DIVISION		Issue 2	Rev 5	Apr 2024

SR NO	NOMENCLATURE	PART NUMBER	ATA CODE	VENDOR	LEVEL OF MAINT	RATING	REMARKS
182.	BRAKE TEMPERATURE SENSOR	3100152 (S283T015-1)	32-46-12	LEWIS ENGG	1	C14	GROUP 27
183.	OIL PRESSURE SENSOR	330-009-201-0 (APTE-7B-1500-7BARD) 350-711-901-0	79-32-11	KULITE SEMICONDUCTOR PRODUCTS INC.	1	C7	GROUP 28
184.	EICAS DISPLAY SELECT PANEL	4073870-901, -902	31-61-08	HONEYWELL	2	C13	GROUP 26
185.	CENTER OXYGEN BOX	417U3060-XXXXX	35-21-14	BOEING	2	C15	GROUP 02
186.	OUTBOARD OXYGEN BOX	417U3065-XXXXX	35-21-24	BOEING	2	C15	GROUP 02
187.	ATTENDENT OXYGEN BOX	417U3081-XXXX	35-21-44	BOEING	2	C15	GROUP 02
188.	TEMPERATURE BULB	56B19E	29-31-48	LEWIS ENGG	1	C12	GROUP 14
189.	TEMPERATURE BULB	54B SERIES, 56B SERIES, 57B SERIES	DS 585, DS 681, DS 691, DS 2324, DS 5820	LEWIS ENGG	1	C1/C7	GROUP 14
190.	TEMPERATURE BULB	56B24	21-62-01	LEWIS ENGG	1	C1	GROUP 16
191.	TEMPERATURE BULB	64665-500-1	29-11-17	LUCAS AIR EQUIPMENT	1	C12	GROUP 16
192.	FLOOD AND PANEL LIGHTING MODULE ASSY.	69-76435-5, -305	33-11-07	BAE SYSTEMS	2	C5	GROUP 26
193.	DIFFERENTIAL PR SENSOR	75D112	ATP	CUSTOM CONTROL SENSOR	1	C1	GROUP 14

Signature valid


Signed by: Manoj Kumar Bajpai
Director (Airworthiness)
Date: 09-Aug-2024 17:17:40

	CAPABILITY LIST		AIESL CAP/01		
			Part 3		Section 3.1
	INSTRUMENTS OVERHAUL DIVISION		Issue 2	Rev 5	Apr 2024


SR NO	NOMENCLATURE	PART NUMBER	ATA CODE	VENDOR	LEVEL OF MAINT	RATING	REMARKS
194.	HYDRAULIC PR.SWITCH	90G223	29-12-07	CUSTOM COMPONENTS SWITCHES INC.	2	C12	GROUP 14, 27
195.	AIR DATA MODULE	C17001CA01	34-21-20	THALES	2	C3	GROUP 25
196.	TRANSMITTER CONTROL SURFACE POSITION	H509B	27-01-06	NOVATRONICS	2	C8	GROUP 14
197.	TEMPERATURE BULB	MS28034-1, -2, -3	79-30-17	LEWIS ENGG	1	C7	GROUP 28
198.	STDBY AIRSPEED INDICATOR	A3615710067	34-13-03	KOLLSMAN	3	C3	GROUP 14
199.	SOURCE SELECT VALVE	V14100-55,	34-11-02	VALCOR.	3	C3	GROUP 14
200.	TEMPERATURE SENSOR	0301KLS01	28-47-59	SMITHS	1	C9	GROUP 14
201.	PRESSURE SWITCH	1G390	ATP	CUSTOM COMPONENT SWITCHS INC.	1	C6	GROUP 14
202.	PRESSURE SWITCH	1G409	FSCM NO 09049	CUSTOM COMPONENT SWITCHS INC.	1	C6	GROUP 14
203.	ALTITUDE SWITCH	214C40-1-XXX	34-11-01	EATON	1	C3	GROUP 14
204.	PRESSURE SWITCH	21C1-3-X	28-42-01	EATON	1	C9	GROUP 27
205.	PRESSURE GAUGE	700129-006	25-60-11	BFGOODRICH	1	C6	GROUP 14
206.	PRESSURE GAUGE	700129-008	25-60-08	GOODRICH CO.	1	C6	GROUP 16
207.	PRESSURE GAUGE	700129-015	25-65-11	BFGOODRICH	1	C6	GROUP 28

Signature valid

Signed by: Manoj Kumar
Bajpai
Director (Airworthiness)
Date: 09-Aug-2024 17:17:40

	CAPABILITY LIST				AIESL CAP/01		
	INSTRUMENTS OVERHAUL DIVISION				Part 3		Section 3.1
					Issue 2	Rev 5	Apr 2024


SR NO	NOMENCLATURE	PART NUMBER	ATA CODE	VENDOR	LEVEL OF MAINT	RATING	REMARKS
208.	ACCELEROMETER	9000003-3	27-21-01	ALLIED SIGNAL	1	C8	GROUP 24
209.	LOW DUCT PR. TRANSMITTER	04390, 61001	21-54-01	COMPUTER INSTRUMENTS COR.	2	C1	GROUP 14
210.	FUEL QUANTITY INDICATOR	10037-0750	28-41-74	GOODRICH	1	C9	GROUP 27
211.	CONTINUOUS LEVEL SENSOR	1721F4	38-30-34	ROSEMOUNT AEROSPACE INC.	1	C6	GROUP 28
212.	PRESSURE SWITCH	21SN41-42, 21SN41-52, 21SN41-84	80-21-03	EATON PRESSURE SENSOR DIV.	2	C7	GROUP 28
213.	HUBCAP ASSEMBLY- MAIN LANDING GEAR WHEEL	294W5140-15	32-11-08	BOEING-CRANE	2	C14	GROUP 27
214.	HUBCAP ASSEMBLY-NOSE LANDING GEAR WHEEL	294W5240-15	32-21-08	BOEING-CRANE	2	C14	GROUP 27
215.	BRAKE TEMPERATURE. CONTROL MODULE	83-103-01	32-46-01	CRANE/ELDEC CORPORATION	1	C14	GROUP 27
216.	PRESSURE SWITCH	90G236	32-42-01	CUSTOM CONTROL SENSOR INC.	2	C14	GROUP 14
217.	PC CARD QUICK ACCESS RECORDER	D52000-63000, D52000-64000	31-34-24	PRINCE & GILES	2	C13	GROUP 23
218.	CABIN RATE OF CLIMB INDICATOR	WL501RC1, WL502RC1, WL503RC1	34-10-87	Signed by: Manoj Kumar Bajpai Director (Airworthiness) Date: 09-Aug-2024 SMITH	1	C3	GROUP 25
219.	PASSENGER SERVICE UNIT ASSY.	417N3011-XXXX	25-23-38	BOEING	2	C6	GROUP 22

	CAPABILITY LIST				AIESL CAP/01		
	INSTRUMENTS OVERHAUL DIVISION				Part 3		Section 3.1
					Issue 2	Rev 5	Apr 2024

SR NO	NOMENCLATURE	PART NUMBER	ATA CODE	VENDOR	LEVEL OF MAINT	RATING	REMARKS
220.	LOGIC CONTROL MODULE	1742F5,1742F6	38-30-35	ROSEMOUNT AEROSPACE INC.	2	C6	GROUP 28
221.	LOGIC CONTROL MODULE	1742F9	38-30-37	ROSEMOUNT AEROSPACE INC.	2	C6	GROUP 28
222.	TIRE PRESSURE SENSOR	2-8331-2	32-49-07	CRANE-ELDEC	1	C14	GROUP 29
223.	MAGNET RING ASSY. AND LOOP LINK ASSY.	6-0488-2, 6-0487-1, 6-0489-1	32-42-07	CRANE	1	C14	GROUP 29
224.	LEFT CDS DISPLAY CONTROL PANEL ASSY, P1-3	233A2221-XX	31-11-30	BAE SYSTEMS	2	C13	GROUP 23
225.	RIGHT CDS DISPLAY CONTROL PANEL ASSY, P3-1	233A2222-XX	31-11-59	BAE SYSTEMS	2	C13	GROUP 23
226.	AURAL WARNING MODULE ASSY.	69-78214-1, -3, -4.	31-26-20	BAE SYSTEMS	3	C13	GROUP 23
227.	DISPLAY SELECT MODULE ASSY.	233A3206-1, -2, -3.	31-11-29	BAE SYSTEMS	2	C13	GROUP 23
228.	DISPLAY UNIT	4086850-921, -922, -923, - 924.	31-61-54	HONEYWELL	2 (Limited)	C13	GROUP 26
229.	PHASE III DISPLAY UNIT	4091900-931, -932, -933, - 934.	31-61-82	HONEYWELL	2	C13	GROUP 26
230.	DISPLAY ELECTRONICS UNIT	4081600-930	31-61-27	HONEYWELL	2	C13	GROUP 26
231.	FUEL QTY PROCESSOR UNIT	0330KPU01 0330KPU02	28-47-69	GE AVIATION	2	C9	GROUP 27
232.	OXYGEN REGULATOR VALVE ASSY.	806575-01, -02	35-35-53	AVOX SYSTEMS	3	C15	GROUP 22

Signature valid


Signed by: Manoj Kumar
Bajpai
Director (Airworthiness)
Date: 09-Aug-2024 17:17:40

	CAPABILITY LIST				AIESL CAP/01		
	INSTRUMENTS OVERHAUL DIVISION				Part 3		Section 3.1
					Issue 2	Rev 5	Apr 2024


SR NO	NOMENCLATURE	PART NUMBER	ATA CODE	VENDOR	LEVEL OF MAINT	RATING	REMARKS
233.	SWITCH GAUGE PRESSURE	90G0237	29-30-11	CUSTOM CONTROL SENSOR INC.	2	C12	GROUP 14
234.	CORE PROCESSORE / STANDARD MODULE ASSY.	4089300-901	31-41-55	HONEYWELL	2	C13	GROUP 23
235.	POWER CONDITIONING MODULE ASSY.	4089350-901	31-41-59	HONEYWELL	2	C13	GROUP 23
236.	CORE PROCESSORE / GRAPHICS GENERATOR MODULE ASSY.	4089400-901	31-41-56	HONEYWELL	2	C13	GROUP 23
237.	CORE PROCESSORE / COMMUNICATIONS MODULE ASSY.	4089450-901	31-41-57	HONEYWELL	2	C13	GROUP 23
238.	CORE PROCESSORE / INPUT OUTPUT MODULE ASSY.	4089500-901	31-41-58	HONEYWELL	2	C13	GROUP 23
239.	CENTER OXYGEN BOX ASSY.	418W1010- SERIES 418W2010- SERIES	35-21-07	BOEING	3	C15	GROUP 22
240.	OUTBOARD OXYGEN BOX ASSY.	418W1015- SERIES	35-21-08	BOEING	3	C15	GROUP 22
241.	OXYGEN PRESSURE REGULATOR	4441093-001	35-14-04	B/E AEROSPACE	3	C15	GROUP 22
242.	SOLID STATE FLIGHT DATA RECORDER	980-4750-00X	31-30-47	HONEYWELL INC.	2	C13	GROUP 23
243.	UNDERWATER ACOUSTIC BEACON	DK100, DK120, DK130, DK140, DK120/90	03-TM-0037 03-TM-0063	DUKANE SEACOM, INC.	2	C13	GROUP 23

Signature valid


Signed by: Manoj Kumar Bajpai
Director (Airworthiness)
Date: 09-Aug-2024 17:17:40

	CAPABILITY LIST		AIESL CAP/01		
			Part 3		Section 3.1
	INSTRUMENTS OVERHAUL DIVISION		Issue 2	Rev 5	Apr 2024

SR.NO.	NOMENCLATURE	PART NUMBER	ATA CODE	VENDOR	LEVEL OF MAINT	RATING	REMARKS
244.	CONTROL DISPLAY UNIT	4088240-901	34-61-76	HONEYWELL	2	C3	GROUP 25
245.	OXYGEN VALVE ASSEMBLY	B42085-4	35-12-06	COBHAM	3	C15	GROUP 22
246.	OXYGEN PRESSURE REGULATOR	172234-01	35-22-10	B/E AEROSPACE	3	C15	GROUP 22
247.	OXYGEN PRESSURE REGULATR	4441292-000	35-14-06	B/E AEROSPACE	3	C15	GROUP 22
248.	CLOCK/MIC CAPTAIN CONTROL PANEL ASSY.	413900-001	31-61-03	KORRY	2	C13	GROUP 29
249.	CLOCK/MIC FIRST OFFICER CONTROL PANEL ASSY.	414000-001	31-61-04	EASTERLINE	2	C13	GROUP 29
250.	OXYGEN BOX ASSEMBLY	4570002-SERIES	25-23-64	B/E AEROSPACE	2	C6	GROUP 29
251.	OXYGEN PANEL ASSEMBLY	4572000-SERIES, 4572101-SERIES, 4572102-SERIES, 4572103-SERIES, 4572104-SERIES.	25-23-59	B/E AEROSPACE	2	C6	GROUP 29
252.	OXYGEN PANEL ASSEMBLY	4572000-SERIES, 4572101-SERIES, 4572102-SERIES, 4572103-SERIES, 4572104-SERIES, 4572105-SERIES, 4572130-SERIES, 4572131-SERIES, 4572132-SERIES.	25-23-46	<p>Signature valid</p> <p>Signed by: Manoj Kumar Bajpai Director (Airworthiness) Date: 09-Aug-2024 17:17:40</p>	2	C6	GROUP 29

	CAPABILITY LIST				AIESL CAP/01		
	INSTRUMENTS OVERHAUL DIVISION				Part 3		Section 3.1
					Issue 2	Rev 5	Apr 2024


SR.NO.	NOMENCLATURE	PART NUMBER	ATA CODE	VENDOR	LEVEL OF MAINT	RATING	REMARKS
253.	OXYGEN PANEL ASSEMBLY	4572171-SERIES 4572172-SERIES	25-23-61	B/E AEROSPACE	2	C6	GROUP 29
254.	RUDDER TRIM INDICATOR ASSEMBLY	10166N01N00	27-21-03	AMETEK	2	C8	GROUP 24
255.	FUEL HEIGHT SENSOR	20301-0XXX	28-41-32	SIMMONDS PRECISION PRODUCTS INC.	1	C9	GROUP 29
256.	ANTISKID/AUTOBRAKE CONTROL UNIT (AACU)	42-935, 42-935-2	32-43-65	CRANE AEROSPACE & ELECTRONICS	2	C14	GROUP 27
257.	HIGH PRESSURE TRANSDUCER	970294-7	29-13-29	AMETEK	1	C12	GROUP 29
258.	BODY AND GAGE ASSEMBLY	807206-01	35-18-35	AVOX SYSTEMS INC	3	C15	GROUP 22
259.	AIR DATA PITOT PROBE	0851JW1, 0851JW2	34-11-20	UTC AEROSPACE INC.	1	C3	GROUP 29
260.	OXYGEN FILLER VALVE	2279-003-1	35-09-01	COBHAM	3	C15	GROUP 22
261.	OIL LEVEL & TEMPERATURE SENSOR	8TJ146CGB1, 8TJ146CGC1, 8TJ146CGD1	79-31-41	AMETEK	1	C7	GROUP 28
262.	MASTER WARNING-CAPTAIN CONTROL PANEL ASSEMBLY	413300-001 (S633Z001-430)	31-51-01	Signature valid Signed by: Manoj Kumar Bajpai Director (Airworthiness) Date: 09-Aug-2024 17:17:40 KORRY	2	C13	GROUP 29
263.	MASTER WARNING- FIRST OFFICER CONTROL PANEL ASSEMBLY	413400-001 (S633Z001-440)	31-51-02		2	C13	GROUP 29

	CAPABILITY LIST				AIESL CAP/01		
	INSTRUMENTS OVERHAUL DIVISION				Part 3		Section 3.1
					Issue 2	Rev 5	Apr 2024

SR.NO	NOMENCLATURE	PART NUMBER	ATA CODE	VENDOR	LEVEL OF MAINT	RATING	REMARKS
264.	OXYGEN PANEL ASSEMBLY	4572000-XXX-0C0, 4572103-XXX-0C0, 4572105-XXX-0C0	25-23-48	B/E AEROSPACE	2	C6	GROUP 29
265.	OXYGEN BOX ASSEMBLY	4570002-XXX-0C0	25-23-45	B/E AEROSPACE	2	C6	GROUP 29
266.	FLIGHT CREW MASK STOWAGE	MXP806-4, -5	35-13-44	ZODIAC AEROTECHNICS	2	C15	GROUP 22
267.	FLIGHT CREW MASK STOWAGE	MXP806-6, -7	35-18-06	ZODIAC AEROSPACE	2	C15	GROUP 22
268.	CAPTAIN'S DISPLAY SWITCHING MODULE ASSEMBLY, M31001	233W2202-1, -3	31-41-43	BAE SYSTEMS	2	C13	GROUP 23
269.	SOURCE SELECT-FIRST OFFICER CONTROL PANEL ASSEMBLY	413200-SERIES (S633Z001-XXX)	31-61-02	KORRY	2	C13	GROUP 29
270.	FLIGHT DECK DOOR CONTROL PANEL ASSEMBLY	412100-001 (S633Z001-330)	52-51-01	KORRY	2	C4	GROUP 29
271.	MAP LIGHT 2nd OBS MODULE ASSEMBLY,M33417	233W7206-X	33-13-13	BAE SYSTEMS	2	C5	GROUP 26
272.	OXYGEN PANEL ASSEMBLY	4572133-SERIES, 4572134-SERIES, 4572135-SERIES	25-23-49	B/E AEROSPACE	2	C6	GROUP 29
273.	CREW REST OXYGEN BOX OXYGEN PANEL ASSEMBLY	4573001-SERIES	25-23-16	B/E AEROSPACE	2	C6	GROUP 29

Signature valid


Signed by: Manoj Kumar
Bajpai
Director (Airworthiness)
Date: 09-Aug-2024 17:17:40

	CAPABILITY LIST		AIESL CAP/01		
	INSTRUMENTS OVERHAUL DIVISION		Part 3		Section 3.1
			Issue 2	Rev 5	Apr 2024

SR.NO	NOMENCLATURE	PART NUMBER	ATA CODE	VENDOR	LEVEL OF MAINT	RATING	REMARKS
274.	OXYGEN PANEL ASSEMBLY	4572170-SERIES, 4572171-SERIES, 4572172-SERIES, 4572180-SERIES, 4572185-SERIES	25-23-62	B/E AEROSPACE	2	C6	GROUP 29
275.	OXYGEN PANEL ASSEMBLY	4572171-SERIES, 4572172-SERIES, 4572180-SERIES	25-23-51	B/E AEROSPACE	2	C6	GROUP 29
276.	OXYGEN PANEL ASSEMBLY	4572000-SERIES, 4572103-SERIES, 4572105-SERIES	25-23-60	B/E AEROSPACE	2	C6	GROUP 29
277.	OXYGEN PANEL ASSEMBLY	4572170-SERIES, 4572175-SERIES, 4572180-SERIES, 4572185-SERIES	25-23-55	B/E AEROSPACE	2	C6	GROUP 29
278.	OXYGEN PANEL ASSEMBLY	4572000-SERIES, 4572101-SERIES, 4572102-SERIES, 4572103-SERIES, 4572104-SERIES, 4572105-SERIES, 4572130-SERIES, 4572131-SERIES, 4572132-SERIES	25-23-38	B/E AEROSPACE	2	C6	GROUP 29

Signature valid

Signed by: Manoj Kumar Bajpai
Director (Airworthiness)
Date: 09-Aug-2024 17:17:40

	CAPABILITY LIST		AIESL CAP/01		
	INSTRUMENTS OVERHAUL DIVISION		Part 3		Section 3.1
			Issue 2	Rev 6	Jun 2024

SR.NO	NOMENCLATURE	PART NUMBER	ATA CODE	VENDOR	LEVEL OF MAINT	RATING	REMARKS
279.	WINDOW HEAT/EMERGENCY LIGHTS MODULE ASSEMBLY, M30001	233W3211-SERIES	30-41-13	BAE SYSTEMS	2	C18	GROUP 24
280.	AFDC-770 AUTOPILOT FLIGHT DIRECTOR COMPUTER	822-0006-103,-104	22-12-70	ROCKWELL COLLINS	2	C2	GROUP 24
281.	AFDC-770 AUTOPILOT FLIGHT DIRECTOR COMPUTER (-105)	822-0006-105	22-12-72	ROCKWELL COLLINS	2	C2	GROUP 24
282.	TEMPERATURE SENSOR	763A0000-02,763A0000-03	21-52-18	LIEBHERR	1	C1	AIRBUS A320 FAMILY
283.	TEMPERATURE SENSOR	764A0000 – 02,764A0000 – 03, 764B0000–01, 764B0000-02	21-52-22	LIEBHERR	1	C1	AIRBUS A320 FAMILY
284.	TEMPERATURE SENSOR	772A0000-01,772A0000-02	21-63-08	LIEBHERR	1	C1	AIRBUS A320 FAMILY
285.	TEMPERATURE SENSOR	9105A0001-01, 9105A0005-01, 9105A0005-02	21-53-11	SAFRAN AEROTECHNICS	1	C1	AIRBUS A320 FAMILY
286.	PITOT TUBE	0851HL	34-11-09	UTC AEROSPACE SYSTEM	1	C3	AIRBUS A320 FAMILY
287.	FLIGHT CREW MASK STOWAGE	MXP801-11	35-13-44	SAFRAN	2	C15	AIRBUS A320 FAMILY

Signature
Director (Aviation)
Date: 09-Aug-2024 17:17:40




CAPABILITY LIST

Part 4

ACCESSORY OVERHAUL DIVISION


Mumbai Base, Mumbai Airport (OAP), Mumbai, Maharashtra, India, 400029

Signature valid
09-Aug-2024 17:17:40
for (Address)
by: Harsh Kumar


	CAPABILITY LIST		AIESL CAP/01		
			Part 4		Section 4.1
	ACCESSORY OVERHAUL DIVISION (FUEL)		Issue 2	Rev 0	Dec 2020

4.1 ACCESSORY OVERHAUL - FUEL

SR NO	NOMENCLATURE	PART NUMBER	ATA CODE	VENDOR	LEVEL OF MAINT	RATING	REMARKS
1	MANIFOLD ASSY.	0111153-XXX	29-20-03	ARKWIN	3	C12	GROUP17D
2	FLOW DIV & DUMP VALVE	26030	49-31-18	LUCAS AEROSPACE	3	C7	GROUP16D
3	FLOW DIV & DUMP VALVE	26375-X/3912042-01	49-31-19	GOODRICH	3	C7	GROUP16D
4	LUBE PUMP	3880190-XX	49-91-41	AERO CONTROLEX	3	C7	GROUP16C
5	FUEL/OIL COOLER	47111-12XX	79-21-15	SERK AVIATION	3	C7	GROUP17D
6	FUEL INJ.(ENG)	50J463/50J463-001	73-11-11	PRATT & WHITNEY	3	C7	GROUP15D
7	FUEL INJ.(ENG)	50J482/50J482-001	73-11-11	PRATT & WHITNEY	3	C7	GROUP15D
8	FUEL INJECTOR	55138, 55781	49-30-01	DELVAN INC.	2	C7	GROUP16D
9	FUEL INJECTOR	55139, 55783	49-30-02	DELVAN INC.	2	C7	GROUP16D
10	TCC VALVE ACT.	5830201-XXX	75-24-14	PARKER HENIFIN	3	C7	GROUP18D
11	FUEL PUMP (APU-PW901)	715201-X	49-30-01	AGRO TECH	3	C7	GROUP16D
12	FUEL PUMP (ENG)	722101-XX	73-11-04	AGRO TECH	3	C7	GROUP15D
13	VALVE FMU BYPAS	776950-X	73-21-58	HAMILTON STD.	3	C7	GROUP15D
14	VALVE FUEL DIST.	788366-X	73-11-08	HAMILTON STD.	3	C7	GROUP15D
15	HT.EX. VALVE ENG.	788399-X	75-24-18	HAMILTON STD.	3	C7	GROUP18D
16	HT EX VALVE IDG	798850-X	75-24-20	HAMILTON STD.	3	C7	GROUP18D
17	I.G.V.ACTUATOR	800953-X	49-51-25	HAMILTON STD.	3	C7	GROUP16D
18	DIV CONT.UNIT	800954-X	49-51-23	HAMILTON STD.	3	C7	GROUP16D
19	F.M.U. (ENG)	801000-X	73-21-64	HAMILTON STD.	3	C7	GROUP15D

	CAPABILITY LIST		AIESL CAP/01		
			Part 4		Section 4.1
	ACCESSORY OVERHAUL DIVISION (FUEL)		Issue 2	Rev 0	Dec 2020


SR NO	NOMENCLATURE	PART NUMBER	ATA CODE	VENDOR	LEVEL OF MAINT	RATING	REMARKS
20	F.M.U. (APU)	801053-X	49-31-04	HAMILTON STD.	3	C7	GROUP16D
21	COMP STAT.ACT.	806808-X	75-31-33	HAMILTON STD.	3	C7	GROUP18D
22	2.5 BLEED ACT.	808726-X	75-31-34	HAMILTON STD.	3	C7	GROUP18D
23	VALVE FMU BYPAS	813520-X	73-21-58	HAMILTON STD.	3	C7	GROUP15D
24	COMP STAT.ACT.	813664-X	75-31-33	HAMILTON STD.	3	C7	GROUP18D
25	2.5 BLEED ACT.	814890-X	75-31-34	HAMILTON STD.	3	C7	GROUP18D
26	COMP STAT.ACT.	819802-1	75-31-33	HAMILTON STD.	3	C7	GROUP18D
27	FUEL PUMP (ENG.)	825501-XX	73-11-04	AGRO TECH	3	C7	GROUP15D
28	I.G.V.ACTUATOR	A64138-X	49-50-01	MOOG	3	C7	GROUP16D
29	OIL COOLER (APU)	D2045-300A	49-90-02	HS MARSTON AEROSPACE LTD	2	C7	GROUP16D
30	NOZZLE ASSMBLY	511865-1 /3830416-1	49-30-01	TURBINE FUEL TECHNOLOGY	1	C7	GROUP32E
31	FUEL NOZZLE ASSMBLY	6840023M1	73-11-42	PARKER	1	C7	GROUP31F
32	FLOWDIVIDER	3883830-1	49-26-85	HONEYWELL	1	C7	GROUP32E
33	FUEL NOZZLE ASSMBLY	6840023E16	73-11-42	PARKER	1	C7	GROUP31E
34	FUEL NOZZLE ASSMBLY	6840023E18	73-11-42	PARKER	1	C7	GROUP31F
35	FLOW DIVIDER	3883830-1	49-26-85	HONEYWELL	1	C7	GROUP15E
36	FUEL PUMP	828300-X	73-11-15	ARCOTEC	2	C7	GROUP31E

	CAPABILITY LIST				AIESL CAP/01		
	ACCESSORY OVERHAUL DIVISION (FUEL)				Part 4		Section 4.1
					Issue 2	Rev 4	Aug 2023


SR NO	NOMENCLATURE	PART NUMBER	ATA CODE	VENDOR	LEVEL OF MAINT	RATING	REMARKS
37	FUEL NOZZLE FILTER	FA00631B , FA00631C	73-11-45	SOFRANCE SA	3	C7	GROUP31E
38	SERVO FUEL HEATER	45731-1381	73-11-24	SERCK AVIATION	2	C7	GROUP31E
39	SERVO FUEL HEATER	45731-1382/1383	73-11-77	SERCK AVIATION	2	C7	GROUP31E
40	IDG OIL COOLER	45731-1391	73-11-64	SERCK AVIATION	2	C7	GROUP31E
41	IDG OIL COOLER	45731-1392/1393	73-11-65	SERCK AVIATION	3	C7	GROUP31E
42	SCAVENGE OIL FILTER	41F9002/9003	79-21-42	TECHSPACE AERO	2	C7	GROUP33E
43	TEMPERATURE CONTROL VALVE	160550-1	49-94-30	HONEYWELL	2	C7	GROUP32E
44	STATIC ANTI LEAK VALVE	40F0001, 40F0002	79-21-44	TECHSPACE AERO	3	C7	GROUP33F
45	FUEL SOLENOID VALVE	692546-4	49-26-85	HONEYWELL	1	C7	GROUP32E
46	FUEL OIL HEAT EXCHANGER	UA541464-5/6/7	24-11-04	TRIUMPH THERMAL SYSTEM INC	1	C7	GROUP33F
47	VSCF/LUBE OIL/OIL COOLER INTERFACE	UA541463-4	24-25-01	TRIUMPH THERMAL SYSTEM INC	1	C7	GROUP33F
48	IDG VSCF/VSCF /AIR/OIL COOLER INTER FACE	UA544011-02 /UA541462-7/8/9	24-11-03	TRIUMPH THERMAL SYSTEM INC	1	C7	GROUP33F
49	OIL CLOGGING INDICATOR	340-400-402-0	79-21-44	DAI AEROSPACE	1	C7	GROUP33E
50	VBV ACTUATOR	7074-100/-200/-300/1226400	75-32-14	INTERNATIONAL	1	C7	GROUP31E
51	ACTUATOR VARIABLE STATOR	1211313-010	75-32-13	ARKWIN	3	C7	GROUP31E

	CAPABILITY LIST				AIESL CAP/01		
	ACCESSORY OVERHAUL DIVISION (FUEL)				Part 4		Section 4.1
					Issue 2	Rev 0	Dec 2020

		(1324M12P10)					
52	OIL/FUEL HEAT EXCHANGER	11-841193-2/-4	79-21-25	SECAN INTERNATIONAL	1	C7	GROUP33E
53	OIL/FUEL HEAT EXCHANGER	45332-8036	79-21-26	SERCK AVIATION	1	C7	GROUP33E
54	LUBE /SERVO FUEL/OIL COOLER	UA541461-14	79-21-03	TRIUMPH THERMALSYST.	1	C7	GROUP33F
55	OIL THERMASTATIC BYPASS VALVE	160536-1	49-94-26	ALLIED SIGNAL		C7	GROUP32F
56	STATIC ANTI LEAK VALVE	40F0001/40F0002	79-21-44	TECHSPACE AERO	1	C7	GROUP33F
57	FUEL DIFFERENTIAL PRESSURER S/W	340-402-701-0 SERIES	73-34-11	PALL AEROSPACE	1	C7	GROUP 31E
58	PRESSURE S/W	304300-2	49-90-57	ALLIED SIGNAL	1	C7	GROUP 32E
59	OIL COOLER RELIEF BYPASS VALVE	UA538551-3	24-11-05	PARKER	1	C7	GROUP 33E
60	OIL FILTER BYPASS VALVE DIFFERENTIAL PR.SWITCH	4132029-3	49-91-57	HONEYWELL	1	C7	GROUP 32F
61	GENERATOR FILTER BYPASSVALVE DIFFERENTIAL PR.SWITCH	4132030-3	49-91-57	HONEYWELL	1	C7	GROUP 32F
62	HPT ACC VALVE	5910500-106	75-24-55	PARKER	1	C7	GROUP 31F
63	VARIABLE BYPASS VALVE ACTUATOR	880400-1005,-1006/ 1962M91P03,-P04	75-32-28	PARKER	1	C7	GROUP 31 F


	CAPABILITY LIST				AIESL CAP/01		
					Part 4		Section 4.1
	ACCESSORY OVERHAUL DIVISION (FUEL)				Issue 2	Rev 4	Aug 2023

SR NO	NOMENCLATURE	PART NUMBER	ATA CODE	VENDOR	LEVEL OF MAINT	RATING	REMARKS
64	OIL COOLER	7000257H02	49-92-03	PRATT & WHITNEY	2	C7	GROUP 32G
65	AIR/OIL COOLER	160488-2	49-94-22	HONEYWELL	1	C7	GROUP 32 F
66	OIL COOLER	160564-1,-2	49-94-32	HONEYWELL	2	C7	GROUP 32 E
67	SURGE CONTROL VALVE	3291238-1,-2	49-52-31	HONEYWELL	2	C7	GROUP 32 E
68	FUEL PUMP	828300-3,-4,-5/340-402-103-0/ 340-402-104-0/ 340-402-105-0	73-11-15	ARGO TECH.	3	C7	GROUP 31 E
69	OIL/FUEL HEAT EXCHANGER	45332-8036/ 45332-8039/ 301-780-601-0/ 301-780-602-0	79-21-26	SERCK AVIATION	2	C7	GROUP 33 E
70	OIL/FUEL HEAT EXCHANGER	11-841193M1/ 11-841193-2/ 11-841193-3/11-841193-4/ 301-780-701-0/ 301-780-702-0/ 301-780-703-0/301-780-704-0	79-21-25	SECAN	2	C7	GROUP 33 E
71	SERVO ACTUATOR ASSEMBLY	B55968-1/-2/-003/-004 (3886188-1/-2/-3)	49-50-07	MOOG	2	C7	GROUP 32 E
72	DAMPER VALVE	17P67-1	79-21-21	HONEYWELL	1	C7	GROUP 17 D
73	SURGE CONTROL VALVE	3290814-2,-3,-4,-5	49-52-13	HONEYWELL	1	C7	GROUP 32 F
74	SERVO ACTUATOR ASSEMBLY	B55690-2/-3/-004/-005 (3883499-1/-2/-3)	49-50-05	MOOG	2	C7	GROUP 32 F
75	SIMPLEX FUEL INJECTOR ASSEMBLY	7000457H01	49-31-31	HAMILTON SUDSTRAND	1	C7	GROUP 32 G

	CAPABILITY LIST		AIESL CAP/01		
			Part 4		Section 4.1
	ACCESSORY OVERHAUL DIVISION (FUEL)		Issue 2	Rev 4	Aug 2023


SR NO	NOMENCLATURE	PART NUMBER	ATA CODE	VENDOR	LEVEL OF MAINT	RATING	REMARKS
76	OIL COOLER AND RELIEF BYPASS VALVE ASSEMBLY	UA538551-3	24-11-05	PARKER	2	C7	GROUP 33 E
77	FUEL FILTER CLOGGING INDICATOR	APS731500-18BARD APS73A18BARD, APS73B18BARD	73-34-13	SNECMA	1	C7	GROUP 31 E
78	FLOW DIVIDER	3883830-2	49-26-85	HONEYWELL	1	C7	GROUP 32 E
79	FUEL DIFFERENTIAL PRESSURE TRANSDUCER	508486-1	73-32-01	UNISON	1	C7	GROUP 31 G
80	OIL COOLER	7000257H03	49-92-03	PRATT & WHITNEY	2	C7	GROUP 32G
81	NOZZLE ASSEMBLY	3883453-1 (66266-1)	49-32-15	TURBINE FUEL TECHNOLOGIES GOODRICH CORPORATION	2	C7	GROUP 32F
82	STATIC ANTI LEAK VALVE	41F3003	79-21-43	CFM INTERNATIONAL	2	C7	GROUP 33E

Signature valid
 Signed by: Manoj Kumar
 Baghel
 Director (Aviation)
 Date: 09-Aug-2024 17:17:40


	CAPABILITY LIST				AIESL CAP/01		
	ACCESSORY OVERHAUL DIVISION (HYDRAULIC)				Part 4		Section 4.2
					Issue 2	Rev 0	Dec 2020

4.2 ACCESSORY OVERHAUL DIVISION- (HYDRAULIC)


SR NO	NOMENCLATURE	PART NUMBER	ATA CODE	VENDOR	LEVEL OF MAINT	RATING	REMARKS
1	DN. LK SQ. V/V.	098C-00160	32-32-05	MITSUBISHI	2	C14	GROUP 12D
2	UP. LK SQ. V/V.	098C-00210	32-32-03	MITSUBISHI	2	C14	GROUP 12D
3	ACTUATOR	106788A140/103/131/205.	24-09-01	IIT GENERAL	2	C5	GROUP 14A 14D
4	HYD.FLOW REG. V/V	11222-XXX	32-42-11	WATERMAN	2	C14	GROUP 12D
5	SWIVEL	141825-X	29-09-00	DUMANT	2	C12	GROUP 11D
6	SWIVEL ASSY.	143210, -X	29-09-10	DUMONT	2	C12	GROUP 11D
7	SWIVEL ASSY.	143415-X	29-09-20	DEUTACE	2	C12	GROUP 11A 11D
8	MOTOR ACT CAT. VLV.	148085/1558501	29-43-00	WHITTAKAR	2	C12	GROUP 11A 11D
9	STAB TRIM CONTROL MODULE	160200-XXX	27-41-08	E-SYSTEM	2	C8	GROUP 13A 13D
10	HYD. THERMAL RELIEF VLV.	1643-X	32-40-01	PNEUDRAULICS	2	C14	GROUP 12A 12D
11	RESERVOIR RELIEF VALVE (B747-400)	1800-X	29-11-30	PNEUDRAULICS	2	C12	GROUP 11D
12	T/R PR HYD.V/V.	18-2141-XX	29-30-03	ALLIED SIGNAL	2	C12	GROUP 11D 11E
13	CHECK V/V.	1C1966/968/970	29-11-52	CRISSAIR	1	C12	GROUP 11D 11F

	CAPABILITY LIST					AIESL CAP/01	
	ACCESSORY OVERHAUL DIVISION (HYDRAULIC)					Part 4	Section 4.2
						Issue 2	Rev 0 Dec 2020


SR NO	NOMENCLATURE	PART NUMBER	ATA CODE	VENDOR	LEVEL OF MAINT	RATING	REMARKS
14	T/R DIRECTIONAL CONT.V/V.	1FA0114	78-34-01	FRISY	2	C7	GROUP 14D.
15	B/G STEERING ACT.	1U1171-X	32-50-01	SMITHS	2	C14	GROUP 12A 12D
16	W/G DOOR ACT.	1U1192-XX	32-32-02	SMITHS	2	C14	GROUP 12A 12D
17	B/G DOOR ACT.	1U1193-XX	32-33-01	SMITHS	2	C14	GROUP 12A 12D
18	N/G DOOR ACT.	1U1198-XX	32-34-02	SMITHS	2	C14	GROUP 12A 12D
19	M/G LOCK ACT	1U1204-X	32-34-01	SMITHS	2	C14	GROUP 12A 12D
20	3 POSN. GRD. SPOILER VLV.	1U1261-X	27-60-01	SMITHS	2	C8	GROUP 13A 13D
21	PRESS. SYS. MOD. ASSY.	1U1301-X	29-11-01	SMITHS	2	C12	GROUP 11A 11D
22	L/G GR. SEL V/V.	1U1302-X	32-31-02	DOWTY	2	C14	GROUP 12A 12D
23	HYD. PR. SW.	211C233-175/319	29-09-01	ETON CORP.	2	C12	GROUP 11A 11D
24	HYD. PR. SW.	211C233-199/324	29-09-02	ETON CORP.	2	C12	GROUP 11A 11D
25	HYD. PR. SW.	211C233-281	DRGN.	CONDEC	2	C12	GROUP 14A 14D
26	HYD. PR. SW.	211C233-326/327	29-09-23	ETON	2	C12	GROUP 11A 11D
27	HYD.PR.S.W	212C1391-1	DRGN.	CONDEC	2	C12	GROUP 14A 14D

	CAPABILITY LIST					AIESL CAP/01	
	ACCESSORY OVERHAUL DIVISION (HYDRAULIC)					Part 4	Section 4.2
						Issue 2	Rev 0 Dec 2020


SR NO	NOMENCLATURE	PART NUMBER	ATA CODE	VENDOR	LEVEL OF MAINT	RATING	REMARKS
28	T/R ACT. ASSY.	219000-EVEN NO.	78-31-04	PARKER	2	C7	GROUP 14D
29	T/R ACT. ASSY.	219000-ODD NO.	78-31-01	PARKER	2	C7	GROUP 14D
30	O/B ELEVATOR PCU	234700-XXXX	27-30-10	PARKER	2	C8	GROUP 13A 13D
31	PARKING BR. MOD ASSY	240545-X	32-40-01	MEGGITAVIONIC	2	C14	GROUP 12A 12D
32	CARTRIDGE CHECK V/V.	2660591/2720021/2688212	29-10-08	PARKER	2	C12	GROUP 11D
33	PARKING BRK. MOD. ASSY.	2670001-X	32-44-01	CIRCLE SEALCONTROLS	2	C14	GROUP 12A 12D
34	NLG. STG. MET. VLV.	2670005MX	32-30-30	PARKER	2	C14	GROUP 12A 12D
35	L/G DOOR SAFETY MOD. ASSY.	2670112-X	32-30-28	PARKER	2	C14	GROUP 12A 12D
36	BYPASS PRESS. REGULATOR	2670169MX	32-30-26	PARKER	2	C14	GROUP 12A 12D
37	SEQUENCE VLV.DOOR OPERATED	2670288-X	32-30-20	PARKER	2	C14	GROUP 12A 12D
38	SEQUENCE VLV.GEAR OPERTE	2670296-X	32-30-27	PARKER	2	C14	GROUP 12A 12D
39	ANTISKID SHUTTLE VLV MODULE	2-7460 / 2-7461/ 2-7462	32-42-01	GE AVIATION	2	C14	GROUP 12D 27E 27F
40	PARKING BR. RRL. V/V.	274U0009-X	32-44-04	BOIENG	2	C14	GROUP 12A 12D
41	FUSE ASSY.	2-7684-XX	27-32-04	GE AVIATION	2	C8	GROUP 13D

	CAPABILITY LIST					AIESL CAP/01	
	ACCESSORY OVERHAUL DIVISION (HYDRAULIC)					Part 4	Section 4.2
						Issue 2	Rev 0 Dec 2020


SR NO	NOMENCLATURE	PART NUMBER	ATA CODE	VENDOR	LEVEL OF MAINT	RATING	REMARKS
42	CHECK V/V CARTRIDGE	2790521-XXX	29-09-14	PARKER	2	C12	GROUP 11D 29E 29F
43	CHECK V/V.	2810039-XXX	29-10-33	PARKER	2	C12	GROUP 11D
44	O/B FLT. SPOILER ACT.	29310-XX/3320550-XX	27-61-01	MOOG	2	C8	GROUP 13A 13D
45	2 POS. GRD. SPOILER ACT.	29340-3 /3320770-XX	27-62-03	MOOG	2	C8	GROUP 13D
46	CHECK V/V	2C9246-X	27-30-01	CRISSAIR	1	C8	GROUP 13A 13D
47	CHECK V/V	2C9342-X	32-20-07	CRISSAIR	1	C14	GROUP 12A 12D
48	CHECK V/V	2C9344-X	32-10-06	CRISSAIR	1	C14	GROUP 12A 12D
49	CHECK V/V	2C9482-X	32-50-01	CRISSAIR	1	C14	GROUP 12A 12D
50	CHECK V/V	2C9710/12	29-11-01	CRISSAIR	1	C12	GROUP 11A 11D
51	RES. DRAIN V/V.	3-111794	29-10-11	PARKER	2	C12	GROUP 11D 29E 29F
52	FLOW CTRL TEE VALVE	315A1802	78-34-03	BOEING	2	C7	GROUP 14D
53	I/B AILERON PCU	3170120-XX	27-11-06	MOOG	2	C8	GROUP 13A 13D
54	O/B AILERON P.C.U.	3170130-XXX	27-11-06	MOOG	2	C8	GROUP 13A 13D
55	IB ELEVATOR PCU	327400-XXX	27-30-09	PARKER	2	C8	GROUP 13D

	CAPABILITY LIST					AIESL CAP/01	
	ACCESSORY OVERHAUL DIVISION (HYDRAULIC)					Part 4	Section 4.2
						Issue 2	Rev 0 Dec 2020


SR NO	NOMENCLATURE	PART NUMBER	ATA CODE	VENDOR	LEVEL OF MAINT	RATING	REMARKS
56	ANTISKID MODULE (NORMAL/ALT.)	33-065-1/33-067-1	32-42-51	CRANE	2	C14	GROUP 12D
57	I/B FLT. SPOILER PC CYCL	3320500/3320740/29300	27-61-04	MOOG	2	C8	GROUP 13A 13D
58	3 POS. GRD. SPOLER CTRL. CYL.	34620/3320600	27-62-03	MOOG	2	C8	GROUP 13A 13D
59	RES. PR. MOD.	36300-XX	29-30-01	EATON	2	C12	GROUP 11A 11D
60	SYS. PR. MOD.	36370-XX	29-30-03	EATON	2	C12	GROUP 11A 11D
61	L/G SEL. VLV.	36610-XX	32-30-01	EATON	2	C14	GROUP 12A 12D
62	ANTISKID CONTROL V/V	39-617	32-42-53	CRANE	2	C14	GROUP 12D
63	CHECK V/V	3S1028	DRG.	CRISSAIR	2	C12	GROUP 14A 14D
64	STAB. BR. ASSY.	401-09410-XX	27-41-02	LTV	2	C8	GROUP 13A
65	STAB CTRL. BRAKE ASSY.	401-09410-10	27-41-06	MOOG	2	C8	GROUP 13A 13D
66	DOWN LOCK SEQU. VLV.	4333EA	32-10-02	SRGENT	2	C14	GROUP 12A 12D
67	UPLOCK SEQ. VLV.	4334EA-XX	32-10-04	SARGENT	2	C14	GROUP 12A 12D
68	SOL.V/V.	45080-XX	29-09-05	EATON	2	C12	GROUP 29D 29E
69	PR.REL. V/V	4822-X	32-30-04	PNEUDRAULICS	2	C14	GROUP 12A 12D

	CAPABILITY LIST					AIESL CAP/01	
	ACCESSORY OVERHAUL DIVISION (HYDRAULIC)					Part 4	Section 4.2
						Issue 2	Rev 0 Dec 2020


SR NO	NOMENCLATURE	PART NUMBER	ATA CODE	VENDOR	LEVEL OF MAINT	RATING	REMARKS
70	AUTO BRK. HYD. SHUTL. VLV.	5057-XX	32-41-16	PNEUDRAULICS	2	C14	GROUP 12A 12D
71	SOL. VLV.	59600-XXX	29-10-02	B ERTEA	2	C12	GROUP 11A 11D
72	ACCU. ASSY.	60892-XX	32-41-04	PARKAR	2	C14	GROUP 12A 12D
73	ACCU ASSY.	60896-XXX	32-41-03	PARKAR	2	C14	GROUP 12D
74	ACCUMULATOR	60944-X	32-41-10	PARKER	2	C14	GROUP 12A 12D
75	ACCUMULATOR	60946-XXX	32-41-11	PARKER	2	C14	GROUP 12A
76	ELE. FEEL SYSTEM COMPUTER	60B00055-14/162-400-101	27-31-08	MOOG	2	C8	GROUP 13D
77	HYD. FUSE	6105/6161/6188	32-42-06	PNEUDRAULICS	2	C14	GROUP 12A 12D
78	VOLUMETRIC HYD. FUSE	6272-X	32-40-05	PNEUDRAULICS	2	C14	GROUP 12D
79	RES. FILL. SEL. VLV.	6510-X	29-18-02	EATON	2	C12	GROUP 11A 11D
80	2 POSITION 3WAY V/V.	65860-X	27-41-01	EATON	2	C8	GROUP 13A 13D
81	B/G RETRACT	65B01502/1552-XXX	32-33-11	BOEING	2	C14	GROUP 12A 12D
82	NLG. STG. CYLINDER	65B01503-XXX	32-51-11	BOEING	2	C14	GROUP 12A 12D
83	B/G TRUCK POS. ACT.	65B01504-XXX	32-13-61	BOEING	2	C14	GROUP 12A 12D

	CAPABILITY LIST					AIESL CAP/01	
	ACCESSORY OVERHAUL DIVISION (HYDRAULIC)					Part 4	Section 4.2
						Issue 2	Rev 0 Dec 2020


SR NO	NOMENCLATURE	PART NUMBER	ATA CODE	VENDOR	LEVEL OF MAINT	RATING	REMARKS
84	NLG. UPLOCK ACT.	65B01538/359-XXX	32-30-71	BOEING	2	C14	GROUP 12A 12D
85	W/G TRUCK POST ACT.	65B01539-XXX	32-11-71	BOEING	2	C14	GROUP 12A 12D
86	W/G RET. ACT.	65B01570	32-32-12	BOEING	2	C14	GROUP 12A 12D
87	FUSE ASSY	65B20254-X	747-32-2	BOEING	2	C14	GROUP 14A 14D
88	O/B.RET. FILTER MOD.	65B80213-XXX	29-11-51	BOEING	2	C12	GROUP 11A 11D
89	I/B RETURN MOD. ASSY.	65B80273	29-11-55	BOEING	2	C12	GROUP 11A 11D
90	FEEL ACT. ASSY.	65B811875-X	27-31-11	BOEING	2	C8	GROUP 13A 13D
91	I/B HYD. RESERVOIR ASSY.	65B82314/2508-XXX	29-11-45	BOEING	2	C12	GROUP 11A 11D
92	O/B HYD. RESERVOIR ASSY.	65B82507-XXX	29-11-36	BOEING	2	C12	GROUP 11A 11D
93	NLG ST. ACT.	65B82584/585	32-34-12	BOEING	2	C14	GROUP 12A 12D
94	NLG.ST.ACT	65B82591-X	32-51-12	BOEING	2	C14	GROUP 12A 12D
95	RATIO CHANGER ACT.	65B83287-1	27-62-61	BOEING	2	C8	GROUP 13A 13D
96	NLG.INTERLOCK ASSY.	65B88781-1/69B84226-1	32-36-03	BOEING	2	C14	GROUP 12A
97	RESTRICTOR CK VLV.	67530-X	32-13-02	EATON	2	C14	GROUP 12A 12D

	CAPABILITY LIST					AIESL CAP/01	
	ACCESSORY OVERHAUL DIVISION (HYDRAULIC)					Part 4	Section 4.2
						Issue 2	Rev 0 Dec 2020

SR NO	NOMENCLATURE	PART NUMBER	ATA CODE	VENDOR	LEVEL OF MAINT	RATING	REMARKS
98	TE. FLAP CTRL MOD.	68160-XX	27-51-02	EATON	2	C8	GROUP 13A 13D
99	MOTER OP. CART. V/V	68530-X	27-51-08	EATON	2	C8	GROUP 13A 13D
100	RESTRICTOR CK VLV.	68640-X	32-34-01	EATON	2	C14	GROUP 12A 12D
101	DN. LOCK B/G ACT.	69B80358-XX/65B82558-X	32-33-15	BOEING	2	C14	GROUP 12A 12D
102	W/G DN. LOCK ACT.	69B80358-XX	32-30-75	BOEING	2	C14	GROUP 12A 12D
103	PR. OP. S/O. V/V.	71205-X	32-41-03	EATON	2	C14	GROUP 12D
104	HYD. HAND PUMP	71234-X	29-20-65	CRANE	2	C12	GROUP 29D 29E 29F
105	PRESS. RELIEF CARTRIDGE VLV.	71985-X	29-20-36	CRANE	2	C12	GROUP 11A 11D
106	HYD. SHUTTLE VLV.	71998,72926-X	29-20-40	CRANE	2	C12	GROUP 11A 11D
107	RELIEF VLV.	72086-X	29-20-38	CRANE	2	C12	GROUP 11A 11D
108	HYD. RESERVOIR ASSY.	732-11240/ 732-11610-01	29-20-02	SHIMADZU, JAPA	2	C12	GROUP 29D 29F
109	FILTER ASSY.	7551901-X	29-18-06	PTT	2	C12	GROUP 11D29E29F
110	FILTER ELEMENT	7553575 / 7553574 / 7553404	27-11-32	ACBOROUS	2	C8	GROUP 13A 13D
111	RET. FILTER MOD.	7554270-X	29-11-29	P.T.I	2	C12	GROUP 11A 11D

	CAPABILITY LIST					AIESL CAP/01	
	ACCESSORY OVERHAUL DIVISION (HYDRAULIC)					Part 4	Section 4.2
						Issue 2	Rev 0 Dec 2020

SR NO	NOMENCLATURE	PART NUMBER	ATA CODE	VENDOR	LEVEL OF MAINT	RATING	REMARKS
112	CASE DRAIN MOD ASSY.	7576265 / 7576266	29-11-18	P.T.I.	2	C12	GROUP 11A 11D
113	FLOW CTRL. SERVO VLV.	77143-X	32-53-02	PARKER	2	C14	GROUP 12A 12D
114	PRESS CTRL.SERVO VALVE	78046	32-40-02	PARKER	2	C14	GROUP 12C 12D
115	BULK CARGO SNUBBER	800900-X	52-30-01	MARVINENGG	2	C4	GROUP 14A 14D
116	HYD. PRESS. SNUBBER	8195-XX	29-31-01	EATON	2	C12	GROUP 11A 11D
117	RESTR V/V.	9R3258-62	DRG	CRISSAIR	1	C12	GROUP 14A 14D
118	CHECK V/V	9R3324	DRG	CRISSAIR	1	C12	GROUP 14A 14D
119	FILTER ELE	AC8818E-2	27-11-32	A/C PORUS	1	C8	GROUP 13A 13D
120	FILTER ASSY.	AD-B671-BY1	29-10-15	A/C PORUS	2	C12	GROUP 11D
121	SWIVEL JT	AE93905E, G, H, J.	32-32-01	AEOEQUIP	2	C14	GROUP 12A 12D
122	COUPLING	AE94185, N, P.	29-09-11	AEOEQUIP	2	C12	GROUP 11A 11D
123	SEL. VLV	AV13J5100- XXX	29-10-05	ITT	2	C12	GROUP 29E
124	FLT. CTRL. SOV.	AV16E1215-4 & AV16E1305	29-00-11	ITT	2	C12	GROUP 11A 11D
125	ROTARY SNUBB.	GA7463	52-49-01	EATON	2	C4	GROUP 14D 30F

	CAPABILITY LIST					AIESL CAP/01	
	ACCESSORY OVERHAUL DIVISION (HYDRAULIC)					Part 4	Section 4.2
						Issue 2	Rev 4 Aug 2023

SR NO	NOMENCLATURE	PART NUMBER	ATA CODE	VENDOR	LEVEL OF MAINT	RATING	REMARKS
126	T/R ISOLATION VALVE	HP 1368100-X	78-34-01	TACT AIR	2	C7	GROUP 14D
127	INLINE CK. VLV.	K1248-6-3	29-11-01	ESSEX	2	C12	GROUP 11D
128	MANUAL BLEED VLV.	P59-228	32-32-02	CIRCLE SEAL	2	C14	GROUP 11A 11D
129	FUSE RESETTNG.	V-6-4360-X	29-10-01	CIR SEAL CTRLS.	2	C12	GROUP 11D
130	NRV (VALVE, IN-LINE, CHECK)	0121521300-X	29-11-05	ESSEX INDUST.	2	C12	GROUP 29F
131	SWING CHECK V/V	1111-568084	29-10-04	PARKER	2	C12	GROUP 29F
132	VALVE FLOW REGULATOR	1121S1-12-14-0	29-01-01	PARKER	2	C12	GROUP 29E
133	REGULATR	11225-6-1-7	32-42-15	PARKER	2	C14	GROUP 27F
134	PR RELIEF V/V	1651	29-10-03	PNEUDRAULICS	2	C12	GROUP 29F
135	ELEV FEEL SHIFT MODULE	1705800-X	27-31-11	NABTESCO	1	C8	GROUP 28E
136	NRV	1C3510	DRAWING & ATP	CRISS AIR	1	C12	GROUP 29E
137	VALVE	1U1501-X	29-10-01	SMITHS	1	C12	GROUP 29F
138	V/V SYN. CLOCK	1U1508	78-30-06	SMITHS	1	C7	GROUP 30F
139	ACTUTATOR MOTOR	2350-0074	29-22-02	CIRCLE SEALCONTROLS	1	C12	GROUP 29E



CAPABILITY LIST

AIESL CAP/01

Part 4

Section 4.2


ACCESSORY OVERHAUL DIVISION (HYDRAULIC)

Issue 2


Rev 0

Dec 2020


SR NO	NOMENCLATURE	PART NUMBER	ATA CODE	VENDOR	LEVEL OF MAINT	RATING	REMARKS
140	ACTUTATOR MOTOR	2350-0082	29-11-03	CIRCLE SEALCONTROLS	1	C12	GROUP 29E
141	ELEVATOR TAB CTRL.V/V ASSY.	251A2420-X	27-37-25	BOEING	2	C8	GROUP 28E
142	VALVE	2615	29-11-08	PNEUDRAULICS	2	C12	GROUP 29F
143	ACT. NLGR	273A1101-X	32-33-12	BOEING	1	C14	GROUP 27E
144	ACT. NLGL	273A1201-X	32-33-22	BOEING	1	C14	GROUP 27E
145	NOSE GEAR LOCK VALVE MANIFOLD	273A1401-X	32-33-23	BOEING	2	C14	GROUP 27E
146	ACTUATOR	273A2101-X	32-32-37	BOEING	1	C14	GROUP 27E
147	ACT MLG D	273A2201-X	32-32-52	BOEING	1	C14	GROUP 27E
148	ACT MLG U	273A2501-X	32-32-42	BOEING	1	C14	GROUP 27E
149	DAMPER ASY. MAIN GEAR SHIMMY	273A3610-X	32-30-62	BOEING	2	C14	GROUP 27E
150	ALT BRAKE SEL V/V ASY	274N1051-X	32-41-12	BOEING	2	C14	GROUP 27E 27F
151	FUSE	2-7679-X	27-32-01	SMITHS	2	C8	GROUP 28F
152	FLOW RATE FUSE ASY	2-7680-X	27-32-02	SMITHS	2	C8	GROUP 28E 28F
153	FLOW RATE FUSE ASY	2-7681-X	27-32-03	SMITHS	2	C8	GROUP 28E 28F

	CAPABILITY LIST					AIESL CAP/01	
	ACCESSORY OVERHAUL DIVISION (HYDRAULIC)					Part 4	Section 4.2
						Issue 2	Rev 0 Dec 2020


SR NO	NOMENCLATURE	PART NUMBER	ATA CODE	VENDOR	LEVEL OF MAINT	RATING	REMARKS
154	STDBY SYS MODULE PACKAGE ASSY.	276A2001-X	29-23-21	BOEING	2	C12	GROUP 29E
155	AUTO BRAKE SHUTTLE VALVE	2-7462-X	32-42-03	SMITHS	1	C14	GROUP 27E
156	FUSE	2-7884-X	27-21-01	SMITHS	2	C8	GROUP 28F
157	FUSE	2-7865-X	32-42-02	SMITHS	2	C14	GROUP 27F
158	FUSE	2-7897-X	32-32-01	SMITHS	2	C14	GROUP 27F
159	FUSE	2-7898-X	32-32-02	SMITHS	2	C14	GROUP 27F
160	FUSE FLOW	2-8011-X	32-34-02	SMITHS	2	C14	GROUP 27F
161	FUSE ASY QT MEASURING	2-8020-X	32-31-04	SMITHS	2	C14	GROUP 27E 27F
162	ANTISKID VOL. FUSE ASSY	2-8041-X	32-40-18	SMITHS	2	C14	GROUP 27E
163	FUSE AY	2-8194-X	32-32-03	SMITHS	2	C14	GROUP 27F
164	SWIVEL ASSY	293W3130	32-37-04	BOEING	2	C14	GROUP 27F
165	SWIVEL ASSY	293W3180	32-37-05	BOEING	2	C14	GROUP 27F
166	CHECK VALVE	2C9342	32-20-07	CRISS AIR	1	C14	GROUP 27F
167	ONE WAY RESTRICTOR V/V	2R3088-1	29-15-01	CRISS AIR	2	C12	GROUP 29E

	CAPABILITY LIST				AIESL CAP/01		
	ACCESSORY OVERHAUL DIVISION (HYDRAULIC)				Part 4		Section 4.2
					Issue 2	Rev 0	Dec 2020


SR NO	NOMENCLATURE	PART NUMBER	ATA CODE	VENDOR	LEVEL OF MAINT	RATING	REMARKS
168	HYD. RELIEF V/V	316565	29-20-18	CRANE	1	C12	GROUP 29E
169	NOSE GEAR PR. VALVE	3870075-XXX	29-10-23	PARKER	2	C12	GROUP 29F
170	PR RELIEF V/V	3890010-XXX	32-40-04	PARKER	2	C14	GROUP 27E 27F
171	SOLENOID O/P S/O V/V	394100-XXX	27-80-04	PARKER	1	C8	GROUP 28E
172	ACCUMULATER	40520-30019	32-41-01	KAYABA	1	C14	GROUP 27F
173	HYD. CNTL V/V ASSY	4163DA	27-80-05	SARGENTCONT.	2	C8	GROUP 28E
174	HYD.SHUTTLE VALVE	5059-4, 5060-5, 5060-6	32-40-06	PNEUDRAULICS	2	C14	GROUP 27E
175	DISCONNECT SELF SEALING	591300-XX	32-40-06	PARKER	2	C14	GROUP 27E 27F
176	FLOW REGULATOR	6147-X	29-20-02	PNEUDRAULICS	2	C12	GROUP 29E
177	FLOW REG. HYD. V/V	6373-X	32-51-01	PNEUDRAULICS	2	C14	GROUP 27E
178	RUDDER ELEV.FEEL ACT. CYL.ASSY.	65-44503-10	27-09-09	BOEING	2	C8	GROUP 28E
179	MODULAR ASY. HYD. SYS.	65-44580	29-13-03	BOEING	2	C12	GROUP 29E
180	TAB .LOCK ACTUATOR	65-44751-X	27-30-01	BOEING	2	C8	GROUP 28E
181	GR SERVICE DISC ASSY	65-44980-XX	29-13-21	BOEING	2	C12	GROUP 29E

	CAPABILITY LIST					AIESL CAP/01	
	ACCESSORY OVERHAUL DIVISION (HYDRAULIC)					Part 4	Section 4.2
						Issue 2	Rev 0 Dec 2020

SR NO	NOMENCLATURE	PART NUMBER	ATA CODE	VENDOR	LEVEL OF MAINT	RATING	REMARKS
182	AUTO SLAT CNTL V/V ASSY	65C26869-X	27-81-33	BOEING	2	C8	GROUP28E
183	RES.PRESS.S/O. V/V.	66950	29-11-01	EATON	2	C12	GROUP29E
184	L/G HYD.TRANSFER CNTL. ASSY.	69-14106-X	32-40-01	BOEING	2	C14	GROUP 27E
185	SWIVEL ASSY.	69-54784	29-09-21	BOEING	2	C12	GROUP 29E
186	HYD PR FLIUD FILTER	7552355	DRAWING	PTI TECHNOLOG	2	C12	GROUP 29E
187	SIN STG RETURN FILTER ASSY	7583695-XXX	29-10-02	PTI TECHNOLOG	2	C12	GROUP 29E
188	RES. FILL SEL V/V	80810-X	29-18-04	EATON	2	C12	GROUP 29E
189	SHUTTLE V/V	8189	32-42-04	NEUDRAULICS	2	C14	GROUP 27F
190	SIN COIL SOLE. V/V	881600-XXXX	27-09-03	PARKER	1	C8	GROUP 28E
191	VALVE ASSY	99C55620-XXX	32-30-06	SHIMADZU	2	C14	GROUP 27F
192	COUPLING	AE80994M	29-19-01	EATON	2	C12	GROUP 29F
193	2WAY2POS. S/O. V/V.	EM91-79-5	29-22-01	SEAL CONTROLS	1	C12	GROUP 29E
194	HYD.PRESSURE TX.	PTX300-8009-X	29-30-01	GE DRUCK	1	C12	GROUP 29E
195	PRESSURE SWITCH	1225P6	29-20-62	ITT AEROSPACE	1	C12	GROUP 29E


	CAPABILITY LIST				AIESL CAP/01		
	ACCESSORY OVERHAUL DIVISION (HYDRAULIC)				Part 4		Section 4.2
					Issue 2	Rev 0	Dec 2020

SR NO	NOMENCLATURE	PART NUMBER	ATA CODE	VENDOR	LEVEL OF MAINT	RATING	REMARKS
196	SOLENOID VALVE ASSY.	880800-1001	27-09-06	PARKER	1	C8	GROUP 28F
197	ACCUMULATOR	30210	32-40-01	EFS	1	C14	GROUP 27E
198	ACCUMULATOR	30230	32-40-03	EFS	1	C14	GROUP 27E
199	ACCUMULATOR	30730	32-40-08	EFS	1	C14	GROUP 27E
200	VALVE SELECTOR	1FA01134	32-31-03	TRUIMPH	1	C14	GROUP 27E
201	MOD ASSY.	732-11240	29-20-03	SHIMADZU	2	C12	GROUP 11D
202	LOWER RUDDER PCU	3860060	27-20-12	PARKER	2	C8	GROUP 13D
203	UPPER RUDDER PCU	3860061	27-20-13	PARKER	2	C8	GROUP 13D
204	SHUT OFF V/V	65B05319	32-13-44	BOEING	2	C14	GROUP 12D
205	FUSE	65B20254-5	747-32-216 SB	BOEING	2	C14	GROUP 12D
206	SEL V/V	70599	32-41-02	STERLING	2	C14	GROUP 12D
207	ANTISKID SERVO MOD.	2-8051-1	32-42-04	DOW	2	C14	GROUP 12D
208	STANDBY SYST.HYD.RESERVOIR	276A3100-7/-10	29-15-01	BOEING	2	C12	GROUP 29E


	CAPABILITY LIST				AIESL CAP/01	
	ACCESSORY OVERHAUL DIVISION (HYDRAULIC)				Part 4	Section 4.2
					Issue 2	Rev 4 Aug 2023

SR NO	NOMENCLATURE	PART NUMBER	ATA CODE	VENDOR	LEVEL OF MAINT	RATING	REMARKS
209	HYDRAULIC PUMP	66132-XX	29-11-36	PARKER	1	C12	GROUP 29F
210	PUMP MOTOR PACKAGE	66133-XX	29-11-37	PARKER	1	C12	GROUP 29F
211	FILTER MODULE ASSEMBLY	271T0042-X	29-11-41	BOEING	1	C12	GROUP 29F
212	PRESSURE TRANSDUCER	41SG457-2	29-31-01	EATON	1	C12	GROUP 29F
213	CARTRIDGE VALVE	H61C0552&H61C0552M1	29-10-38	PARKER	2	C12	GROUP 29E
214	MOTOR OPERATED GATE S/O VALVE	EM56-20 & EM56-20-1/-2/-3/-4/-5	29-11-01	CIRCLE SEALCONTROLS	2	C12	GROUP 29E
215	FLOW LIMITER VALVE	67940-2	29-11-02	VICKERS	2	C12	GROUP 29E
216	CARTRIDGE CHECK VALVE	1C4196	ATP	CRISSAIR	2	C12	GROUP 29E
217	SNUBBER ASSY	2-7892-X	52-36-02	SMITH	2	C4	GROUP 30E
218	CHECK VALVE	975323-1,-2,-3,-4,-5,-6/975335-2/ 975336-2,-3,-4 /975337-3/ 616403-1002/616806-1	29-13-34	CRISSAIR, INC/ PARKER	1	C12	GROUP 29 G
219	LANDING GEAR RETRACT ACTUATOR ASSEMBLY	293W3352-1	32-32-39	BOEING	2	C14	GROUP 27F
220	HYDRAULIC STRUT ASSEMBLY	293W4201-1,-2,-3,-4	32-32-46	BOEING	2	C14	GROUP 27F

Signature valid
 Signed by: Manoj Kumar Bajpai
 (Director, Airworthiness)
 Date: 09-Aug-2024 17:17:40


	CAPABILITY LIST				AIESL CAP/01		
	ACCESSORY OVERHAUL DIVISION (HYDRAULIC)				Part 4		Section 4.2
					Issue 2	Rev 4	Aug 2023

SR NO	NOMENCLATURE	PART NUMBER	ATA CODE	VENDOR	LEVEL OF MAINT	RATING	REMARKS
221	NLG STEERING ACTUATOR ASSEMBLY	275A1101-10, -3, -4,-5,-6,-7,-8,-9	32-51-52	BOEING	2	C14	GROUP 27F
222	HYDRAULIC RATE FUSE ASSEMBLY	W1143-B708-4, -9, -11	29-11-1994	PARKER	2	C12	GROUP 29G
223	HYDRAULIC RATE FUSE	720Z3840-3/W1143-B708-6	78-34-76	GOODRICH	2	C7	GROUP 30G
224	HYDRAULIC RATE FUSE ASSEMBLY	W1143-B708-7	29-11-1993	PARKER	2	C12	GROUP 29G
225	LOCK STAY ACTUATOR	114095001, 114095002, 114095003 ,114095004	32-11-21	SAFRAN LANDING SYSTEM	2	C14	-
226	DAMPER	201419001	32-11-93	SAFRAN LANDING SYSTEM	2	C14	-
227	UNLOCKING ACTUATOR	D23076000-1 , D23076000-2, D23076000-3	32-37-04	SAFRAN LANDING SYSTEM	2	C14	-
228	NLG ACTUATING CYLINDER ASSY	D23071000 , D23071001 , D23071000-1	32-37-07	SAFRAN LANDING SYSTEM	2	C14	-
229	ANTI-SHIMMY VALVE	D23116000	32-57-02	SAFRAN LANDING SYSTEM	2	C14	-
230	NLG ACTUATING CYLINDER ASSEMBLY	10-376001-000	32-27-78	SAFRAN LANDING SYSTEM	2	C14	A320
231	NLG ACTUATING CYLINDER ASSEMBLY	D23613000	32-37-19	SAFRAN LANDING SYSTEM	2	C14	A320
232	DAMPER	10-450701 SERIES	32-12-85	SAFRAN LANDING SYSTEM	2	C14	A320

	CAPABILITY LIST				AIESL CAP/01		
	ACCESSORY OVERHAUL DIVISION (HYDRAULIC)				Part 4		Section 4.2
					Issue 2	Rev 4	Aug 2023

SR NO	NOMENCLATURE	PART NUMBER	ATA CODE	VENDOR	LEVEL OF MAINT	RATING	REMARKS
233	LOCK STAY ACTUATOR	10-452701 SERIES	32-31-05	SAFRAN LANDING SYSTEM	2	C14	A320
234	PRESSURE OPERATED CHECK VALVE ASSEMBLY	651Z1501-1	29-11-73	BOEING	2	C12	GROUP 29G

Signature valid
 Signed by: Manoj Kumar
 Bagpai
 Director (Avionics)
 Date: 09-Aug-2024 17:17:40

	CAPABILITY LIST		AIESL CAP/01		
	ACCESSORY OVERHAUL DIVISION (ELECTRICAL)		Part 4		Section 4.3
			Issue 2	Rev 0	Dec 2020

4.3 ACCESSORY OVERHAUL DIVISION (ELECTRICAL)

SR NO	NOMENCLATURE	PART NUMBER	ATA CODE	VENDOR	LEVEL OF MAINT	RATING	REMARKS
1.	TRANSFORMER RECTIFIER	080-20288-01	24-09-11	OECO	3	C5	GROUP 3D
2.	STATIC INVERTER	1-111-0102-0714 / 1-002-0102-1000 / 2062 / 2090	24-20-2724-21-01	AVIONICS INST INC	2	C5	GROUP 3D21EF
3.	RAPID WATER HEATER	1010099-15 / 15NS	25-32-10	LERMER	3	C6	GROUP5ABCD
4.	IGNITION EXCITER	10-381550-5D, 10-381550-XX	74-10-42	UNISON INDUSTRIES	3	C7	GROUP 21D
5.	EXCITER TO IGNITER PLUG LEAD	10-609660 - X	74-21-08	UNISON	3	C7	GROUP 2D
6.	IGNITION EXCITER	10-621630-1/50T241, 10-383900-XX	74-11-04 74-11-11	UNISON	3	C7	GROUP 2ABD
7.	EXCITER BOX	10-631045-X, 10-383900-XX	74-11-12 74-11-11	UNISON	3	C7	GROUP 2BC
8.	SENSOR	1122754A	TEST P.	COLT IND.	1	C1	GROUP 1D
9.	TEMP CONTROLLER	1150258-2 SERIES 1	21-65-01	ONEYWELL	2	C1	GROUP 1D
10.	HEATER ASSY DUCT TUBE	116388-1	21-44-01	ELEC FILM MFG CO	1	C1	GROUP 1D


Signature valid

Signed by: Manoj Kumar

Bajpai

Director (Airworthiness)

Date: 09-Aug-2024 17:17:40

	CAPABILITY LIST		AIESL CAP/01		
	ACCESSORY OVERHAUL DIVISION (ELECTRICAL)		Part 4		Section 4.3
			Issue 2	Rev 0	Dec 2020

SR NO	NOMENCLATURE	PART NUMBER	ATA CODE	VENDOR	LEVEL OF MAINT	RATING	REMARKS
11.	DOOR LIFT ACTUATOR	130E100-11	52-21-01	EATON	3	C4	GROUP 1AD
12.	DOOR LIFT ACTUATOR	130E100-4, 2	52-30-15	EATON	3	C4	GROUP 1AD
13.	ROTARY ACTUATOR	1387T100-5, 7, 9	32-30-02	TEL AIR	3	C14	GROUP 1AD
14.	WHEEL SPEED TRANSDUCER	140-025-X	32-42-54	CRANE	3	C14	GROUP 1DE
15.	ELECTRICAL CABLE	1774J1	38-30-36	ROSEMOUNT	3	C6	GROUP 5DEF
16.	PRECHARGE S/O VALVE ASSY.	18-5600-X	38-32-02	SWENEY ENGG CO.	3	C6	GROUP 5D
17.	ACTUATOR ASSLY.	191AC1AR193X	25-38-54	GOODRICH	2	C6	GROUP 1AD
18.	EEC OIL TEMP. TC PROBE	1A6714, 1A6715	73-21-42	P&W	1	C7	GROUP 2D
19.	LIGHTING PROTECTOR	20501-3	24-21-11	PAC. ELECTRO. DYN.	3	C5	GROUP 3AD
20.	PUMP W/S WIPER	218363	30-40-01	INTER TECHNICS	3	C18	GROUP 1AD
21.	AGCU	21B142-3C	24-24-02	HONEYWELL	3	C5	GROUP 3D
22.	WIPER MOTOR CONVERTER	2313M248 -1 -2	30-40-01	ROSEMOUNT	3	C18	GROUP 1D
23.	FAULT CURRENT SENSOR	2326-1	28-31-02	WRIGHTS WRIGHT CONT.	3	C9	GROUP 1D


Signature valid

Signed by: Manoj Kumar

Bajpai

Director (Airworthiness)


Date: 09-Aug-2024 17:17:40

	CAPABILITY LIST				AIESL CAP/01		
	ACCESSORY OVERHAUL DIVISION (ELECTRICAL)				Part 4		Section 4.3
					Issue 2	Rev 0	Dec 2020

SR NO	NOMENCLATURE	PART NUMBER	ATA CODE	VENDOR	LEVEL OF MAINT	RATING	REMARKS
24.	LIGHTING CONTROL PANEL	233T4244	33-11-13	BAE	3	C5	GROUP 1D
25.	TR. UNIT	2-418-02, 03, 04, 05	24-31-02	ELDEC.	3	C5	GROUP 3AD
26.	INCANDESCENT LAMP DIMMER	2-456-02, 04, 2-459-02, 03, 04	33-09-01	ELDEC.	3	C5	GROUP 1AD
27.	DRAIN MAST ASSY	24E506700G1	38-31-12	BF GOODRICH	3	C6	GROUP 5AD
28.	WATER HEATER	24E507009G0X, 24E507040GXX	38-12-16 38-13-51	BF GOODRICH	3	C6	GROUP 5BCD
29.	L / G ACT LEVER CONTROL MOD.	257U0002-XX	32-31-01	BAE SYSTEM	3	C14	GROUP 1D
30.	FDAS CONTROLLER MODULE	285T0855 - X	52-51-04	BOEING CO	3	C4	GROUP 1D
31.	CARGO FIRE PROTECTOR MOD.	285U0072	26-11-20	BAE SYS	3	C18	GROUP 1D
32.	INNERLINE HEATER CONT ASSY	2880 SERIES	38-10-02	COX	2	C6	GROUP 5AD
33.	PORTABLE WATER COMPR.	28823-0, 28823-1	38-15-11	SENIOR OPERATIONS	3	C6	GROUP 1D
34.	PORTABLE WATER COMPR.	28823-7	38-15-11	SENIOR OPERATIONS	3	C6	GROUP 1DEF

Signature valid


Signed by: Manoj Kumar
Bajpai
Director (Airworthiness)
Date: 09-Aug-2024 17:17:40

	CAPABILITY LIST		AIESL CAP/01		
			Part 4		Section 4.3
	ACCESSORY OVERHAUL DIVISION (ELECTRICAL)		Issue 2	Rev 0	Dec 2020

SR NO	NOMENCLATURE	PART NUMBER	ATA CODE	VENDOR	LEVEL OF MAINT	RATING	REMARKS
35.	AC GENERATOR	28B263-13A , 28B263-13B	24-21-04	HONEY WELL	3	C5	GROUP 3AD
36.	APU TRU	28VS200Y4B2	24-32-11	CHAMPION AEROSPACE	3	C5	GROUP 3D
37.	TRAILING EDGE FLAP CONT. ACT	2B7-201X	27-51-02	MPC	2	C8	GROUP 1D
38.	MOTOR OPERATED VALVE	32-2684-004	36-10-04	HONEY WELL	3	C17	GROUP 1AD
39.	APU IGNITION EXCITOR	3888058-3, -5	49-41-09	UNISON	3	C7	GROUP 2CE
40.	SERIAL IDENTIFICATION UNIT	3900057	49-21-02	P & W	1	C7	GROUP 2D
41.	EGT TRIM UNIT	3900058	49-21-02	P & W	1	C7	GROUP 2D
42.	COLD JUNCTION THERMOCOUPLE	3900063 / 3900456 / 3912159-01	49-21-02	P & W	1	C7	GROUP 2D
43.	LIQUID LEVEL SENSOR	3900064 / 3900423 / 3900473	49-21-02	P & W	1	C7	GROUP 2D
44.	N2 SPEED SENSOR	3900065	49-21-02	P & W	1	C7	GROUP 2D
45.	IGNITER PLUG	3900273 / 3900274	49-21-02	P & W	1	C7	GROUP 2D
46.	AIR PRESSURE SENSOR	3900391	49-21-02	P & W	1	C7	GROUP 2D


Signature valid

Signed by: Manoj Kumar
 Baipai
 Director (Airworthiness) P&W
 Date: 09-Aug-2024 17:17:40

	CAPABILITY LIST		AIESL CAP/01		
			Part 4		Section 4.3
	ACCESSORY OVERHAUL DIVISION (ELECTRICAL)		Issue 2	Rev 0	Dec 2020

SR NO	NOMENCLATURE	PART NUMBER	ATA CODE	VENDOR	LEVEL OF MAINT	RATING	REMARKS
47.	LIQUID LEVEL SENSOR	3900672 / 3911991-02	49-21-02	P & W	1	C7	GROUP 2D
48.	THERMOCOUPLE PROBE	3910068-01 / 3911290-01	49-21-02	P & W	1	C7	GROUP 2D
49.	IGNITION CABLE ASSY	3910351-01	49-21-02	P & W	3	C7	GROUP 2D
50.	N1 SPEED SENSOR	3911033-01, 3911404-01	49-21-02	P & W	1	C7	GROUP 2D
51.	THERMOCOUPLE PLUG	3911385-01	49-21-02	P & W	1	C7	GROUP 2D
52.	THERMOCOUPLE PROBE	3912158-01	49-21-02	P & W	1	C7	GROUP 2D
53.	TR UNIT	3S2060DW105B1A	24-30-02	GE.	3	C5	GROUP 3AD
54.	SHUT OFF VALVE	400300 - XX	38-30-01	ADAMS RITE	3	C6	GROUP 5AD
55.	LAVATORY / GALLEY VENT FAN	4100149 SERIES	21-20-01	SUNDSTRAND	3	C1	GROUP 1D
56.	PRESSURE TRANSDUCER	41SG265-X	36-20-01	EATON	1	C17	GROUP 1DE
57.	MOTOR ACT S/O VALVE	420365-1	21-58-03	MEGGIT	3	C1	GROUP 1D
58.	B S C U	42 - 747 - X	32-42-99	CRANE HYDRO AIRE	2	C14	GROUP 1D


Signature valid
 Signed by: Manoj Kumar Bajpai
 Director (Airworthiness)
 Date: 09-Aug-2024 17:17:40

	CAPABILITY LIST		AIESL CAP/01		
			Part 4		Section 4.3
	ACCESSORY OVERHAUL DIVISION (ELECTRICAL)		Issue 2	Rev 0	Dec 2020


SR NO	NOMENCLATURE	PART NUMBER	ATA CODE	VENDOR	LEVEL OF MAINT	RATING	REMARKS
59.	P B SWITCH INDICATOR ASSY	433-673-XXXX-XX	33-10-20	KORRY	1	C5	GROUP 1D
60.	ANN. LIGHT ASSY	434-674-XXX-XXX	33-10-01	KORRY	1	C5	GROUP 1D
61.	THRASH COMPACTOR ASSY	500125 MODEL 3210-LCD SERIES	25-30-10	MONOGRAM	2	C6	GROUP 5D
62.	THERMOCOUPLE PROBE	50A447, 50U391, 51A254, 51T402,	73-21-47	HARCO	1	C7	GROUP 2D
63.	EEC SPEED TRANSDUCER (N1)	50A449, 50A647, 51A019, 020	73-21-50	P&W	1	C7	GROUP 2D
64.	EEC PROGRAMMING PLUG	50A450, 51DXXX,52DXXX,54DXXX SERIES	73-21-56	P&W	1	C7	GROUP 2D
65.	EGT (T4.95) THERMOCOUPLE PROBE	50A451,50P029, 50P066	77-21-05	P&W	1	C7	GROUP 2D
66.	EEC THERMOCOUPLE PROBE (TT3)	50J344/ HAD18952	73-21-57	HARCO	1	C7	GROUP 2D
67.	EGT THERMOCOUPLE BOX & CABLE	50P090 / HAD18919, 50P228,HAD20458	77-21-04	HARCO	1	C7	GROUP 2D
68.	N1 TRANSDUCER	51A016	73-21-51	P&W	2	C7	GROUP 2D
69.	EEC SPEED TRANSDUCER (N1)	51A019, 022, 50A680, 50A775	73-21-50	P&W	1	C7	GROUP 2D

Signature valid

Signed by: Manoj Kumar Bajpai
Director (Airworthiness)
Date: 09-Aug-2024 17:17:40

	CAPABILITY LIST		AIESL CAP/01		
			Part 4		Section 4.3
	ACCESSORY OVERHAUL DIVISION (ELECTRICAL)		Issue 2	Rev 0	Dec 2020


SR NO	NOMENCLATURE	PART NUMBER	ATA CODE	VENDOR	LEVEL OF MAINT	RATING	REMARKS
70.	CONTROL UNIT PROG. PLUG	51A068 (53T732 TO 53T734)	73-21-37	P&W	1	C7	GROUP 2D
71.	EEC PROGRAMMING PLUG	51D415, 51D458	73-21-56	PRATT & WHITTNEY	3	C7	GROUP 2D
72.	OIL TEMP. THERMOCOUPLE PROBE	51T254, 51T402, 53T386, 53T903, 50A447,	73-21-47	UNITED TECH. P&W	1	C7	GROUP 2D
73.	MULTIPLEXER DATA ENTRY PLUG	52A638, 52T510	77-32-11	P&W	1	C7	GROUP 2D
74.	PROBE	53T424	77-24-03	HARCO LABORATORIES	1	C7	GROUP 2D
75.	O/B AIELRON LOKOUT ACT.	5500300-17	27-10-02	TEIJIN SEIKI	3	C8	GROUP 1D
76.	RUDDER PEDAL STEERING LINEAR ACTUATOR	5500400-1,-1 MOD A,-3, -5, -7, -9, -901	32-51-02	TEIJIN SEIKI	3	C14	GROUP 1D
77.	TEMP. BULB	56B84	TDS	LEWIS ENGG.		C6	GROUP 1AD
78.	EMERGENCY EGRESS LIGHTING PWR SUPPLY	5822-40	33-51-24	LUMINESCENT SYS.	2	C5	GROUP 1D
79.	RR ACTUATOR	6013K0001-01	27-21-07	EATON	3	C8	GROUP 1D
80.	WASTE SYS VACUUM BLOWER	606802-2	38-32-02	HONEYWELL	3	C6	GROUP 1DE

	CAPABILITY LIST		AIESL CAP/01		
	ACCESSORY OVERHAUL DIVISION (ELECTRICAL)		Part 4		Section 4.3
			Issue 2	Rev 0	Dec 2020

SR NO	NOMENCLATURE	PART NUMBER	ATA CODE	VENDOR	LEVEL OF MAINT	RATING	REMARKS
81.	CABIN AIR RECIRCULATION FAN	645405-1	21-20-18	HONEYWELL	3	C1	GROUP 1E
82.	RUDDER TRIM ACT	658D100-1, -3, -5, -7, -9	27-21-08	EATON	3	C8	GROUP 1D
83.	MICRO SW. ASSY	65B82640	76-11-55	BOEING CO.	3	C7	GROUP 1AD
84.	MOTOR OPERATED V/V	67-2951-001	36-10-02	HONEYWELL	3	C17	GROUP 1AD
85.	MOTOR OPERATED S/O VALVE	67-2985-001 TO -003	24-09-03	HONEYWELL	3	C5	GROUP 1AD
86.	AUTO SKID SPEED BRAKE ACT.	684D100-XX	27-62-01	EATON	3	C8	GROUP 1D
87.	LIGHTING PROTECTOR	69B48251 - 1	24-09-02	BAE SYS	3	C5	GROUP 3AD
88.	TR UNIT	6RS992F5 / F6	24-30-03	L3 COMMUNICATION	3	C5	GROUP 3AD
89.	LT. & PWR. SUP. ASSY	701284/85/86, & 701325, 701509/10.	33-40-11	BF GOODRICH	3	C5	GROUP 1AD
90.	FIRE O/H DETECTOR	7101 SERIES	26-10-65	MEGGIT SAF.	3	C18	GROUP 2D
91.	W1,W1A, W2 & W3 ELEC. CABLE.	7138M95G01, 7138M96 G01, 7157M57 G01	73-23-01	GE	2	C7	GROUP 2D

Signature valid


Signed by: Manoj Kumar Bajpai
Director (Airworthiness)
Date: 09-Aug-2024 17:17:40

	CAPABILITY LIST		AIESL CAP/01		
	ACCESSORY OVERHAUL DIVISION (ELECTRICAL)		Part 4	Section 4.3	
			Issue 2	Rev 5	Apr 2024

SR NO	NOMENCLATURE	PART NUMBER	ATA CODE	VENDOR	LEVEL OF MAINT	RATING	REMARKS
92.	LATCH ACT.	723D100-9	52-21-03	MEGGIT	2	C4	GROUP 1AD
93.	O/F VALVE ACTUATOR	724282-1, -2	21-31-04	HAMILTON SUNSTRAND	3	C1	GROUP 1AD
94.	CABIN TEMP. SELECTOR	724905-2, 3	21-61-02	HAMILTON SUNSTRAND	2	C1	GROUP 1AD
95.	LAT TRIM ACTUATOR	732-16810-03	27-10-02	SHIMADZU	3	C8	GROUP 1D
96.	SPEED BRAKE ACT.	732-16830-01, -02	27-62-02	SHIMADZU	3	C8	GROUP 1A,D
97.	APU INLET DOOR ACT.	732-16870-01, -02	49-15-03	SHIMADZU	3	C7	GROUP 1AD
98.	AIR COOLING FAN	732591E	21-58-02	SUNSTRAND	3	C1	GROUP 1D
99.	PUMP & MOTOR ASSY (IDG)	733756 / 7	24-14-03	SUNDSTRAND	3	C5	GROUP 4CD
100.	IDG	739515, 745329C	24-11-76	SUNDSTRAND	3	C5	GROUP 4D
101.	RAM AIR ACTUATOR	742868 -X	21-62-03	HAMILTON STD.	3	C1	GROUP 1AD

Signature valid


Signed by: Manoj Kumar
Bajpai
Director (Airworthiness)
Date: 09-Aug-2024 17:17:40

	CAPABILITY LIST		AIESL CAP/01		
	ACCESSORY OVERHAUL DIVISION (ELECTRICAL)		Part 4		Section 4.3
			Issue 2	Rev 5	Apr 2024

SR NO	NOMENCLATURE	PART NUMBER	ATA CODE	VENDOR	LEVEL OF MAINT	RATING	REMARKS
102.	GCU	746011J / K / L	24-23-09	HAMILTON SUNSTRAND	2	C5	GROUP 3D
103.	BCU	746013G / H / J	24-41-05	HAMILTON SUNSTRAND	2	C5	GROUP 3D
104.	POWER DRIVE ASSY	747-5100-1-0, -2-0,-3-0,-4-0, 747-5100-5-0, -6-0	25-55-50	GOODRICH	3	C6	GROUP 1AD
105.	LINEAR ACTUATOR	747-5700-1-0, 2-0,3-0,4-0,5-0	25-55-48	GOODRICH	3	C6	GROUP 1AD
106.	LIQUID COOLED MOTOR PUMP	7501 -X	29-20-16	SUNDSTRAND	3	C12	GROUP 1D
107.	CHIME	75101-4	33-23-02	ASTRONICS	3	C5	GROUP 1AD
108.	IGNITION PLUG	771346, 487238, 709521, 709525, AA134S1	74-22-01	P&W	1	C7	GROUP 2AD
109.	FLUSH VALVE ASSY	7800000-005,-013, 7800028-006	38-31-01	MONOGRAM	2	C6	GROUP 5D
110.	TOILET FLUSH VALVE	7800000-010	38-31-01	MONOGRAM	3	C6	GROUP 5D
111.	RINSE WATER VALVE ASSY	7800001-008	38-31-04	EVAC	2	C6	GROUP 5D
112.	FLUSH CONTROL UNIT	7800052 , 7800058	38-31-05	EVAC	2	C6	GROUP 5D

Signature valid


Signed by: Manoj Kumar
Bajpai
Director (Airworthiness)
Date: 09-Aug-2024 17:17:40

	CAPABILITY LIST				AIESL CAP/01		
	ACCESSORY OVERHAUL DIVISION (ELECTRICAL)				Part 4		Section 4.3
					Issue 2	Rev 5	Apr 2024

SR NO	NOMENCLATURE	PART NUMBER	ATA CODE	VENDOR	LEVEL OF MAINT	RATING	REMARKS
113.	FLUSH CONTROL UNIT	7800084-001 / 002	38-31-10	EVAC.	3	C6	GROUP 5D
114.	VACUUM TOILET ASSY	7900061, A, B, C, D 7900062A, B, C, D	38-30-14	EVAC	2	C6	GROUP 5D
115.	VACUUM TOILET ASSY	7900101 / 7900102	38-30-20	EVAC	2	C6	GROUP 5D
116.	CABIN PR. SELECTOR PANEL	796883-2-3-4	21-31-21	HAMILTON	3	C1	GROUP 1D
117.	FIRE & O/H DETECTION SYSTEM	801DRH, 8191, 8241, 7350	26-10-62	WHITTAKAR	3	C18	GROUP 2D
118.	OVEN	8201- 61 -XXXX,8201-XX-XXX	25-36-33	SELL	3	C6	GROUP 5AD
119.	OVEN	8201-51-XXXX, -61-0000, 8201-XX-XXXX	25-36-22	SELL	3	C6	GROUP 5AD
120.	MODEL 8001 SLEEPER SEAT	844268-403A, 844364-401 TO- 404, 844365-401, 403	25-23-49	WEBER	2	C6	GROUP 1D
121.	P S E U	8 - 569 - X	32-09-08	ELDEC	2	C14	GROUP 1D
122.	PROXIMITY SENSOR	8-716-01 / 8-348- 01, -02	32-09-08	ELDEC CORP.	1	C14	GROUP 1D
123.	WATER HEATER	8921340G1	38-10-10	BF GOODRICH	3	C6	GROUP 5AD


Signature valid

Signed by: Manoj Kumar
Borai
Director (Airworthiness)
Date: 09-Aug-2024 17:17:40

	CAPABILITY LIST		AIESL CAP/01		
	ACCESSORY OVERHAUL DIVISION (ELECTRICAL)		Part 4		Section 4.3
			Issue 2	Rev 5	Apr 2024

SR NO	NOMENCLATURE	PART NUMBER	ATA CODE	VENDOR	LEVEL OF MAINT	RATING	REMARKS
124.	EMERGENCY PWR. PACK	9008-3, -4, -5	33-51-16	IDD AEROSPACE	3	C5	GROUP 1AD
125.	CARGO CONTROL JOYSTICK	90-20501	25-53-12	WEST COAST	3	C6	GROUP 1D
126.	CIRCUIT BREAKER	942D023-4, -6	24-20-66	HAMILTON SUNSTRAND	3	C5	GROUP 3AD
127.	EXTERNAL POWER CONTACTOR	942D055-1, -2	24-20-69	WESTING HOUSE	3	C5	GROUP 3AD
128.	AIR FLOW SENSOR	948692-X	21-30-54	HONEYWELL	2	C1	GROUP 1D
129.	SIGNAL CONDITIONER	948904-1-2	21-53-06	HONEYWELL	2	C1	GROUP 1D
130.	TRUCK STEERING COMPUTER	965-0118-002	32-53-01	HONEYWELL	3	C14	GROUP 1AD
131.	BATTERY HEAT MONITOR	965-3035-001	24-30-03	HONEYWELL	2	C5	GROUP 3AD
132.	LEVER LOCK	A420-060283-XX, -062895-01, -063432-XX	24-09-04	GUARDIAN ELECT.	2	C5	GROUP1AE
133.	AUTO BRAKE SELECTOR S/W	AC30-003-3,-4	32-42-01	MASON JANCO	1	C14	GROUP 1D
134.	VERTICAL ACTUATOR	AD8650501	25-10-04	ARTUS	3	C6	GROUP 1D
135.	VERTICAL ACTUATOR	AD8650601	25-10-04	ARTUS	3	C6	GROUP 1D


Signature valid
Signed by: Manoj Kumar
Baipai
Director (Airworthiness)
Date: 09-Aug-2024 17:17:40

	CAPABILITY LIST		AIESL CAP/01		
	ACCESSORY OVERHAUL DIVISION (ELECTRICAL)		Part 4		Section 4.3
			Issue 2	Rev 5	Apr 2024

SR NO	NOMENCLATURE	PART NUMBER	ATA CODE	VENDOR	LEVEL OF MAINT	RATING	REMARKS
136.	ALL TYES OF LIGHTS & PANELS LIGHTS	ALL PART NUMBERS	33-00-00	GRIMES,GE OR ANY OTHER	3	-	GROUP1ABCD
137.	ALL TYES OF SWITCHES & RELAYS.	ALL PART NUMBERS	-	KORRY,EEC OR ANY OTHER	3	-	GROUP1ABCD
138.	ALL TYPES OF THERMAL SENSOR /SWITCHES/PRESSURE SENSORS	ALL PART NUMBERS	-	ALLIED SIGNAL,GE OR ANY OTHER	3	-	GROUP1ABCD
139.	ALL TYPES OF TRANSFORMERS, SOLENOIDS & POTENTIOMETERS.	ALL PART NUMBERS	-	GE,BENDIX,ECE,ELECTROCUBE OR ANY OTHER	3	-	GROUP1ABCD
140.	ALL TYPES OF HEATING PADS & BALLAST.	ALL PART NUMBERS	-	AUXILAC,AVTECH OR ANY OTHER	3	-	GROUP1ABCD
141.	ALL TYPES OF FIRE WIRES	ALL PART NUMBERS	26-00-00	GRAVINER OR ANY OTHER	3	-	GROUP2ABCD
142.	ALL TYPES OF SMOKE DETECTORS	ALL PART NUMBERS	26-00-00	AUTRONIC OR ANY OTHER	3	-	GROUP1ABCD
143.	ALL TYPES OF ELECTRICAL LOOMS/HARNESS	ALL PART NUMBERS	-	MHB OR ANY OTHERS	3	-	GROUP2ABCD
144.	ALL TYPES OF MODULES	ALL PART NUMBERS	-	BOEING CO.	3	-	GROUP1ABCD

Signature valid


Signed by: Manoj Kumar
Bajpai BOEING CO.
Director (Airworthiness)
Date: 09-Aug-2024 17:17:40

	CAPABILITY LIST				AIESL CAP/01		
	ACCESSORY OVERHAUL DIVISION (ELECTRICAL)				Part 4		Section 4.3
					Issue 2	Rev 5	Apr 2024

SR NO	NOMENCLATURE	PART NUMBER	ATA CODE	VENDOR	LEVEL OF MAINT	RATING	REMARKS
145.	ALL TYPES OF CARTRIGES	ALL PART NUMBERS	-	PACIFIC SCIENTIFIC	1	-	GROUP1ABCD
146.	3PDT SIDE STABLE CONTACTOR	B - 233R	24-41-05	HARTMAN	3	C5	GROUP 3D
147.	3PST MAG. LATCH CONTACTOR	B-484	24-09-30	HARTMAN	3	C5	GROUP 3D
148.	NICKEL CADMIUM BATTERY	BA06-01 / S282T002-1	24-31-05	SAFT	3	C5	GROUP 3D
149.	POWER SUPPLY UNIT	BPS7 – X,2013-1,-1A	25-65-02	RADIANT POWER CORP.	3	C6	GROUP 1D
150.	COAXIAL CONTROL SHAKER	C-07202-03	27-30-04	SAFE FLIGHT IND CO.	3	C8	GROUP 1AD
151.	STICK SHAKER	C-07202-2	27-30-03	SAFE FLIGHT	3	C3	GROUP 1E
152.	APU STARTER MOTOR	C5116 SERIES	49-40-01	GOODRICH	3	C7	GROUP 2D
153.	3PDT CONTACTOR	D-18F	24-09-19	HARTMAN	3	C5	GROUP 3D
154.	ROTARY ACTUATOR	D2063-9 / -11	52-30-17	EATON	3	C4	GROUP 1D
155.	ACTUATOR	D2070-1	52-30-01	VICKERS	3	C4	GROUP 1AD

Signature valid


Signed by: Manoj Kumar
 Director (Airworthiness)
 Date: 09-Aug-2024 17:17:40

	CAPABILITY LIST		AIESL CAP/01		
	ACCESSORY OVERHAUL DIVISION (ELECTRICAL)		Part 4		Section 4.3
			Issue 2	Rev 5	Apr 2024

SR NO	NOMENCLATURE	PART NUMBER	ATA CODE	VENDOR	LEVEL OF MAINT	RATING	REMARKS
156.	ROTARY ELECTROMECH ACT.	D2070-2 / -9	52-30-09	EATON	3	C4	GROUP 1AD
157.	ENGINE FIRE S/O SWITCH	D455-01-001,-02-001,-03-001,-04-001,-05-001	26-21-07	PAGE	3	C18	GROUP 1D
158.	ENGINE FIRE S/O SWITCH	D455-20-001, 21-001, 22-001,23-001,24-001,25-002	26-21-06	PAGE	2	C18	GROUP 1D
159.	APU DOOR ACTUATOR	DL2033M4-1,-2 & -3	49-15-05	NASH CONT.	3	C7	GROUP 1AD
160.	VOLTAGE SENSOR	E 308AH	24-09-18	HARTMAN	2	C5	GROUP 3D
161.	IMMERSION THERMOCOUPLE	HAC19460	77-24-03	HARCO	2	C7	GROUP 2D
162.	ADAPTER	HAC19586	75-24-27	HARCO	1	C7	GROUP 2D
163.	TEMP. BULB	HAC19822	73-21-47	HARCO	1	C7	GROUP 2D
164.	EEC OIL TEMP. PROBE	HAD18286 /19075 / 19248	73-21-59	HARCO LABORATORIES	1	C7	GROUP 2D
165.	EGT PROBE	HAD18540	77-21-05	P & W	1	C7	GROUP 2D
166.	RAPID WATER HEATER	L13471-10M	25-27-69	RIESEN	3	C6	GROUP 5ACD
167.	ACTUATOR	MA11A1194	24-09-04	ITT AEROSPACE	3	C5	GROUP 1AD

Signature valid


Signed by: Manoj Kumar
 Rajpai
 Director (Airworthiness)
 Date: 09-Aug-2024 17:17:40

	CAPABILITY LIST				AIESL CAP/01		
	ACCESSORY OVERHAUL DIVISION (ELECTRICAL)				Part 4		Section 4.3
					Issue 2	Rev 5	Apr 2024

SR NO	NOMENCLATURE	PART NUMBER	ATA CODE	VENDOR	LEVEL OF MAINT	RATING	REMARKS
168.	CELL ASSY	P2-07-0001-101 / -201	25-60-02	DME CORP.	1	C6	GROUP 1DE
169.	ROTARY PUMP	RG 24320C, RR24320C	30-40-01	LEAR SINGER	3	C18	GROUP 1AD
170.	RUDDER TRIM ACT	S251T320-1,-2,-3,4 / 658D100 -X	27-21-08	EEMCO	3	C8	G GROUP 1D
171.	BLOWER ASSY	UM56-12-3 TO -12-8B	25-35-95	SELL	3	C6	GROUP5ACD
172.	WINDOW HEAT CONTROL UNIT	2915-4 / -5	30-41-02	COX & COMPANY INC	2	C18	GROUP 1D
173.	APU CONTROLLER	800485-X-XXX	49-60-01	HAMILTON SUNDSTRAND	2	C7	GROUP 2D
174.	DUAL LOOP SENSING ELEMENT	04-100000-702, 709	26-14-35	FENWAL	1	C18	GROUP23F
175.	NLG ILLUM LIGHT AY	041000-1	33-40-14	BF GOORICH	3	C5	GROUP21F
176.	PUSH BUTTON SWITCH	09-530-XXXX	31 12 01	KORRY	3	C13	GROUP23F
177.	FLT DECK DOME LT	10-0359-9	33-10-20	HONEYWELL	3	C5	GROUP21F
178.	FLT DECK DOME LT	10-1113-1	33-10-23	GRIMES	3	C5	GROUP21F
179.	PAX READ LT	10-1527-3/-4	33-20-66	GRIMES	3	C5	GROUP21F

Signature valid


Signed by: Manoj Kumar
Bajpai
Director (Airworthiness)
Date: 09-Aug-2024 17:17:40

	CAPABILITY LIST				AIESL CAP/01		
	ACCESSORY OVERHAUL DIVISION (ELECTRICAL)				Part 4		Section 4.3
					Issue 2	Rev 5	Apr 2024

SR NO	NOMENCLATURE	PART NUMBER	ATA CODE	VENDOR	LEVEL OF MAINT	RATING	REMARKS
180.	PAX READ LT	10-1671-3G	33-20-74	HONEYWELL	3	C5	GROUP21F
181.	OUT TANK WIRE HARNES	1403KLM01	28-47-70	SMITHS	1	C9	GROUP19F
182.	OUT TANK WIRE HARNES	1408KLM01	28-47-70	SMITHS	1	C9	GROUP19F
183.	OUT TANK WIRE HARNES	1413KLM01	28-47-70	SMITHS	1	C9	GROUP19F
184.	OUT TANK WIRE HARNES	1416KLM01	28-47-70	SMITHS	1	C9	GROUP19F
185.	OUT TANK WIRE HARNES	1419KLM01	28-47-70	SMITHS	1	C9	GROUP19F
186.	OUT TANK WIRE HARNES	1422KLM01	28-47-70	SMITHS	1	C9	GROUP19F
187.	CARGO LT	15-0705-5, -7	33-30-15	HONEYWELL	3	C5	GROUP21F
188.	CARGO FLOOD LT	15-0712-X	33-30-17	HONEYWELL	3	C5	GROUP21F
189.	MAP READ LT	15-0714-X	33-30-14	HONEYWELL	3	C5	GROUP21F
190.	A/C DOOR LOCK WARNG LT ASSY	15-0728-1	33-30-18	GRIMES	3	C5	GROUP 21F
191.	SERVICE COMPT LT ASSY.	15-0777-5	33-30-14	GRIMES	3	C5	GROUP21F

Signature valid

Signed by: Manoj Kumar
 Bajpai
 Director (Airworthiness)
 Date: 09-Aug-2024 17:17:40

	CAPABILITY LIST		AIESL CAP/01		
	ACCESSORY OVERHAUL DIVISION (ELECTRICAL)		Part 4		Section 4.3
			Issue 2	Rev 5	Apr 2024

SR NO	NOMENCLATURE	PART NUMBER	ATA CODE	VENDOR	LEVEL OF MAINT	RATING	REMARKS
192.	CARGO LIGHT ASSY.	30-2303-11/13/15/17	33-30-16	HONEYWELL	3	C5	GROUP21F
193.	WING FLOOD LIGHT ASSY.	30-2304-5/6	33-41-80	HONEYWELL	3	C5	GROUP21F
194.	EMER. ESCP LIGHT ASSY.	30-2341-11 TO -22	33-51-49	GRIMES	3	C5	GROUP21F
195.	EMER. OVER WING ESCP LT ASSY.	30-2529-1 TO -6	33-51-53	GRIMES	3	C5	GROUP21F
196.	COCKPIT LIGHT ASSY	34265-X	33-10-23	GRIMES	3	C5	GROUP21E
197.	IGN. LEAD	3888283-2	49-41-15	CHAMPION	3	C7	GROUP2F
198.	LOGO LT ASSY	4321554	33-45-71	ECE RUNGIS	3	C5	GROUP21F
199.	LOGO LT ASSY	4321561	33-45-71	ECE RUNGIS	3	C5	GROUP21F
200.	LOGO LT ASSY	4321577	33-45-71	ECE RUNGIS	3	C5	GROUP21F
201.	LOGO LT ASSY	4321584	33-45-71	ECE RUNGIS	3	C5	GROUP21F
202.	FIRE DETECTOR	473485	26-11-02	WALTER KIDDE	3	C18	GROUP23F
203.	FIRE DETECTOR	473560	26-11-02	WALTER KIDDE	3	C18	GROUP23F


Signature valid

Signed by: Manoj Kumar

Bajpai

Director (Airworthiness)


Date: 09-Aug-2024 17:17:40

	CAPABILITY LIST					AIESL CAP/01	
	ACCESSORY OVERHAUL DIVISION (ELECTRICAL)					Part 4	Section 4.3
						Issue 2	Rev 5 Apr 2024

SR NO	NOMENCLATURE	PART NUMBER	ATA CODE	VENDOR	LEVEL OF MAINT	RATING	REMARKS
204.	FIRE DETECTOR	473582	26-11-60	WALTER KIDDE	3	C18	GROUP23F
205.	FIRE DETECTOR	473726	26-11-62	WALTER KIDDE	3	C18	GROUP23F
206.	FIRE DETECTOR	474188-1	26 11 60	KIDDE AEROSPACE	3	C18	GROUP23F
207.	FIRE DETECTOR	474189-1	26-11-60	WALTER KIDDE	3	C18	GROUP23F
208.	FIRE DETECTOR	474190-1	26-11-60	WALTER KIDDE	3	C18	GROUP23F
209.	REFLECTOR ASSY & GALLEY LT	479W1304-8/-9	33-27-01	THE BOEING CO.	3	C5	GROUP21F
210.	REFLECTOR ASSY AND DIRECT CEILING LT	479W1404-4/-5/-7	33-22-05	THE BOEING CO.	3	C5	GROUP21F
211.	POWER CABLE ASSY	60-4796-15/17/21/23	33-44-22	GRIMES	3	C5	GROUP21F
212.	ELECTRICAL PWR CABLE ASSY	60-5189-3/-4	33-50-81	HONEYWELL	3	C5	GROUP21F
213.	LED FLOOD LIGHT	81000-44007	33-20-01	KOITO	3	C5	GROUP21F
214.	EXIT SIGN ASSY	82000-36101	33-24-02	KOITO	3	C5	GROUP21F
215.	MASTER CALL LIGHT	82000-38401	33-28-01	KOITO	3	C5	GROUP21F

Signature valid

Signed by: Manoj Kumar Bajpai
Director (Airworthiness)
Date: 09-Aug-2024 17:17:40

	CAPABILITY LIST				AIESL CAP/01		
	ACCESSORY OVERHAUL DIVISION (ELECTRICAL)				Part 4		Section 4.3
					Issue 2	Rev 5	Apr 2024

SR NO	NOMENCLATURE	PART NUMBER	ATA CODE	VENDOR	LEVEL OF MAINT	RATING	REMARKS
216.	NO SMOKING / FASTEN SEAT BELT SIGN HSG	82000-62501	33-24-08	KOITO	3	C5	GROUP 21F
217.	SEALED LEAD ACID BATTERY	BA27-01	24-01-01	ENER SYS.	3	C5	GROUP 21F
218.	ENG FUEL CONT SW	D738-01-001	76-20-01	PAGE	3	C7	GROUP22F
219.	AUTO-TRANSFORMER	FT-XXXX	24-50-01	ELECTROCUBE	3	C5	GROUP21F
220.	FLASHLIGHT	P2-07-0001-101/-214	25-60-02	DMECORPORATION	3	C6	GROUP20F
221.	AIRCRAFT BATTERY	024147-000	24-31-07	SAFT AMERICA INC.	3	C5	GROUP21E
222.	TRU UNIT	080-20705-01	24-32-01	OECO	3	C5	GROUP21E
223.	PASSENGER READING LIGHT	10-1581-XX	30-20-65	HONEYWELL	3	C18	GROUP23E
224.	COCKPIT CHART LIGHT	15-0726-X	33-30-19	HONEYWELL	3	C5	GROUP21E
225.	MODULE CAPT LIGHTING	233A2227-1	33-11-41	BOEING	3	C5	GROUP21E
226.	MODULE DISP LIGHTING	233A2228-1	33-11-42	BAE SYSTEM	3	C5	GROUP21E
227.	MODULE FLOOD LITE CTRL	233A2229-3	33-11-43	BAE SYSTEM	3	C5	GROUP21E


Signature valid

Signed by: Manoj Kumar

Bajpai

Director (Airworthiness)


Date: 09-Aug-2024 17:17:40

	CAPABILITY LIST		AIESL CAP/01		
			Part 4		Section 4.3
	ACCESSORY OVERHAUL DIVISION (ELECTRICAL)		Issue 2	Rev 5	Apr 2024

SR NO	NOMENCLATURE	PART NUMBER	ATA CODE	VENDOR	LEVEL OF MAINT	RATING	REMARKS
228.	MAP/CHART LT CTRL MODULE	233A7201-3	33-17-01	BAE SYSTEM	3	C5	GROUP21E
229.	REAR POS. NAVIGATION LIGHT	30-2481-3, -5	33-42-06	HONEYWELL	3	C5	GROUP21E
230.	POSITION LIGHT ASSY	31-9289-X	33-43-21	HONEYWELL	3	C5	GROUP21E
231.	IGNITION CABLE ASSY.	3876132-1 THRU-15	49-41-19	CHAMPION	3	C7	GROUP22E
232.	OIL LEVEL SENSOR	3876298-3	49-91-60	HONEYWELL	1	C7	GROUP22E
233.	ENGINE WIRING HARNESS	3888448	49-11-03	GRIFFITH ENT.	3	C7	GROUP22E
234.	ENGINE WIRING HARNESS	3888448-1, -2	49-11-03	HONEYWELL	3	C7	GROUP22E
235.	ENGINE WIRING HARNESS	3888449	49-11-01	GRIFFITH ENT.	3	C7	GROUP22E
236.	ENGINE WIRING HARNESS	3888449-1	49-11-01	GRIFFITH ENT.	3	C7	GROUP22E
237.	TAXI LIGHT ASSY	50-0199-XX ,50-0128-XX	33-41-72	GRIMES	3	C5	GROUP21E
238.	THERMAL SWITCH	572756-1	21-52-34	UNITED SIGNAL	1	C1	GROUP19E
239.	THERMAL SWITCH	572757-1	21-52-20	UNITED SIGNAL	1	C1	GROUP19E

Signature valid


Signed by: Manoj Kumar Bajpai
Director (Airworthiness)
Date: 09-Aug-2024

	CAPABILITY LIST		AIESL CAP/01		
	ACCESSORY OVERHAUL DIVISION (ELECTRICAL)		Part 4		Section 4.3
			Issue 2	Rev 5	Apr 2024

SR NO	NOMENCLATURE	PART NUMBER	ATA CODE	VENDOR	LEVEL OF MAINT	RATING	REMARKS
240.	GRAY WATER DRAIN MAST ASSY	5E2675-1 TO -15	38-10-12	GOODRICH	3	C6	GROUP20E
241.	SENSOR ZONE TEMP	624018-1	21-61-01	HONEYWELL	1	C1	GROUP19E
242.	OVERHEAT ZONE DUCT SWITCH	641121-1	21-51-46	HONEYWELL	1	C1	GROUP19E
243.	BLOWER-VACUUM WASTE	645172-1 / 2	38-32-06	HONEYWELL	3	C6	GROUP20E
244.	INDICATOR LIGHT ASSY	65-0294-XX	33-10-03	HONEYWELL	3	C5	GROUP21E
245.	INDICATOR LIGHT DIMMING MODULE	69-55179-78	33-18-02	BAE SYSTEM	3	C5	GROUP21E
246.	LIGHT FLOOR PROXIMITY	81000-33701 TO 33707, 81000-33801 TO 33807, 81000-33901 TO 33907	33-51-02	KIOTO MFG CO LTD	3	C5	GROUP21E
247.	LOGO LIGHT ASSY	81000-37601, -37602	33-45-04	KIOTO MFG CO LTD	3	C5	GROUP21E
248.	WING ILLUMINATION LIGHT ASSY	81000-37703, -37704	33-41-02	KIOTO MFG CO LTD	3	C5	GROUP21E
249.	EXTERIOR EMERGENCY LIGHT	81000-37801, -37802, -37901, 81000-38201 TO -38204, 81000-41601, -41602	33-51-04	KIOTO MFG CO LTD	3	C5	GROUP21F

Signature valid


Signed by: Manoj Kumar
 Director (Airworthiness)
 Date: 09-Aug-2024 17:17:40

	CAPABILITY LIST					AIESL CAP/01	
	ACCESSORY OVERHAUL DIVISION (ELECTRICAL)					Part 4	Section 4.3
						Issue 2	Rev 5 Apr 2024

SR NO	NOMENCLATURE	PART NUMBER	ATA CODE	VENDOR	LEVEL OF MAINT	RATING	REMARKS
250.	LIGHT EMERGENCY	81000-38301	33-51-04	KIOTO	3	C5	GROUP21F
251.	SIGN ASSY	82000-36101	33-24-02	KIOTO	3	C5	GROUP21E
252.	EXIT SIGN HOUSING	82000-37201 TO -37203, 82000-37301, -37302	33-24-02	KIOTO MFG CO LTD	3	C5	GROUP21E
253.	LAV. OCCUPIED SIGN	82000-49001, 2, 3	33-24-04	KIOTO MFG CO LTD	3	C5	GROUP21E
254.	ELECTRIC EXIT SIGN	82000-XXXXX	33-24-03	KIOTO MFG CO LTD	3	C5	GROUP21E
255.	FIRE WIRE DETECTOR	902013-01	26-10-85	MEGGIT	3	C18	GROUP23E
256.	FIRE WIRE DETECTOR	902014-01	26-10-85	MEGGIT	3	C18	GROUP23E
257.	FIRE WIRE DETECTOR	902016-01	26-10-87	MEGGIT	3	C18	GROUP23E
258.	FIRE WIRE DETECTOR	902018-01	26-10-87	MEGGIT	3	C18	GROUP23E
259.	FIRE WIRE DETECTOR	902020-01	26-10-85	MEGGIT	3	C18	GROUP23E
260.	FIRE WIRE DETECTOR	902862	26-10-87	MEGGIT	3	C18	GROUP23E
261.	FIRE WIRE DETECTOR	902864	26-10-87	MEGGIT	3	C18	GROUP23E

Signature valid

Signed by: Manoj Kumar Bajpai
Director (Airworthiness)
Date: 09-Aug-2024 17:17:40

	CAPABILITY LIST		AIESL CAP/01		
			Part 4		Section 4.3
	ACCESSORY OVERHAUL DIVISION (ELECTRICAL)		Issue 2	Rev 5	Apr 2024

SR NO	NOMENCLATURE	PART NUMBER	ATA CODE	VENDOR	LEVEL OF MAINT	RATING	REMARKS
262.	LIGHT	10-0015-5	33-40-40	GRIMES	3	C5	GROUP21E
263.	HSG AY	10-1037-3	33-30-41	GRIMES	3	C5	GROUP21E
264.	HOUSING	10-1042-8	33-21-46	GRIMES	3	C5	GROUP21E
265.	LIGHT ASSY	10-1113-3	33-10-73	GRIMES	3	C5	GROUP21E
266.	LIGHT ASSY	15-0026-3	33-10-21	GRIMES	3	C5	GROUP21E
267.	LIGHT ASSY	15-0103-5	33-30-33	GRIMES	3	C5	GROUP21E
268.	LIGHT ASSY	15-0129	33-30-06	HONEYWELL	3	C5	GROUP21E
269.	SENSOR-N2 SPEED	320-549-XXX-X	77-11-15	CFM INTERNATIONAL	1	C7	GROUP22E
270.	HARNESS-MW0303	325-015-001-0	71-51-01	CFM INTERNATIONAL	3	C7	GROUP22E
271.	BOX-DMS	325-016-801-0	79-21-53	CFM INTERNATIONAL	1	C7	GROUP22E
272.	ENGINE HARNESS	325-025-201-0	73-24-049	CFM INTERNATIONAL	3	C7	GROUP22E
273.	HARNESS-J7	325-025-702-0	73-24-033	CFM INTERNATIONAL	3	C7	GROUP22E


Signature valid

Signed by: Manoj Kumar

Bajpai

Director (Airworthiness)

Date: 09-Aug-2024 17:17:40


	CAPABILITY LIST		AIESL CAP/01		
	ACCESSORY OVERHAUL DIVISION (ELECTRICAL)		Part 4		Section 4.3
			Issue 2	Rev 5	Apr 2024

SR NO	NOMENCLATURE	PART NUMBER	ATA CODE	VENDOR	LEVEL OF MAINT	RATING	REMARKS
274.	HARNESS-J8	325-025-803-0	73-24-03	CFM INTERNATIONAL	3	C7	GROUP22E
275.	HARNESS-MW0313	325-026-801-0	71-51-01	CFM INTERNATIONAL	3	C7	GROUP22E
276.	HARNESS-MW0302	325-026-902-0	71-51-01	CFM INTERNATIONAL	3	C7	GROUP22E
277.	HARNESS-MW0315	325-027-303-0	26-11-01	CFM INTERNATIONAL	3	C18	GROUP23E
278.	HARNESS-MW0316	325-027-403-0	26-11-01	CFM INTERNATIONAL	3	C18	GROUP23E
279.	HARNESS-MW0325	325-027-506-0	26-11-02	CFM INTERNATIONAL	3	C18	GROUP23E
280.	HARNESS-MW0326	325-027-606-0	26-11-02	CFM INTERNATIONAL	3	C18	GROUP23E
281.	HARNESS-MW0311	325-029-905-0	71-51-02	CFM INTERNATIONAL	3	C7	GROUP22E
282.	HARNESS-J5	325-034-902-0	73-24-03	CFM INTERNATIONAL	3	C7	GROUP22E
283.	HARNESS-J6	325-035-003-0	73-24-03	CFM INTERNATIONAL	3	C7	GROUP22E
284.	HARNESS-MW0304	325-035-201-0	71-51-01	CFM INTERNATIONAL	3	C7	GROUP22E
285.	HARNESS-MW0301	325-035-502-0	71-51-01	CFM INTERNATIONAL	3	C7	GROUP22E

Signature valid

Signed by: Manoj Kumar Bajpai
Director (Airworthiness)


Date: 09-Aug-2024 17:17:40

	CAPABILITY LIST		AIESL CAP/01		
	ACCESSORY OVERHAUL DIVISION (ELECTRICAL)		Part 4		Section 4.3
			Issue 2	Rev 5	Apr 2024

SR NO	NOMENCLATURE	PART NUMBER	ATA CODE	VENDOR	LEVEL OF MAINT	RATING	REMARKS
286.	HARNESS	325-043-400-0	73-24-04	CFM INTERNATIONAL	3	C7	GROUP22E
287.	HARNESS-J9	325-043-401-0	73-24-04	CFM INTERNATIONAL	3	C7	GROUP22E
288.	HARNESS	325-043-500-0	73-24-04	CFM INTERNATIONAL	3	C7	GROUP22E
289.	LIGHT ASSY	34265-8	33-10-23	HONEYWELL	3	C5	GROUP21E
290.	PLUG IDENTIFICATION	390-660-001-0	73-24-06	CFM INTERNATIONAL	3	C7	GROUP22E
291.	DETECTOR,DMS	41F1304	79-21-54	CFM INTERNATIONAL	1	C7	GROUP22E
292.	SENSOR	41SG265-1	36-20-01	EATON	1	C17	GROUP19E
293.	SENSOR-VIB BRG 1	6237M117A	77-31-33	ENDEVCO	1	C7	GROUP22E
294.	SENSOR,VIB-FFCC	6237M118A	77-31-48	ENDEVCO	1	C7	GROUP22E
295.	DIMMING RELAY MODULE ASSY	65C33409-3	33-18-01	BAE SYSTEMS	3	C5	GROUP21E
296.	RUDDER TRIM MODULE ASSY	69-73703-13	27-21-56	BAE SYSTEM	3	C8	GROUP19E
297.	LIGHT	81000-17502	33-11-01	KOITO	3	C5	GROUP21E
298.	SENSOR-TEMP COMP. DISCH	8TC19AAN1	77-23-12	AMETEK AEROSPACE	1	C7	GROUP22E


Signature valid

Signed by: Manoj Kumar
 Bajpai
 Director (Airworthiness)
 Date: 09-Aug-2024 17:17:40

	CAPABILITY LIST		AIESL CAP/01		
			Part 4		Section 4.3
	ACCESSORY OVERHAUL DIVISION (ELECTRICAL)		Issue 2	Rev 5	Apr 2024

SR NO	NOMENCLATURE	PART NUMBER	ATA CODE	VENDOR	LEVEL OF MAINT	RATING	REMARKS
299.	IGNITER PLUG	CH31900	74-21-37	CHAMPION	1	C7	GROUP22E
300.	PROBE-T12	RP235-00	73-21-37	AUXITROL	1	C7	GROUP22E
301.	PROBE-PT25	RP236-00	73-21-38	AUXITROL	1	C7	GROUP22E
302.	PROBE T5	TC292-01	77-22-15	AUXITROL	1	C7	GROUP22E
303.	PACK TEMP CONTROLLER	796880-X-00X	21-62-11	HAMILTON STD.	2	C1	GROUP 1D
304.	LIGHT ASSEMBLY	040000-1/2	33-40-13	GOODRICH	3	C5	GROUP 21F
305.	FAUCET	0FX0000A01G01/G03	38-11-01	JAMCO	3	C6	GROUP 20F
306.	PR.SENSOR	11389-2	21-27-01	HAMILTON	3	C1	GROUP 19F
307.	TEMP. SELECTOR	1150010-1	21-61-08	HONEYWELL	1	C1	GROUP19F
308.	IN TANK WIRE HARNESS	1425KLM01	28-47-61	GE	3	C9	GROUP 19F
309.	VAC TOILET ASSY	15800-029-X, 15800-022-X	38-33-31	MONOGRAM SYSTEM	3	C6	GROUP 20E,F
310.	COMPACTR	3210005WB119	25-30-12	MONOGRAM SYSTEM	3	C6	GROUP 20F


Signature valid
 Signed by: Manoj Kumar
 Director (Airworthiness)
 Date: 09-Aug-2024 17:17:40

	CAPABILITY LIST				AIESL CAP/01		
	ACCESSORY OVERHAUL DIVISION (ELECTRICAL)				Part 4		Section 4.3
					Issue 2	Rev 5	Apr 2024

SR NO	NOMENCLATURE	PART NUMBER	ATA CODE	VENDOR	LEVEL OF MAINT	RATING	REMARKS
311.	ESPRESSO MAKER	3510-0056-03	25-33-03	B/E AEROSPACE	3	C6	GROUP 20F
312.	MAKER	3510-0066-01	25-33-02	B/E AEROSPACE	3	C6	GROUP 20F
313.	ENGINE OIL LEVEL SENSOR	3876211-2	49-93-05	ROSEMOUNT	3	C7	GROUP 22F
314.	TRU	4-273-03	24-32-01	CRANE ELDEC	3	C5	GROUP 21F
315.	RELAY	40-617-1381/1322	24-09-78	SMITHS	1	C5	GROUP 21F
316.	MIX FLOW FAN	4100941	21-26-01	HAMILTON	3	C1	GROUP 19F
317.	DRAIN MAST	417T2093-10	38-31-01	BOEING	3	C6	GROUP 20F
318.	LED STRIP LIGHT	4303-11-4001002	33-25-21	DLE	3	C5	GROUP 21F
319.	LED STRIP LIGHT	4303-11-4501003	33-25-21	DLE	3	C5	GROUP 21F
320.	LED STRIP LIGHT	4303-11-5501004	33-25-21	DLE	3	C5	GROUP 21F
321.	LED STRIP LIGHT	4303-12-5501004	33-25-21	DLE	3	C5	GROUP 21F
322.	CARTRIDGE	446384-1	26-21-34	WALTER KIDDE	1	C18	GROUP 23F
323.	REFLECTOR	479W1404-8	33-22-05	BOEING	3	C5	GROUP 21F

Signature valid


Signed by: Manoj Kumar
Bajpai
Director (Airworthiness)
Date: 09-Aug-2024 17:17:40

	CAPABILITY LIST		AIESL CAP/01		
	ACCESSORY OVERHAUL DIVISION (ELECTRICAL)		Part 4		Section 4.3
			Issue 2	Rev 5	Apr 2024

SR NO	NOMENCLATURE	PART NUMBER	ATA CODE	VENDOR	LEVEL OF MAINT	RATING	REMARKS
324.	CABIN AIR CIRCULATING FAN	645405-2	21-20-18	HONEYWELL	3	C1	GROUP 19F
325.	THERMO COUPLE TEMP	8TC34ABW1	77-21-40	AMETEK	1	C7	GROUP 22F
326.	T3 SENSOR	8TC58AAH1/H2/G2	77-23-13	AMETEK	1	C7	GROUP 22F
327.	OVEN	A286-11	25-38-18	JAMCO	2	C6	GROUP 20F
328.	AUTO BRAKE SELECTOR S/W ASSY	AC30-0028	32-42-02	JAMCO CORP	3	C14	GROUP 23F
329.	OVEN	AS0201-21/32	25-38-22	JAMCO	3	C6	GROUP 20E,F
330.	DETECTOR	PU90-471WR1/R2	26-10-05	JAMCO	3	C18	GROUP 23F
331.	BOILER	WB3002A2B015	25-31-02	IPECO	3	C6	GROUP 20F
332.	STATIC INVERTER	1-002-0102-2087	24-20-23	AVIONICS INST CORP	3	C5	GROUP 21E
333.	TOTAL TEMP SENSOR	102LA2AG	34-10-58	ROSE MOUNT	1	C3	GROUP 21E
334.	RAM AIR CTRL TEMP SENSOR	1150002-1	21-53-01	HONEYWELL	1	C1	GROUP 19E
335.	PACK TEMP SENSOR	1150250-1	21-52-02	HONEYWELL	1	C1	GROUP 19E

Signature valid

Signed by: Manoj Kumar Bajpai
Director (Airworthiness)
Date: 09-Aug-2024

	CAPABILITY LIST		AIESL CAP/01		
	ACCESSORY OVERHAUL DIVISION (ELECTRICAL)		Part 4		Section 4.3
			Issue 2	Rev 5	Apr 2024

SR NO	NOMENCLATURE	PART NUMBER	ATA CODE	VENDOR	LEVEL OF MAINT	RATING	REMARKS
336.	MODULE	233A2224-3	73-31-01	BAE SYSTEM	3	C7	GROUP 22E
337.	MAP/CHART LIGHT CTRL PANEL	233A7202-3	33-13-03	BOEING	3	C5	GROUP 21E
338.	FUEL TEST MODULE	233A7206-2	28-22-01	BAE SYSTEM	3	C9	GROUP 19E
339.	LIGHT ASSY	4042-10	33-21-14	DIEHL	3	C5	GROUP 21E
340.	COFFEE MAKER	4510-44UG00	25-33-21	B/E AEROSPACE	3	C6	GROUP 20E,F
341.	DUCT AIR TEMP SENSOR	622878-1/-2	21-65-02	HONEYWELL	1	C1	GROUP 19E
342.	PACK DISCH OVERHEAT SWITCH	641172-1	21-52-08	GARRETT	1	C1	GROUP 19E
343.	MODULE	69-37320-104	30-12-05	BAE SYSTEM	3	C18	GROUP 23E
344.	GROUND PROX. WARNING MODULE	69-37369-300	31-36-76	BAE SYSTEM	3	C13	GROUP 23E
345.	FLOOD/PANEL LIGHT MODULE	69-76435-5	33-11-57	BAE SYSTEM	3	C5	GROUP 21E
346.	WATER BOILER	72184012B	25-33-60	B/E AEROSPACE	3	C6	GROUP 20E


Signature valid

Signed by: Manoj Kumar

Bajpai

Director (Airworthiness)


Date: 09-Aug-2024 17:17:40

	CAPABILITY LIST		AIESL CAP/01		
	ACCESSORY OVERHAUL DIVISION (ELECTRICAL)		Part 4		Section 4.3
			Issue 2	Rev 5	Apr 2024


SR NO	NOMENCLATURE	PART NUMBER	ATA CODE	VENDOR	LEVEL OF MAINT	RATING	REMARKS
347.	ACTUATOR	933D100-1	52-21-04	MEGGIT	3	C4	GROUP 20F
348.	ACTUATOR	MA20A1001-1	28-25-17	ITT INDUSTRIES	3	C9	GROUP 19E,F
349.	ACTUATOR	MA20A2027	28-20-21	ITT INDUSTRIES	3	C9	GROUP 19E,F
350.	ACTUATOR	MA30A1001-1	28-20-21	ITT INDUSTRIES	3	C9	GROUP 19E,F
351.	WIRE HARNESS IN TANK	0802KLM03	28-47-61	GE	1	C9	GROUP19F
352.	WIRE HARNESS IN TANK	0812KLM02	28-47-61	GE	1	C9	GROUP19F
353.	WIRE HARNESS IN TANK	0813KLM02	28-47-61	GE	1	C9	GROUP19F
354.	ENG INLET TOTAL TEMP SENR	1325M60P09	73-21-97	ROSEMOUNT	1	C7	GROUP22F
355.	FUEL/OIL TEMP SENSOR	0132ABK	24-09-01	ROSEMOUNT	1	C5	GROUP21F
356.	SENSOR N2 SPEED	320-802-401-0/402-0/403-	77-11-18	SNECMA	1	C7	GROUP22F
357.	RATING PLUG	390-800-001	73-24-51	SNECMA	3	C7	GROUP22F
358.	HARNESS RIGHT EGT	8EH35AAG1	77-21-54	AMETEK	3	C7	GROUP22F

Signature valid

Signed by: Manoj Kumar
Bajpai
Director (Airworthiness)
Date: 09-Aug-2024 17:17:40

	CAPABILITY LIST		AIESL CAP/01		
			Part 4		Section 4.3
	ACCESSORY OVERHAUL DIVISION (ELECTRICAL)		Issue 2	Rev 5	Apr 2024


SR NO	NOMENCLATURE	PART NUMBER	ATA CODE	VENDOR	LEVEL OF MAINT	RATING	REMARKS
359.	HARNESS LEFT EGT	8EH35AAH1	77-21-64	AMETEK	3	C7	GROUP22F
360.	FUEL MANIFOLD PR. SENSOR	APT151250-950A	73-21-74	KULITE	1	C7	GROUP22F
361.	SENSOR OIL PRESSURE	APT7B1500-7BARD	79-32-11	KULITE	1	C7	GROUP22F
362.	FUEL FILTER DELTA PR. SENSOR	APT8A1500-120D	73-21-09	KULITE	1	C7	GROUP22F
363.	SMOKE DETECTOR	PU90-471WR3/WS	26-10-05	JAMCO	3	C18	GROUP23F
364.	IGNITION CABLE ASSY	53331-1	49-41-15	CHAMPION	3	C7	GROUP22F
365.	EMERGENCY LIGHT ASSEMBLY	0105924-001 / 003 / 005	DRAWING	LUMINATOR	2	C5	GGROUP 19F
366.	HORN	01-0770666-00 OR 10-62239-2	PROC. SHEET	WHELEN	1	C18	GROUP19E
367.	HOUSING(LAV INTERIOR LIGHT)	10-1575-1 TO -4	33-27-05	HONEYWELL	3	C5	GROUP 21F
368.	DIMMER CONTROL UNIT	1024-4, -4A, -4B, -4C	33-11-14	ASTRONICS	3	C5	GROUP 21EF
369.	LINEAR ACTUATOR	132VJ2RL17/17A/17B	25-25-05	GEORICH	3	C6	GROUP 20F

	CAPABILITY LIST		AIESL CAP/01		
	ACCESSORY OVERHAUL DIVISION (ELECTRICAL)		Part 4		Section 4.3
			Issue 2	Rev 5	Apr 2024

SR NO	NOMENCLATURE	PART NUMBER	ATA CODE	VENDOR	LEVEL OF MAINT	RATING	REMARKS
370.	SERVICE COMPARTMENT LIGHT	15-0883-1	33-31-02	HONEYWELL	3	C5	GROUP 21F
371.	VACCUM TOILET ASSY	15800-019-X / 15800-012-X	38-33-12	MONOGRAM SYSTEMS	3	C6	GROUP 20F
372.	PROXIMITY SWITCH SENSOR	1-899-29	24-09-08	CRANE HYDROAIR	1	C5	GROUP21E
373.	WIPER MOTOR	2313M34X-X	30-40-14	ROSEMOUNT	3	C18	GROUP23E
374.	PASSENGER SIGN MODULE	233W3207-XX	33-24-11	BAE SYSTEM	3	C5	GROUP 21F
375.	BLEED AIR PR. MODULE	233W3214-X	36-11-11	BOEING	3	C17	GROUP 19F
376.	SINGLE CAVITY FIRST CLASS OVEN	2610-0001-01, -02	25-31-73	A/C PRODUCTS CO.	3	C6	GROUP 20F
377.	SINGLE CAVITY COACH OVEN	2710-0001-01, -02	25-31-71	A/C PRODUCTS CO.	3	C6	GROUP 20F
378.	LIGHT AY	30-0909-XXX	33-40-38	HONEYWELL	3	C5	GROUP21F
379.	ANTICOLLISION LIGHT	30-2335-X	33-40-38	HONEYWELL	3	C5	GROUP 21F


Signature valid

Signed by: Manoj Kumar Bajpai
Director (Airworthiness)
Date: 09-Aug-2024 17:17:40

	CAPABILITY LIST		AIESL CAP/01		
	ACCESSORY OVERHAUL DIVISION (ELECTRICAL)		Part 4		Section 4.3
			Issue 2	Rev 5	Apr 2024


SR NO	NOMENCLATURE	PART NUMBER	ATA CODE	VENDOR	LEVEL OF MAINT	RATING	REMARKS
380.	TAIL POSITION LIGHT	30-2407-1	33-41-78	HONEYWELL	3	C5	GROUP 21F
381.	LIGHT ASSEMBLY	30-2505-3	33-42-03	HONEYWELL	3	C5	GROUP 21E
382.	LIGHT ASSEMBLY	30-2506-3	33-42-04	HONEYWELL	3	C5	GROUP21E
383.	AUTOTRANSFORMER	310-19618-02	DRAWING	OECO	1	C6	GROUP 21F
384.	AUTOTRANSFORMER	310-19664-01	DRAWING	OECO	1	C6	GROUP 21F
385.	COFFEE MAKER	3510-0044-XX	25-30-48	B/E AEROSPACE	3	C6	GROUP 20E
386.	PRESSURE SENSOR	3876226-1	49-26-85	HONEYWELL	1	C7	GROUP 22E
387.	OIL SUMP HEATER	3876145-1	49-26-85	HONEYWELL	1	C7	GROUP 22E
388.	INLET PRESSURE SENSOR	3876225-1/-2	49-26-85	HONEYWELL	1	C7	GROUP 22E
389.	IMMERSION THERMOCOUPLE	3876271-1	49-26-85	HONEYWELL	1	C7	GROUP22E

Signature valid
 Signed by: Manoj Kumar
 Bajpai
 Director (Airworthiness)
 Date: 09-Aug-2024 17:17:40


	CAPABILITY LIST					AIESL CAP/01	
	ACCESSORY OVERHAUL DIVISION (ELECTRICAL)					Part 4	Section 4.3
						Issue 2	Rev 5 Apr 2024

SR NO	NOMENCLATURE	PART NUMBER	ATA CODE	VENDOR	LEVEL OF MAINT	RATING	REMARKS
390.	CEILING LIGHT	4041-XX	33-21-14	DIEHL	3	C5	GROUP21E
391.	COFFEE MAKER	411-0001-XXX	25-34-34	B/E AEROSPACE	3	C6	GROUP20E
392.	WATER WASTE DRAIN MAST ASSEMBLY	417A2093-X	38-31-04	BOEING	3	C6	GROUP20E
393.	WASTE WATER DRAIN MAST	417T2093-X / 478W1610-X / 417N2117-X	38-31-01	BOEING	3	C6	GROUP 20F
394.	CENTER PSU READING LIGHTS / NSFBS PANEL ASSY	418W1020-XXXX	25-23-52	BOEING	3	C6	GROUP 20F
395.	OUTBOARD PSU READING LIGHT PANEL ASSEMBLY	418W1025-XXXX	25-23-54	BOEING	3	C6	GROUP 20F
396.	CARTRIDGE	446616	26-21-34	WALTER KIDDE AEROSPACE	1	C18	GROUP 23E
397.	FIRE DETECTORS	473482	26-11-59	WALTER KIDDE AEROSPACE	3	C18	GROUP 22F
398.	FIRE DETECTORS	473760	26-11-59	WALTER KIDDE AEROSPACE	3	C18	GROUP 23F
399.	FIRE DETECTORS	473761	26-11-59	WALTER KIDDE AEROSPACE	3	C18	GROUP 23F

Signature valid
 Signed by: Manoj Kumar Bajpai
 Director (Airworthiness)
 Date: 09-Apr-2024 17:17:40


	CAPABILITY LIST		AIESL CAP/01		
	ACCESSORY OVERHAUL DIVISION (ELECTRICAL)		Part 4		Section 4.3
			Issue 2	Rev 5	Apr 2024

SR NO	NOMENCLATURE	PART NUMBER	ATA CODE	VENDOR	LEVEL OF MAINT	RATING	REMARKS
400.	REFLECTOR ASSY & GALLEY LT	479W1304-8/-9	33-27-01	THE BOEING CO	3	C5	GROUP 21F
401.	RAM AIR ACTUATOR	541674-X	21-20-36	HONEYWELL	3	C1	GROUP19E
402.	STROBE LIGHT POWER SUPPLY	60-4791-3	33-44-23	HONEYWELL	3	C5	GROUP 21F
403.	STROBE LIGHT POWER SUPPLY	60-4983-3	33-44-27	HONEYWELL	3	C5	GROUP 21EF
404.	CABLE ASSY	60-5206-1	33-43-21	HONEYWELL	3	C5	GROUP 21E
405.	MOTOR DRIVEN FAN	606707-1	21-25-02	HONEYWELL	3	C1	GROUP 19F
406.	OXYGEN SYSTEM MODULE ASSY	69-37322-15	31-11-39	BAE SYSTEM	3	C13	GROUP 23E
407.	AIRSTAIR DOOR LATCH LINEAR ACTUATOR	734-16100-XX	52-61-01	SHIMADZU	3	C4	GROUP 20E
408.	NO SMOKING/FASTEN SEAT BELT SIGN HOUSING	82000-35701	33-24-01	KOITO	3	C5	GROUP 21F
409.	TRANSDUCER ASSY	83-108-01	32-49-01	CRANE ELDEC	1	C14	GROUP 23F

	CAPABILITY LIST				AIESL CAP/01		
	ACCESSORY OVERHAUL DIVISION (ELECTRICAL)				Part 4		Section 4.3
					Issue 2	Rev 5	Apr 2024

SR NO	NOMENCLATURE	PART NUMBER	ATA CODE	VENDOR	LEVEL OF MAINT	RATING	REMARKS
410.	BUN WARMER	8922-11-0000-10	25-37-25	SELL	3	C6	GROUP 20F
411.	BATTERY CHARGER	8-930-03/MODA	24-31-06	ELDEC	3	C5	GROUP 21E
412.	IGNITION LEAD	9043110-XX	74-21-15	UNISON	1(ELECTRICAL TEST ONLY)	C7	GROUP 22E
413.	FLIGHT LOCK ACTUATOR	904800-01	52-10-01	MEGGIT	3	C4	GROUP 20F
414.	ACTUATOR	924D100-1	27-62-03	EATON	3	C8	GROUP 19F
415.	L/G LEVER LOCK SOLENOID	A420-062894-01	24-09-04	GUARDIAN ELECTRIC	3	C5	GROUP 21E
416.	EMERGENCY POWER SUPPLY	D717-01-001 D717-02-001	24-35-01	PAGE	3	C5	GROUP 21EF
417.	EMERGENCY POWER SUPPLY	D717-01-100	24-35-01	PAGE	3	C5	GROUP 21EF
418.	BREAKER	ELM1087-1	24-09-58	HARTMAN	3	C5	GROUP 21F
419.	BREAKER	ELM817-1 TO ELM825-1	24-09-58	HARTMAN	3	C5	GROUP 21F

Signature valid
 24-09-58
 Signed by: Manoj Kumar
 Bajpai
 Director (Airworthiness)
 Date: 09-Aug-2024 17:40

	CAPABILITY LIST		AIESL CAP/01		
	ACCESSORY OVERHAUL DIVISION (ELECTRICAL)		Part 4		Section 4.3
			Issue 2	Rev 5	Apr 2024

SR NO	NOMENCLATURE	PART NUMBER	ATA CODE	VENDOR	LEVEL OF MAINT	RATING	REMARKS
420.	CONTACTOR	ELM826-2	24-09-55	HARTMAN	3	C5	GROUP 21F
421.	CONTACTOR	ELM829-2	24-09-54	HARTMAN	3	C5	GROUP 21F
422.	HOT JUG	JD034005	25-30-372	DRIESSEN	3	C6	GROUP 20E
423.	AIR TEMP SENSOR	MS28034-1/-3	49-26-85	HONEYWELL	1	C7	GROUP 22E
424.	ACTUATOR ASSY	PS5-21530-XX	25-23-40	P.L. PORTER	3	C6	GROUP 20F
425.	ACTUATOR ASSY	PS5-22530-XX	25-23-41	CRANE AEROSPACE	3	C6	GROUP 20F
426.	CPC	21933-01AC	21-33-21	NORD MICRO	2	C1	GROUP 19F
427.	ACE	488550-09-01/10-01/02	27-02-01	BAE SYSTEM	1	C8	GROUP 19F
428.	WINDO HEAT CONTROL UNIT	785897-1/2/3	30-41-17	INTERTECHNI	2	C18	GROUP 23F
429.	DISPLAY SELECTOR UNIT (DSP)	824392-1-002/003, 814392-XXX – XXX, 7123-19973-XXX	21-33-71	HAMILTON	2	C1	GROUP 19F
430.	AVMSCU	8KE143GXXX	77-31-01	AMEK	1	C7	GROUP 22E


Signature valid

Signed by: Manoj Kumar

Bajpai

Director (Airworthiness)


Date: 09-Aug-2024 17:41:40

	CAPABILITY LIST					AIESL CAP/01	
	ACCESSORY OVERHAUL DIVISION (ELECTRICAL)					Part 4	Section 4.3
						Issue 2	Rev 5 Apr 2024

SR NO	NOMENCLATURE	PART NUMBER	ATA CODE	VENDOR	LEVEL OF MAINT	RATING	REMARKS
431.	B737-800 APU CONTROLLER	2118966-221-222	49-61-62	HONEYWELL	1	C7	GROUP 22E
432.	PSEU (PROXIMITY SENSOR ELECTRONICS UNIT)	285A1600-2/3/4/5	32-61-20	BAE	1	C14	GROUP 23F
433.	P5-13 (ELECTRICAL METER, BATT & GALLEY POWER PANEL)	285A1840-1/2/3/4/7/8	24-00-06	BAE	2	C5	GROUP 21F
434.	P5-13 (ANALOG INTERFACE) SRU	285A1844-1/2/3/4/7	24-00-07	BAE	1	C5	GROUP 21F
435.	P5-13 (PROCESSOR INTERFACE) SRU	285A1848-2/3/4	24-00-08	BAE	1	C5	GROUP 21F
436.	MDTM (MASTER DIM, TEST MODULE)	285W0186-1	33-16-07	BAE	2	C5	GROUP 21F
437.	MBC (MASTER BRIGHTNESS CONTROLLER)	285W0192-1,-3	33-16-09	BAE	1	C5	GROUP 21F
438.	B737 PACK AND ZONE TEMPERAURE CONTROLLER	622814-5	21-61-07	HONEYWELL	2	C1	GROUP 19E
439.	B777 BPCU	756585E	24-23-12	HAMILTON SUND.	2	C5	GROUP 21F
440.	B777 GCU	756603E	24-23-11	HAMILTON SUND..	2	C5	GROUP 21F


Signature valid

Signed by: Manoj Kumar Baipai
Director (Airworthiness)
Date: 09-Aug-2024

	CAPABILITY LIST		AIESL CAP/01		
			Part 4		Section 4.3
	ACCESSORY OVERHAUL DIVISION (ELECTRICAL)		Issue 2	Rev 5	Apr 2024

SR NO	NOMENCLATURE	PART NUMBER	ATA CODE	VENDOR	LEVEL OF MAINT	RATING	REMARKS
441.	B737 GCU	762185H	24-23-16	HAMILTON SUND.	2	C5	GROUP 21E
442.	B737 BPCU	762187F	24-23-17	HAMILTON SUND.	2	C5	GROUP 21E
443.	WATER BOILER	11050-X/-XX	25-30-02	COMPOSITE SPECIALITIES LTD	3	C6	GROUP 20F
444.	WATER BOILER	11225-1/-5	25-30-03	COMPOSITE SPECIALITIES LTD	3	C6	GROUP 20F
445.	WATER BOILER	11225-3/-31	25-30-02	COMPOSITE SPECIALITIES LTD	3	C6	GROUP 20F
446.	CARGO FLOOD LIGHT	15-0712-XX	33-30-17	HONEYWELL	3	C5	GROUP 21F
447.	THERMOCOUPLE PROBE	1696M81PX	77-21-52	WESTON AEROSPACE	1	C7	GROUP 22E
448.	EGT HARNESS	22868-001	77-21-08	HARCO LAB	1	C7	GROUP 22E
449.	HYD/RAM AIR MODULE	233W3201-X/-XX	29-21-06	BOEING	3	C12	GROUP 23F
450.	FUEL JETISON MODULE	233W3203-X	28-22-01	BAE SYSTEMS	3	C9	GROUP 19F
451.	FLIGHT DECK DOOR MODULE	233W6209-1	52-51-01	BAE SYSTEMS	3	C4	GROUP 20E

Signature valid
 Signed by: Manoj Kumar
 Bajpai
 Director (Airworthiness)
 Date: 09-Aug-2024 17:17:40

	CAPABILITY LIST					AIESL CAP/01	
	ACCESSORY OVERHAUL DIVISION (ELECTRICAL)					Part 4	Section 4.3
						Issue 2	Rev 5 Apr 2024

SR NO	NOMENCLATURE	PART NUMBER	ATA CODE	VENDOR	LEVEL OF MAINT	RATING	REMARKS
452.	BATTERY ASSEMBLY	263BA101-2	24-31-03	ACME ELECTRIC CO.	2	C5	GROUP 21F
453.	PANEL ASSEMBLY	284W8040-3 TO -19	26-15-02	BOEING	3	C18	GROUP 23E
454.	MLG HARNESS	286W70XX-X	32-10-05	BOEING	3	C14	GROUP 23F
455.	MLG HARNESS	286W71XX-X	32-10-05	BOEING	3	C14	GROUP 23F
456.	MLG HARNESS	286W72XX-X	32-10-05	BOEING	3	C14	GROUP 23F
457.	MLG HARNESS	286W75XX-X	32-10-05	BOEING	3	C14	GROUP 23F
458.	MLG HARNESS	286W7604-X	32-10-05	BOEING	3	C14	GROUP 23F
459.	REAR POSITION NAV. LIGHT	30-2414-1/-3	33-41-79	GRIMES AEROSPACE	3	C5	GROUP 21F
460.	IGNITOR PLUG	305766	49-26-85	HONEYWELL	1	C7	GROUP 22E
461.	CARTRIDGE	30903912/13/28/29/37/38	SL 26--0233	PACIFIC SCIENTIFIC	1	C18	GROUP 23D
462.	HARNESS	325-027-701-0	73-24-05	CHINA INTERNATIONAL	2	C7	GROUP 22E
463.	ENGINE CORE HARNESS	351-700-XXX-0	73-22-97	SNECMA	2	C7	GROUP 22F


Signature valid

Signed by: Manoj Kumar

Bajpai

Director (Airworthiness)

Date: 09-Aug-2024 17:17:40


	CAPABILITY LIST		AIESL CAP/01		
			Part 4		Section 4.3
	ACCESSORY OVERHAUL DIVISION (ELECTRICAL)		Issue 2	Rev 5	Apr 2024

SR NO	NOMENCLATURE	PART NUMBER	ATA CODE	VENDOR	LEVEL OF MAINT	RATING	REMARKS
464.	ENGINE CORE HARNESS	351-701-XXX-0	73-22-98	SNECMA	1	C7	GROUP 22F
465.	PRESSURE TRANSDUCER	3876217-1	49-52-15	KULITE/HONEYWELL	1	C7	GROUP 22E
466.	PRESSURE TRANSDUCER	3876218-1	49-52-15	KULITE/HONEYWELL	1	C7	GROUP 22E
467.	PRESSURE TRANSDUCER	3876219-1	49-52-15	KULITE/HONEYWELL	1	C7	GROUP 22E
468.	PRESSURE TRANSDUCER	3876219-2	49-52-15	KULITE/HONEYWELL	1	C7	GROUP 22E
469.	TOTAL PR. TRANSDUCER	3876255-XX	49-26-85	HONEYWELL	1	C7	GROUP 22E
470.	SPDT CONTACTOR	40-617-1383/1384/1385	24-09-63	HARTMAN	2	C5	GROUP 21.F
471.	BLOWER	4100945/945A	21-25-02	HAMILTON SUND.	3	C1	GROUP 19F
472.	BLOWER	4100949/949A	21-24-01	HAMILTON SUND.	1	C1	GROUP 19F
473.	PRESSURE TRANSDUCER	4132034-1	49-52-15	KULITE/HONEYWELL	1	C7	GROUP 22E
474.	FIRE/OVERHEAT DETECTOR ASSEMBLY	4361 /4362	26-10-74	MEGGIT	3	C18	GROUP 23F
475.	FIRE O/H DETECTOR	472566	26-11-56	KIDDE AEROSPACE	3	C18	GROUP 23F

Signature valid

Signed by: Manoj Kumar
Bhopai
Director (Airworthiness)

Date: 09-Aug-2024 17:17:40


	CAPABILITY LIST				AIESL CAP/01		
	ACCESSORY OVERHAUL DIVISION (ELECTRICAL)				Part 4		Section 4.3
					Issue 2	Rev 5	Apr 2024

SR NO	NOMENCLATURE	PART NUMBER	ATA CODE	VENDOR	LEVEL OF MAINT	RATING	REMARKS
476.	STROBE LITE HARNESS	60-4984-X/-XX	33-44-35	HONEYWELL	3	C5	GROUP 21F
477.	THERMOCOUPLE CABLE ASSEMBLIES	609200-01 / 609201-01	77-21-18	AMETEK	2	C7	GROUP 22E
478.	W1/W1A/W2/W3 ELECTRICAL CABLES	7138M96G01/ 7157M57G01	73-21-71	BAE SYSTEMS	2	C7	GROUP 22E
479.	ADAPTORS	796-428, 796428-1, 796-429-1 796429-2, 796-430, 796430-1, 796-778-1, 796-779-1	28-42-66	INTERTECHMIQUE	1	C9	GROUP 19F
480.	THMS TEMPERATURE SENSOR	810211-X/ 810218-X/ 810223-X	21-63-03	HAMILTON SUNDSTRAND	1	C1	GROUP 19F
481.	IGNITION LEADS	9059110-1/-2	74-21-19	UNISON	3	C7	GROUP 22E
482.	HORIZONTAL CHAIR ACTUATOR	AD8650501-1	25-10-84	PS ARTUS	3	C6	GROUP 1AD
483.	HORIZONTAL CHAIR ACTUATOR	AD8650503	25-10-84	PS ARTUS	3	C6	GROUP 1AD
484.	THERMOCOUPLE PROBE	HAD21226	75-25-15	HARCO LAB	1	C7	GROUP 22F
485.	EGT HARNESS	HAD21365	77-21-18	HARCO LAB	1	C7	GROUP 22F
486.	EGT HARNESS	HAD21986	77-21-18	HARCO LAB	1	C7	GROUP 22F
487.	THERMOCOUPLE PROBE	HAD22615	75-25-15	HARCO LAB	1	C7	GROUP 22F


Signature valid

Signed by: Manoj Kumar
Bhargava
Director (Airworthiness)

Date: 09-Aug-2024

	CAPABILITY LIST		AIESL CAP/01		
			Part 4		Section 4.3
	ACCESSORY OVERHAUL DIVISION (ELECTRICAL)		Issue 2	Rev 5	Apr 2024


SR NO	NOMENCLATURE	PART NUMBER	ATA CODE	VENDOR	LEVEL OF MAINT	RATING	REMARKS
488.	PROBE T495	TC296-02/-03/-04	77-21-17	AUXITROL/CFM	1	C7	GROUP 22E
489.	INTEGRATED LEADING EDGE POSITION & ANTI COLLISION ASSY	30-2620-1/ -2	33-42-74	HONEYWELL	3	C5	GROUP 21F
490.	STARTER / GENERATOR	28B545-7/-7A/-7B	24-21-14	HONEYWELL	1	C5	GROUP 21E
491.	APU GENERATOR	756589A	24-21-15	HAMILTON SUNDSTRAND	1	C5	GROUP 21F
492.	VARIABLE SPEED CONTANT FREQUENCY GENERATOR	757066A/B/C/D/E/F/G/H, 1701766, 1701768, M762620	24-25-20	HAMILTON SUNDSTRAND	1	C5	GROUP 21F
493.	INTEGRATED DRIVE GENERATOR	767146A	24-21-11	HAMILTON SUNDSTRAND	1	C5	GROUP 21F
494.	INTEGRATED DRIVE GENERATOR	761574/A/B	24-21-85	HAMILTON SUNDSTRAND	1	C5	GROUP 21E
495.	INTEGRATED DRIVE GENERATOR	764939/A/B	24-11-83	HAMILTON SUNDSTRAND	1	C5	GROUP 21F
496.	CARTRIDGE	30900000M/30903822/ 30903827/30903852/ 30903856/ 30903889/30903890/ 30903912/ 30903913/30903928/ 30903929	-	SPECIFIC	1	C18	GROUP ABCD
497.	MOTOR OPERATED SOL.VLV	AV16B1950,1965B,2100B	29-11-03	ITT	3	C12	GROUP1AD
498.	STEAM OVEN	ASN2001-21 / ASN2002-1, ASN2001-32 / ASN2002-12	25-38-00	JAMCO	3	C6	GROUP 20G

	CAPABILITY LIST		AIESL CAP/01		
	ACCESSORY OVERHAUL DIVISION (ELECTRICAL)		Part 4		Section 4.3
			Issue 2	Rev 5	Apr 2024

SR NO	NOMENCLATURE	PART NUMBER	ATA CODE	VENDOR	LEVEL OF MAINT	RATING	REMARKS
499.	BATTERY & CHARGER SYSTEM	BFS24	24-31-02	RADIANT	2	C5	GROUP 21F
500.	STANDBY INSTRUMENT BATTERY	BPAS10-5	52-11-01	RADIANT	2	C4	GROUP 20F
501.	CARGO SYSTEM CONTROLLER MODULE ASSY	2850162-1,-10/-10 MOD-AC/-10 MOD BC	25-53-43	BAE SYSTEM	2	C6	GROUP 21F
502.	SIDE WALL AND CEILING LIGHTS	3352-41/-42/-43/-52/-53/-55/-56/-52-10/-53-10/-55-10/-56-10	33-21-05	KIDDE AEROSPACE	2	C5	GROUP 21F
503.	ENGINE AND APU FIRE CONTROL MODULE ASSY	69-37307-XXX	26-10-48	BAE SYSTEM	2	C18	GROUP 23F
504.	SMOKE DETECTOR ASSY	473597-5	26-10-66	IACOBUCCI	2	C18	GROUP 23F
505.	COFFEE MAKER	HFA2007-01	25-39-44	IACOBUCCI	3	C6	GROUP 20G
506.	WATER HEATER	HFWAB2007-01	25-39-46	IACOBUCCI	3	C6	GROUP 20G

Signature valid


Signed by: Manoj Kumar
Bajpai
Director (Airworthiness)
Date: 09-Aug-2024 17:17:40

	CAPABILITY LIST		AIESL CAP/01		
	ACCESSORY OVERHAUL DIVISION (ELECTRICAL)		Part 4		Section 4.3
			Issue 2	Rev 5	Apr 2024

SR NO	NOMENCLATURE	PART NUMBER	ATA CODE	VENDOR`	LEVEL OF MAINT	RATING	REMARKS
507.	EXPRESSO MAKER	HFE2007-01	25-39-48	IACOBUCCI	3	C6	GROUP 20G
508.	BATTERY UNIT	B3856-902/904	24-32-70	THALES	3	C5	GROUP 20G
509.	BATTERY	BA53-02	27-09-02	HONEYWELL	1	C8	GROUP 19G
510.	TRASH COMPACTOR	HFWF2007-0101	25-39-42	IACOBUCCI	3	C6	GROUP 20G
511.	BUN WARMER	8916-01-0000	25-36-19	SELL	3	C6	GROUP 5D
512.	CARGO-COMPARTMENT FLOODLIGHT	15-0876	33-37-01	HONEYWELL	2	C5	GROUP 21G
513.	CARGO DOOR LIGHT	15-0888-1	33-37-02	HONEYWELL	2	C5	GROUP 21G
514.	DIRECT AREA LIGHT (DA/L)	1N5005-400000-0, 1N5005-400000-1	33-20-20	DIEHL AEROSPACE GMBH	2	C5	GROUP 21G
515.	SPRAYMAT™ HEATER MAT ASSEMBLY	28969-020, 28969-021, 28969-022, 28969-XXX	30-11-01	GKN AEROSPACE	1	C18	GROUP 23G
516.	ISFD DEDICATED BATTERY / CHARGER (DBC)	312BS101-1	24-31-05	ACME AEROSPACE	1	C5	GROUP 21E
517.	BUN WARMER	4312300-90-00-00	25-32-39	BOEING	2	C6	GROUP 20G
518.	MAIN GEAR WIRE BUNDLE	287A6108-XX, 287A6118-XX	32-12-50	BOEING	1	C14	GROUP 23E


Signature valid

Signed by: Manoj Kumar
Bopai
Director (Airworthiness)
Date: 09-Aug-2024 17:17:40

	CAPABILITY LIST		AIESL CAP/01	
			Part 4	Section 4.3
	ACCESSORY OVERHAUL DIVISION (ELECTRICAL)		Issue 2	Rev 6 Jun 2024


SR NO	NOMENCLATURE	PART NUMBER	ATA CODE	VENDOR`	LEVEL OF MAINT	RATING	REMARKS
519.	NOSE LANDING GEAR WIRE BUNDLE	287A6213-XX, 287A6203-XX, 287A6212-XX	32-21-12	BOEING	1	C14	GROUP 23E
520.	TEMPERATURE SENSOR	763A0000-02/ 763A0000-03	21-52-18	LIEBHERR	1	C1	AIRBUS A320 FAMILY
521.	TEMPERATURE SENSOR	773A0000-01	21-63-04	LIEBHERR	1	C1	AIRBUS A320 FAMILY
522.	SKIN TEMPERATURE SENSOR	87232324V00	21-26-13	CROUZET	1	C1	AIRBUS A320 FAMILY
523.	AIRCRAFT BATTERY	2758	24-38-51	SAFT	3	C5	AIRBUS A320 FAMILY
524.	BATTERY	3214-31	33-51-17	DIEHL	2	C5	AIRBUS A320 FAMILY
525.	LIGHT ASSLY/ HOUSING ASSLY	2LA408353-00/ 9BG408324-00	33-11-23	UTC AEROSPACE SYSTEMS	2	C5	AIRBUS A320 FAMILY
526.	FLOOD LIGHT UNIT	2LA005542-20, 2LA005542-50	33-11-41	UTC AEROSPACE SYSTEMS	2	C5	AIRBUS A320 FAMILY
527.	FLOOD LIGHT UNIT	2LA005541-10, 2LA005541-11, 2LA005543-10, 2LA005543-11	33-11-47	COLLINS AEROSPACE	2	C5	AIRBUS A320 FAMILY

Signature valid
Signed by: Manoj Kumar
Bagai
Director (Avionics)
Date: 09-Aug-2024 17:17:40

	CAPABILITY LIST		AIESL CAP/01		
			Part 4		Section 4.4
	ACCESSORY OVERHAUL DIVISION		Issue 2	Rev 0	Dec 2020

4.4 ACCESSORY OVERHAUL DIVISION (PNEUMATICS)


SR NO	NOMENCLATURE	PART NUMBER	ATA CODE	VENDOR	LOM	RATING	REMARKS
1	DUAL 3 WAY SOLENOID V/V	04P23-X	75-31-42	FL AEROSPACE	3	C7	GROUP 6D
2	PNEUMATIC RELAY V/V	07P95-X	75-31-43	FL AEROSPACE	3	C7	GROUP 6D
3	NIPPLE COOLING VALVE	1061-0010	80-11-03	KAISER ROYLN	3	C7	GROUP 6D
4	PNEUMATIC SOLENOID V/V	1108V0100-X	75-33-12	FL AEROSPACE	3	C7	GROUP 6D
5	PNEUMATIC SOLENOID V/V	1109V0300-X	75-33-10	FL AEROSPACE	3	C7	GROUP 6D
6	TURBINE BLADE/VANE COOLING VALVE	1110V0500-X	75-24-12	GRIMES AEROSPACE COMPANY	3	C7	GROUP 6D
7	2.95 BLEED AIR VALVE	1115V0300-X/ 1115V0700-X	75-31-40	GRIMES ALLIED SIGNAL	3	C7	GROUP 6D
8	CHECK VALVE ASSY.	123776-X-X	21-10-05	ALLIED SIGNAL	3	C1	GROUP 7D
9	CHECK VALVE	123934-X/123710-X	36-11-02	ALLIED SIGNAL	3	C17 (E)	GROUP 6D
10	L.E.F.D.	126748-X	27-81-13	ALLIED SIGNAL	3	C8	GROUP 8D
11	L.E.F.D.	126762-X	27-81-11	ALLIED SIGNAL	3	C8	GROUP 8D
12	TURBINE COOLING AIR VALVE	20P78-X	75-24-29	GRIMES AEROSPACE CO.	3	C7	GROUP 6D

	CAPABILITY LIST		AIESL CAP/01	
	ACCESSORY OVERHAUL DIVISION		Part 4	Section 4.4
			Issue 2	Rev 0 Dec 2020

4.4 ACCESSORY OVERHAUL DIVISION (PNEUMATICS)


SR NO	NOMENCLATURE	PART NUMBER	ATA CODE	VENDOR	LOM	RATING	REMARKS
13	MOTOR CHILLER(267-X)	2300-X/3800-X	25-34-01	BE AEROSPACE	2	C6	GROUP 10D
14	AIR CHILLER	267-5/-11	25-30-10	ACUREX CORPN.	2	C6	GROUP 10D
15	AIR CHILLER	267-6	25-30-17	ACUREX CORPN.	2	C6	GROUP 10D
16	AIR CHILLER	267SV /267-100	25-30-43	BE AEROSPACE	2	C6	GROUP 10F
17	PRIMARY MOTOR	2704202-X	27-80-08	ALLIED SIGNAL	3	C8	GROUP 8D
18	ALTERNATE MOTOR	2704204-X	27-80-10	ALLIED SIGNAL	3	C8	GROUP 8D
19	SOLENOID VALVE	319545-32/39/49 (NHA P/No. 3214608)	24-09-05	ALLIED SIGNAL	2	C5	GROUP 6D
20	CHECK VALVE	3202544-X	36-11-87	ALLIED SIGNAL	2	C17 (E)	GROUP 6D
21	SKIN FLUSH CLOSURE AIR SHUT OFF VALVE	324705-X	21-51-09	WHITTAKER CONTROLS	3	C1	GROUP 7D
22	MODULATING S/O VALVE	3290402-X	27-81-07	ALLIED SIGNAL	3	C8	GROUP 8D
23	PNEUMATIC STARTER	3505436-X	80-11-13	ALLIED SIGNAL	3	C7	GROUP 6D

Date: 09-Aug-2024 17:17:40
 Director (Aviation)
 Signed by: [Signature]
 Digitally signed by: [Signature]
 ALLIED SIGNAL

	CAPABILITY LIST		AIESL CAP/01	
			Part 4	Section 4.4
	ACCESSORY OVERHAUL DIVISION		Issue 2	Rev 0 Dec 2020


4.4 ACCESSORY OVERHAUL DIVISION (PNEUMATICS)

SR NO	NOMENCLATURE	PART NUMBER	ATA CODE	VENDOR	LOM	RATING	REMARKS
24	FILTER	3910802-X	49-21-02	PRATT & WHITTNEY	2	C7	GROUP 9D
25	ISOLATION VALVE	398310-X-X	36-12-43	ALLIED SIGNAL	3	C17 (A)	GROUP 8D
26	MOTOR OPERATED BUTTERFLY S/O V/V	420365-X	21-58-03	WHITTAKER CONTROLS	2	C1	GROUP 7D
27	L.P.T. CASE COOLING VALVE	5830202-X	75-24-15	PARKER HANNIFIN	2	C7	GROUP 6D
28	H.P.T. CASE COOLING VALVE	5830203-X	75-24-09	PARKER HANNIFIN	2	C7	GROUP 6D
29	NACELLE VENTILATION S/O VALVE	5830205-101/ 102	75-20-08	PARKER HANNIFIN	2	C1	GROUP 6D
30	COMPRESSOR CHILLER	585-X	25-31-10	BE AEROSPACE	2	C6	GROUP 10D
31	CABIN PR RELIEF VALVE	715995-X	21-32-01	HAMILTON SUNDSTRAND	3	C1	GROUP 7D
32	CHECK VALVE	717998-X	21-51-05	HAMILTON SUNDSTRAND	3	C1	GROUP 7D
33	TURBINE BYPASS VALVE	719223-X	21-62-01	HAMILTON SUNDSTRAND	3	C1	GROUP 7D
34	ZONE TRIM VALVE	719224-X	21-61-05	HAMILTON SUNDSTRAND	3	C1	GROUP 7D

	CAPABILITY LIST		AIESL CAP/01	
	ACCESSORY OVERHAUL DIVISION		Part 4	Section 4.4
			Issue 2	Rev 0 Dec 2020


4.4 ACCESSORY OVERHAUL DIVISION (PNEUMATICS)

SR NO	NOMENCLATURE	PART NUMBER	ATA CODE	VENDOR	LOM	RATING	REMARKS
35	ACTUATOR (Z.T.V.)	720434-X	21-61-06	HAMILTON SUNDSTRAND	3	C1	GROUP 7D
36	MOTOR (T.B.V.)	728505-X	21-62-07	HAMILTON SUNDSTRAND	3	C1	GROUP 7D
37	MOTOR (Z.T.V.)	728578-X	21-61-07	HAMILTON SUNDSTRAND	3	C1	GROUP 7D
38	ACTUATOR (T.B.V.)	742824-X	21-62-02	HAMILTON SUNDSTRAND	3	C1	GROUP 7D
39	TRIM AIR VALVE	752000/738341-X	21-61-08	HAMILTON SUNDSTRAND	3	C1	GROUP 7D
40	FILTER	7588990	75-24-19	PRATT & WHITTNEY	2	C7	GROUP 6D
41	FLOW CONTROL S/O VALVE	767460-X	21-51-40	HAMILTON SUNDSTRAND	3	C1	GROUP 7A 7D
42	CONTROLLER	773289-X	36-12-02	HAMILTON SUNDSTRAND	3	C17 (E)	GROUP 6D
43	VALVE ASSY.	773855-X	36-12-05	HAMILTON SUNDSTRAND	3	C17 (E)	GROUP 6D
44	VALVE ASSY.	773856-X	36-12-06	HAMILTON SUNDSTRAND	1	C17 (E)	GROUP 6D
45	PRESS REGULATING V/V	790270-X	36-12-09	HAMILTON SUNDSTRAND	3	C17 (E)	GROUP 6D
46	VALVE ASSY.	792755-X	36-12-10	HAMILTON SUNDSTRAND	3	C17 (E)	GROUP 6D

	CAPABILITY LIST		AIESL CAP/01	
	ACCESSORY OVERHAUL DIVISION		Part 4	Section 4.4
			Issue 2	Rev 0 Dec 2020


4.4 ACCESSORY OVERHAUL DIVISION (PNEUMATICS)

SR NO	NOMENCLATURE	PART NUMBER	ATA CODE	VENDOR	LOM	RATING	REMARKS
47	RATE SENSOR	800955-X	49-51-24	HAMILTON SUNDSTRAND	3	C7	GROUP 9D
48	DIVERTER VALVE	800956-X	49-51-22	HAMILTON SUNDSTRAND	3	C7	GROUP 9D
49	PRESS. REGUL. VALVE	802170-X	36-12-14	HAMILTON SUNDSTRAND	3	C17 (E)	GROUP 6D
50	RAM AIR CHECK VALVE	9032-X	21-20--01	DELAVAL	3	C1	GROUP 7D
51	CHECK VALVE	9036-5-1	36-11-01	BOBRICK AERO	3	C17 (A)	GROUP 7D
52	CHECK VALVE	9036-5-2	36-11-11	BOBRICK	3	C17 (A)	GROUP 7D
53	PNEUMATIC S/O VALVE	979858-X	80-11-15	ALLIED SIGNAL	3	C7	GROUP 6D
54	RESTRICTOR VALVE	10P18-X	79-23-11	GRIMES AEROSPACE	3	C7	GROUP 6D
55	PNEUMATIC STARTER	774860	80-12-03	HAMILTON SUNDSTRAND	2	C7	GROUP 6D
56	PRIMARY MOTOR (NHA LEFD)	3235727-X	27-81-11	HONEYWELL	3	C8	GROUP 8A 8D
57	STARTER SHUT OFF VALVE	811390-X	80-12-09	MICRO TECHNICA	2	C7	GROUP 6D

	CAPABILITY LIST		AIESL CAP/01	
	ACCESSORY OVERHAUL DIVISION		Part 4	Section 4.4
			Issue 2	Rev 0 Dec 2020


4.4 ACCESSORY OVERHAUL DIVISION (PNEUMATICS)

SR NO	NOMENCLATURE	PART NUMBER	ATA CODE	VENDOR	LOM	RATING	REMARKS
58	PNEUMATICS STARTER	3505140-X	80-11-91	HONEYWELL	2	C7	GROUP 6D
59	INTERMEDIATE PRESSURE CHECK V/V	808556-X	36-12-16	HAMILTON SUNDSTRAND	1	C17 (E)	GROUP 6D
60	INTERMEDIATE PRESSURE CHECK V/V	3202618-X	36-12-75	HONEYWELL	3	C17 (E)	GROUP 24F
61	SHUT OFF V/V	87290-X	21-22-02	M/S EATON	3	C17 (A)	GR OUP 8D
62	APU CHECK VALVE	3202610-X	49-52-17	HONEYWELL	3	C7	GROUP 26F
63	CHECK VALVE	3202642-X	21-20-51	HONEYWELL	3	C1	GROUP 25F
64	APU CHECK VALVE	3202854-X	49-53-69	HONEYWELL	3	C7	GROUP 26F
65	DUCT VENT VALVE	3215388-X	36-12-79	HONEYWELL	3	C17 (E)	GROUP 24F
66	CARGO HEAT S/O VALVE	3290888-X	21-61-43	HONEYWELL	3	C1	GROUP 25F
67	PNEUMATIC CLUSTER ASSY	3884863-7 (SUBASSY 3290814, 3876217)	49-52-11	HONEYWELL	3	C7	GROUP 26F

	CAPABILITY LIST		AIESL CAP/01	
	ACCESSORY OVERHAUL DIVISION		Part 4	Section 4.4
			Issue 2	Rev 0 Dec 2020

4.4 ACCESSORY OVERHAUL DIVISION (PNEUMATICS)


SR NO	NOMENCLATURE	PART NUMBER	ATA CODE	VENDOR	LOM	RATING	REMARKS
68	9" DIA ELECT. S/O VALVE	398774-9 (SUBASSY 2022494)	21-58-01	HONEYWELL	3	C1	GROUP 25F
69	SHUT OFF VALVE	4063-20605-01	21-23-21	NORD-MICRO	3	C1	GROUP 25F
70	SUMP EDUCTOR VALVE	421775	75-22-03	WHITTAKER CONTROLS	3	C7	GROUP 24F
71	NIPPLE CHECK VALVE	4663-8	80-00-05	KAISER ELECTRO.	2	C7	GROUP 24EF
72	CONTROLLER AIR COOLER	808650-X	30-21-01	HAMILTON SUNSTRAND	3	C18	GROUP 26F
73	STARTER VALVE	808884-X	80-11-17	HAMILTON SUNSTRAND	3	C7	GROUP 24F
74	ECONOMY COOLING VALVE	810215-3	21-52-05	HAMILTON SUNSTRAND	3	C1	GROUP 25F
75	FLOW SENSING VENTURI	810230-XXX	21-63-05	HAMILTON SUNSTRAND	3	C1	GROUP 25F
76	CONDITONAL AIR CHK.VALVE	810233-X	21-22-04	HAMILTON SUNSTRAND	3	C1	GROUP 25F
77	ENGINE ANTI-ICE VALVE	810502-X	30-21-04	HAMILTON SUNSTRAND	3	C18	GROUP 26F

	CAPABILITY LIST		AIESL CAP/01	
			Part 4	Section 4.4
	ACCESSORY OVERHAUL DIVISION		Issue 2	Rev 0 Dec 2020

4.4 ACCESSORY OVERHAUL DIVISION (PNEUMATICS)

SR NO	NOMENCLATURE	PART NUMBER	ATA CODE	VENDOR	LOM	RATING	REMARKS
78	ENG. ANTI-ICE VALVE CONTROLLER	810503-X	30-21-05	HAMILTON SUNSTRAND	3	C18	GROUP 26F
79	GROUND SERVICE CHECK VALVE	69-2914-24	21-23-27	BOEING	3	C1	GROUP 25F
80	FAN BYPASS CHECK VALVE	810205-X	21-22-01	HAMILTON SUNSTRAND	3	C1	GROUP 25F
81	ECONOMY COOLING CHECK VALVE	810216-X	21-22-02	HAMILTON SUNSTRAND	3	C1	GROUP 25F
82	PNEUMATIC STARTER	811050-X	80-11-01	HAMILTON SUNSTRAND	1	C7	GROUP 24F
83	PRESSURE RELIEF VALVE	968214-X	49-31-09	HONEYWELL	3	C7	G ROUP 26F
84	HIGH STAGE REGULATOR	107484-6	36-13-93	HONEYWELL	2	C17 (E)	G ROUP 24E
85	BLEED AIR REGULATOR	107492-6 (SUB- 320501-2)	36-13-95	HONEYWELL	2	C17 (E)	G ROUP 24E
86	CHECK VALVE	123266-2-1	36-10-89	HONEYWELL	3	C17 (E)	G ROUP 24E


Date: 09-Aug-2024 17:17:40
 Director (Aviation)
 Signed by: [Signature]
 Signature valid

	CAPABILITY LIST		AIESL CAP/01	
	ACCESSORY OVERHAUL DIVISION		Part 4	Section 4.4
			Issue 2	Rev 0 Dec 2020

4.4 ACCESSORY OVERHAUL DIVISION (PNEUMATICS)


SR NO	NOMENCLATURE	PART NUMBER	ATA CODE	VENDOR	LOM	RATING	REMARKS
87	SWING CHECK VALVE	2S2072	21-30-01	CRISS AIR INC	3	C1	GROUP 25E
88	VALVE-ISOLATION S.O.V.	2760000-XXX	36-10-13	PARKER	2	C17 (A)	GROUP 24E
89	SOLENOID VALVE ASSY.	319545 -X (NHA3214972, 396608)	24-09-05	HONEYWELL	2	C1	GROUP 26E
90	SOLENOID VALVE ASSY.	319625-1 (NHA3291214)	36-11-25	HONEYWELL	2	C17 (E)	GROUP 24E
91	SOLENOID VALVE ASSY.	320115-16/ 319995/ 320281 (NHA-396608)	24-09-15	HONEYWELL	2	C1	GROUP 26E
92	CHECK VALVE	3202096-X	21-25-01	HONEYWELL	2	C1	GROUP 25E
93	CHECK VALVE	3202222-X	36-13-89	HONEYWELL	2	C17 (E)	GROUP 24E
94	CHECK VALVE	3202444-1	21-61-37	HONEYWELL	2	C1	GROUP 25E
95	VALVE-AIR CONDITIONER	3202446-1	21-51-39	HONEYWELL	3	C1	GROUP 25E
96	SOLENOID VALVE ASSY.	320501-13 (NHA107492)	24-09-39	HONEYWELL	2	C17 (E)	GROUP 26E

Signature valid
 Date: 09-Aug-2024 17:17:40
 Director (Avionics)
 Bapji
 Supervisor (Honeywell)

	CAPABILITY LIST		AIESL CAP/01	
	ACCESSORY OVERHAUL DIVISION		Part 4	Section 4.4
			Issue 2	Rev 0 Dec 2020

4.4 ACCESSORY OVERHAUL DIVISION (PNEUMATICS)


SR NO	NOMENCLATURE	PART NUMBER	ATA CODE	VENDOR	LOM	RATING	REMARKS
97	SOLENOID	320503-12	24-09-25	HONEYWELL	2	C17 (A)	GROUP 26E
98	VALVE-SOLENOID	320548-2	36-12-35	HONEYWELL	3	C17 (E)	GROUP 24E
99	SOLENOID VALVE ASSY.	320800-3 (NHA 3289630)	24-09-63	HONEYWELL	2	C17 (E)	GROUP 26E
100	VALVE-HIGH STAGE	3214446-X	36-12-45	HONEYWELL	2	C17 (E)	GROUP 24E
101	VALVE-TRIM PRESSURE	3214972-1 (SUB-319545)	21-61-11	HONEYWELL	2	C1	GROUP 25E
102	VALVE-PRECOOLER	3289562-X	36-13-91	HONEYWELL	2	C17 (E)	GROUP 24E
103	VALVE-STANDBY PACK TEMP	3290206-X	21-60-95	HONEYWELL	2	C1	GROUP 25E
104	BLEED AIR VALVE	3291214-2 (SUB-319625)	49-52-29	HONEYWELL	2	C7	GROUP 26E
105	VALVE-TEMP CONTROL	398908-3 (SUB- 2740028)	21-50-83	HONEYWELL	2	C1	GROUP 25E
106	W A I SHUTOFF VALVE	67-2906-002	24-09-02	HONEYWELL	2	C18	GROUP 26E

	CAPABILITY LIST		AIESL CAP/01	
	ACCESSORY OVERHAUL DIVISION		Part 4	Section 4.4
			Issue 2	Rev 0 Dec 2020

4.4 ACCESSORY OVERHAUL DIVISION (PNEUMATICS)

SR NO	NOMENCLATURE	PART NUMBER	ATA CODE	VENDOR	LOM	RATING	REMARKS
107	PNEUMATIC PRESSURE SENSOR	810504-X/810603-X	21-63-07	HAMILTON SUNDSTRAND	1	C1	GROUP 25F
108	ENGINE PRSOV CONTROLLER	3399102-X	36-13-59	HONEYWELL	2	C17(E)	GROUP 24F
109	CHECK VALVE INTERMEDIATE	3202804-X	36-14-23	HONEYWELL	3	C17 (E)	GROUP 24F
110	VACUUM BLOWER BYPASS VALVE	606515-X	38-32-04	ALLIED SIGNALS	3	C1	GROUP 26F
111	FLOW CONTROL VALVE	810204-X	21-35-01	HAMILTON SUNDSTRAND	2	C1	GROUP 25F
112	OVER RIDE VALVE	3204908-X	21-50-89	HONEYWELL	2	C1	GROUP 25F
113	ENGINE HPSOV CONTROLLER	3399100-X	36-13-57	HONEYWELL	2	C17(E)	GROUP 25F
114	LPT ACT. CLEAR. CONTROL V/V	5010758-XXX	75-24-03	PARKER	2	C7	GROUP 25F
115	CHECK VALVE	645147-X	21-26-12	HONEYWELL	3	C1	GROUP 25F


Signature
 Director (Aviation)
 Date: 08-Aug-2024 17:17:40

	CAPABILITY LIST		AIESL CAP/01	
	ACCESSORY OVERHAUL DIVISION		Part 4	Section 4.4
			Issue 2	Rev 0 Dec 2020

4.4 ACCESSORY OVERHAUL DIVISION (PNEUMATICS)

SR NO	NOMENCLATURE	PART NUMBER	ATA CODE	VENDOR	LOM	RATING	REMARKS
116	CONDENSOR LOW LIMIT VALVE	810214-X	21-52-04	HAMILTON SUNSTRAND	2	C1	GROUP 25F
117	ZONE TRIM VALVE	810221-X	21-63-11	HAMILTON SUNSTRAND	2	C1	GROUP 25F
118	TRIM AIR PR. REGULTOR VALVE	810229-X	21-35-02	HAMILTON SUNSTRAND	2	C1	GROUP 25F
119	PRESSURE REG. VALVE	810601-X	30-10-01	HAMILTON SUNSTRAND	2	C18	GROUP 26F

Signature valid
 Signed by: Manoj Kumar
 Baghel
 Director (Avionics)
 Date: 09-Aug-2024 17:17:40

	CAPABILITY LIST		AIESL CAP/01	
	ACCESSORY OVERHAUL DIVISION		Part 4	Section 4.4
			Issue 2	Rev 0 Dec 2020

SR NO	NOMENCLATURE	PART NUMBER	ATA CODE	VENDOR	LOM	RATING	REMARKS
120	STARTER AIR VALVE SOLENOID	811040-X	80-11-16	HAMILTON SUNSTRAND	3	C7	GROUP 24F
121	FAN AIR VALVE	3290744-X	36-12-81	HONEYWELL	2	C17(E)	GROUP 24F
122	ISOLATION VALVE	3290770-X	36-12-83	HONEYWELL	2	C17 (A)	GROUP 25F
123	OVERBOARD EXHAUST VALVE	20798-X	21-23-22	NORD MICRO	2	C1	GROUP 25E
124	AIR CHILLER	338-3	25-30-45	B/E AEROSPACE	1	C6	GROUP 26F
125	OVER TEMP/TURBO COMP SOV	4404B000-XXX	47-11-01	HONEYWELL	3	C9	GROUP 26F
126	CHECK VALVE	7010075	21-21-26	HAMILTON SUNDSTRAND	3	C1	GROUP 25G
127	STARTER CONTROL VALVE	3289630-1,-2,-3	80-11-27	HONEYWELL	2	C7	GROUP 24E
128	E/E COOLING FILTER	P531709	21-27-02	DONALDSON	1	C1	GROUP 25F
129	FILTER BARRIER-PECS HX	7010808H01	21-71-16	HAMILTON SUNDSTRAND	2	C1	GROUP 25G

Signature valid
 Signed by: Manoj Kumar
 Bagai
 Director (Avionics)
 Date: 09-Aug-2024 17:17:40




CAPABILITY LIST

Part 5

ELECTRONICS OVERHAUL DIVISION

Mumbai Base, Mumbai Airport (OAP), Mumbai, Maharashtra, India, 400029

Signature valid
by: Harsh Kumar
on: 09-Aug-2024 17:17:40
(for Approval)


	CAPABILITY LIST		AIESL CAP/01		
	ELECTRONICS OVERHAUL DIVISION		Part 5		Section 5.1
			Issue 2	Rev 5	Apr 2024

5.1 ELECTRONICS OVERHAUL DIVISION

SR. NO.	NOMENCLATURE	PART NUMBER	ATA CODE	VENDOR	LEVEL OF MAINT.	RATING	AIRCRAFT
1.	BOOM SET ASSY.	1046-GT-2102-AY	23-51-06	HOLMBERG	3	C3	GROUP 3
2.	CABIN CONFIG TEST MODULE	1167001-141	23-35-01	HUGHES	3	C3	GROUP 20
3.	CENTRAL MANAGEMENT UNIT	1167002-142	23-36-02	HUGHES	3	C3	GROUP 20
4.	ENT.& SERVICE CONTROLLER	1167003-141/142	23-36-03	HUGHES	3	C3	GROUP 20
5.	PAX. ADDR.CONTRLR.	1167004-142	23-35-04	HUGHES	3	C3	GROUP 20
6.	CABIN INTPH. CONTROLLER	1167005-142	23-36-05	HUGHES	3	C3	GROUP 20
7.	LOCAL AREA CONTROLLER	1167006-144	23-36-06	HUGHES	3	C3	GROUP 20
8.	I.O.E.U.	1167007-141	23-35-07	HUGHES	3	C3	GROUP 20
9.	O.O.E.U.	1167008-141	23-35-08	HUGHES	3	C3	GROUP 20
10.	SEAT ELECTRONICS UNIT	1167009-140/141	23-35-09	HUGHES	3	C3	GROUP 20
11.	AUDIO ENT. MUX.	1167010-143	23-50-11	HUGHES	3	C3	GROUP 20
12.	PILOT CALL PANEL	1167012-140	23-35-12	HUGHES	3	C3	GROUP 20
13.	AUDIO MANAGEMENT UNIT	1167014-143/144	23-50-14	HUGHES	3	C3	GROUP 20
14.	AUDIO CONTROL PANEL	1167015-141	23-50-15	HUGHES	3	C3	GROUP 20
15.	CABIN INTPH. HANDSET	1167016-14X	23-35-16	HUGHES	3	C3	GROUP 20


Signature valid

Signed by: Manoj Kumar
23-35-12
Director (Airworthiness)
Date: 09-Aug-2024 17:17:40
23-50-14 HUGHES


	CAPABILITY LIST		AIESL CAP/01		
	ELECTRONICS OVERHAUL DIVISION		Part 5		Section 5.1
			Issue 2	Rev 5	Apr 2024

SR. NO.	NOMENCLATURE	PART NUMBER	ATA CODE	VENDOR	LEVEL OF MAINT.	RATING	AIRCRAFT
16.	FLT.DECK HANDSET	1167017-14X	23-35-17	HUGHES	3	C3	GROUP 20
17.	CABIN SYSTEM MODULE	1167018-140	23-35-18	HUGHES	3	C3	GROUP 20
18.	DIGITAL PAX CONT UNIT	172732-01/02	23-34-01	BE AEROSPACE	3	C3	GROUP 20
19.	RADIO COMM PANEL	285U0037-303/-603	23-11-20	BOEING	3	C3	GROUP 6B
20.	CABIN INTERPHONE ASSY.	285U0255-XX	23-42-65	BOEING	3	C3	GROUP 1B
21.	CABIN INT.CRADLE ASSY	285U0294-XX	23-31-20	BOEING	3	C3	GROUP 1B
22.	COAX RELAY	402-167	34-XX-XX	DOW-KEY MICRO	1	C3	GROUP 19
23.	RESCUE BEACON	607690-5	25-60-08	GARRETT	3	C6	GROUP 6B
24.	VIDEO SCREEN	617-4088-090	23-34-00	STCI	3	C3	GROUP 16
25.	DME INTERROGATOR	622-4540-122	34-52-72	COLLINS	3	C3	GROUP 14B
26.	W/R DUAL C/P	622-5130-207	34-45-24	COLLINS	3	C3	GROUP 11A
27.	W/R R.T.	622-5132-120/-130	34-45-21	COLLINS	3	C3	GROUP 11B
28.	W/R R/T MOUNT	622-5134-00X	34-45-23	COLLINS	3	C3	GROUP 11A
29.	W/R R/T MOUNT	622-5134-102	34-45-23	COLLINS	3	C3	GROUP 11A
30.	W/R ANTENNA MOUNT	622-5136-201/202	34-45-22	COLLINS	3	C3	GROUP 11A
31.	ANTENNA FLAT PLATE	622-5137-001	34-45-22	COLLINS	1	C3	GROUP 11A

Signature valid
 Signed by: Manoj Kumar Bajor
 Director (Airworthiness)
 Date: 09-Aug-2024, 17:17:40

	CAPABILITY LIST		AIESL CAP/01		
	ELECTRONICS OVERHAUL DIVISION		Part 5		Section 5.1
			Issue 2	Rev 5	Apr 2024


SR. NO.	NOMENCLATURE	PART NUMBER	ATA CODE	VENDOR	LEVEL OF MAINT.	RATING	AIRCRAFT
32.	VHF TRANSCEIVER	622-5219-120	23-12-76	COLLINS	3	C3	GROUP 6B
33.	VOR/MB RECEIVER	622-5220-120	34-55-72	COLLINS	3	C3	GROUP 8B
34.	ILS RECEIVER	622-5221-120	34-36-72	COLLINS	3	C3	GROUP 8B
35.	ADF RECEIVER	622-5222-120	34-53-77	COLLINS	3	C3	GROUP 8B
36.	HF TRANSCEIVER	622-5272-120	23-10-74	COLLINS	3	C3	GROUP 6B
37.	PA AMPLIFIER	622-5342-001/-101	23-32-70	COLLINS	3	C3	GROUP 3
38.	ADF LOOP SENSE ANT	622-5404-003	34-53-71	COLLINS	1	C3	GROUP 8B
39.	W/R INDICATOR	622-6514-102	34-45-26	COLLINS	2	C3	GROUP 11B
40.	BOOM SET ASSY.	64300-000	23-50-06	TELEX	3	C3	GROUP 1
41.	BOOMSET	64300-100/200	23-50-06	TELEX	3	C3	GROUP 1
42.	HEADPHONE	64400-000/200	23-43-21	TELEX	3	C3	GROUP 1
43.	B747 RADOME	65B07930-6/-8/-14	53-XX-XX	BOEING	1	C20	GROUP 9
44.	16"COLOUR MONITOR	700-1589-002	23-33-12	Signed by: Manoj Kumar Bajpai Director (Airworthiness) Date: 09-Aug-2024 17:17:40	3	C3	GROUP 16
45.	8.6" LCD MONITOR	700-2004-001	23-52-45	SFCI	3	C3	GROUP 16
46.	MODE S / DATA LINK XPDR	7517800-XXXXX	34-52-08	HONEYWELL	1	C3	GROUP 19
47.	HF ANTENNA COUPLER	792-6140-001	23-11-04	COLLINS	3	C3	GROUP 6A,6B

	CAPABILITY LIST		AIESL CAP/01		
	ELECTRONICS OVERHAUL DIVISION		Part 5		Section 5.1
			Issue 2	Rev 5	Apr 2024


SR. NO.	NOMENCLATURE	PART NUMBER	ATA CODE	VENDOR	LEVEL OF MAINT.	RATING	AIRCRAFT
48.	ILS RECEIVER	822-0282-120	34-36-72	COLLINS	3	C3	GROUP 8B
49.	VHF TRANSCEIVER	822-0693-120	23-12-76	COLLINS	3	C3	GROUP 6B
50.	VOR/MB RECEIVER	822-0726-120	34-55-72	COLLINS	3	C3	GROUP 8B
51.	VHF TRANSCEIVER	822-1044-003	23-12-79	COLLINS	3	C3	GROUP 6A
52.	VHF R/T	822-1044-020	23-12-79	COLLINS	3	C3	GROUP 6A
53.	VHF TRANSCEIVER	822-1044-120/121	23-12-79	COLLINS	3	C3	GROUP 6B
54.	AIR SHOW DIU	910030-5067 / 5067A / 5121	23-XX-XX	ASINC	3	C3	GROUP 21
55.	HEADSET & MIC ASSY	91-23-06772	23-51-31	HOLMBERG	3	C3	GROUP 1A
56.	AIR SHOW CONTROL UNIT	913004	23-XX-XX	ASINC	3	C3	GROUP 21
57.	LRRA RT	9599-607-14939	34-42-34	SEXTANT	3	C3	GROUP 14B
58.	GPWC MK-V	965-0648-005 /008 /009	34-45-27	ALLIED SIGNAL	3	C3	GROUP 14B
59.	SSCVR (2 HRS)	980-6022-001	23-70-43	ALLIED SIGNAL	2	C3	GROUP 1B
60.	REMOTE MIC	980-6115-XXX	23-70-43	ALLIED SIGNAL	3	C3	GROUP 1B
61.	MICROPHONE MONITOR	980-6117-XXX	23-70-43	ALLIED SIGNAL	3	C3	GROUP 1B
62.	AUDIO HAILER	A12SA	23-XX-XX	FEDERAL SIG	3	C3	GROUP 1A,3
63.	AIRBUS RADOME,CLASS B	A9232024200012 /00010	53-53-11	AIRBUS IND.	1	C20	GROUP 11A

Signature Valid


Signed by: Manoj Kumar
 23-70-43
 Director (Airworthiness)
 Date: 09-Aug-2024 17:17:40
 23-70-43

	CAPABILITY LIST		AIESL CAP/01		
	ELECTRONICS OVERHAUL DIVISION		Part 5		Section 5.1
			Issue 2	Rev 5	Apr 2024


SR. NO.	NOMENCLATURE	PART NUMBER	ATA CODE	VENDOR	LEVEL OF MAINT.	RATING	AIRCRAFT
64.	AIRBUS RADOME,CLASS C	A92332024200010 /00011	53-53-11	AIRBUS IND.	1	C20	GROUP 11A
65.	RF COAXIAL SWITCH	D2-723Q001	34-XX-XX	DYNATECH	1	C3	GROUP 8B
66.	RF COAXIAL SWITCH	D2-729B00X	34-XX-XX	DYNATECH	1	C3	GROUP 8B
67.	MARKER BEACON ANTENNA	DM N27-X	34-30-01	DM	1	C3	GROUP 7,8A,8B
68.	L BAND ANTENNA	DM1601354-001	34-50-08	DM	1	C3	GROUP 14A,14B
69.	VHF ANTENNA	DMC50-1/-17	23-10-03	DM	1	C3	GROUP 6A
70.	GS ANTENNA	DMN 25-X	34-30-03	DM	1	C3	GROUP 8A
71.	LOCALISER ANTENNA	DMN 4-26	34-30-02	DM	1	C3	GROUP 8A
72.	VOR ANTENNA	DMN36-4	34-55-11	DM	1	C3	GROUP 24
73.	HF CONTROL PANEL	G6201	23-11-02	GABLES	3	C3	GROUP 6A
74.	TCAS CONTROL PANEL	G6992-03	34-50-22	GABLES	3	C3	GROUP 19
75.	SELCAL DECODER	NA138-714B	23-50-01	NAIROLA	3	C3	GROUP 6B
76.	EMERGENCY LOCATOR TX.	P3-03-0017-101 /102	23-50-06	OME CORPN	1	C6	GROUP 6A,6B
77.	COCKPIT AMSPEAKER	RD-AM8304	23-50-01	MATSUSHITA	3	C3	GROUP 1B
78.	LOCALISER ANTENNA	S65-147-3	34-XX-XX	SENSOR	1	C3	GROUP 8B
79.	VOR ANTENNA	S65-247-10	34-XX-XX	SENSOR	1	C3	GROUP 8B

	CAPABILITY LIST		AIESL CAP/01		
	ELECTRONICS OVERHAUL DIVISION		Part 5		Section 5.1
			Issue 2	Rev 5	Apr 2024

SR. NO.	NOMENCLATURE	PART NUMBER	ATA CODE	VENDOR	LEVEL OF MAINT.	RATING	AIRCRAFT
80.	ATC/DME ANTENNA	S65-5366-7L	34-XX-XX	SENSOR	1	C3	GROUP 14A
81.	VHF ANTENNA	S65-8262-2	23-XX-XX	SENSOR	1	C3	GROUP 6B
82.	LRRA ANTENNA	S67-2002-18	34-XX-XX	SENSOR	1	C3	GROUP 14B
83.	G/S POWER DIVIDER	SSPD-332/332-1	34-XX-XX	SENSOR	1	C3	GROUP 8B
84.	G/S POWER DIVIDER	SSPD-332-2	34-XX-XX	SENSOR	1	C3	GROUP 8B
85.	G/S POWER DIVIDER	SSPD-332-3	34-XX-XX	SENSOR	1	C3	GROUP 8B
86.	MODE'S TRANSPONDER	066-01127-1201	34-54-36	ALLIED SIGNAL	2	C3	GROUP 19
87.	TCAS COMPUTER	066-50000-1108 /-2120	34-54-01	ALLIED SIGNAL	2	C3	GROUP 19
88.	HF TRANSCEIVER	822-0330-001	23-10-90	COLLINS	3	C3	GROUP 6B
89.	DME TRANSPONDER	822-0329-001	34-52-90	COLLINS	3	C3	GROUP 14B
90.	ILS RECEIVER	822-0298-001	34-36-90	COLLINS	3	C3	GROUP 8B
91.	G/PATH ANTENNA	S41422	34-51-51	SENSOR	1	C3	GROUP 8B
92.	DIGITAL PCU	171939-01-02	23-34-72	CHALES AVIONICS	3	C3	GROUP 20
93.	PASSENGER ADDRESS & CABIN INTERPHONE CONTROLLER CONTROL UNIT (PA CIC)	285W0026-2	23-39-03	BAE SYSTEMS	2	C3	GROUP 29
94.	AUDIO CONTROL PANEL	5145-1-42	23-50-38	AVTECH	2	C3	GROUP 22

	CAPABILITY LIST		AIESL CAP/01		
	ELECTRONICS OVERHAUL DIVISION		Part 5		Section 5.1
			Issue 2	Rev 5	Apr 2024

SR. NO.	NOMENCLATURE	PART NUMBER	ATA CODE	VENDOR	LEVEL OF MAINT.	RATING	AIRCRAFT
95.	AUDIO CONTROL PANEL	5145-1-66	23-50-38	AVTECH	2	C3	GROUP 22
96.	AUDIO CONTROL PANEL	5145-1-77	23-50-74	AVTECH	2	C3	GROUP 22
97.	REMOTE ELECTRONICS UNIT	5340-1-1	23-50-84	AVTECH	2	C3	GROUP 22
98.	ADF CONTROL PANEL	G7403-03	34-50-53	GABLES	2	C3	GROUP 24
99.	MMR CONTROL PANEL	G7501-01	34-50-95	GABLES	2	C3	GROUP 24
100.	RADIO TUNING PANEL	G7404-124	23-10-37	GABLES	2	C3	GROUP 23
101.	PASSENGER CONTROL UNIT	RDKA 8503-03	44-24-07	PANASONIC	2	C6	GROUP 26
102.	PASSENGER CONTROL UNIT	RDAX 6739-01,6740-01	23-35-71	PANASONIC	2	C3	GROUP 26
103.	FLAP/SLAT ELECTRONICS UNIT (FSEU)	285W0023-2/-3	27-59-01	BAE SYSTEMS	2	C8	GROUP 29
104.	SATTELITE DATA UNIT(SDU)	7516118-27010	23-20-26	HONEYWELL	2	C3	GROUP 25
105.	HIGH POWER AMPLIFIER (HPA)	7516250-20050	23-20-03	HONEYWELL	2	C3	GROUP 25
106.	RADIO FREQUENCY UNIT INTERFACE ADPTER (RFUIA)	7516222-901	<p>Signature valid 23-15-02 Signed by: Manoj Kumar Bajpai Director (Airworthiness) Date: 09-Aug-2024 17:17:40 25-60-07</p>	HONEYWELL	2	C3	GROUP 25
107.	EMERGENCY LOCATOR TRANSMITTER	SRB-10/11		DME CORP.	2	C6	GROUP 23
108.	ICMT	177792-803	44-21-27	THALES	2	C6	GROUP 26


	CAPABILITY LIST		AIESL CAP/01		
	ELECTRONICS OVERHAUL DIVISION		Part 5		Section 5.1
			Issue 2	Rev 5	Apr 2024

SR. NO.	NOMENCLATURE	PART NUMBER	ATA CODE	VENDOR	LEVEL OF MAINT.	RATING	AIRCRAFT
109.	SVDU(8.9")	177788-205	44-21-30	THALES	2	C6	GROUP 26
110.	SVDU(10.6")	177792-205	44-21-27	THALES	2	C6	GROUP 26
111.	SVDU(15.4")	178840-301	44-21-72	THALES	2	C6	GROUP 26
112.	SVDU(10.6")	180199-202	44-22-39	THALES	2	C6	GROUP 26
113.	TPCU(747)	179650-A01	44-22-53	THALES	2	C6	GROUP 26
114.	TPCU(747)	179649-A01	44-22-55	THALES	2	C6	GROUP 26
115.	TPCU-K (777)	178991-D01	44-21-55	THALES	2	C6	GROUP 26
116.	TPCU-B (777)	179118-B01	44-22-14	THALES	2	C6	GROUP 26
117.	ADF	066-50014-0101	34-53-33	HONEYWELL	2	C3	GROUP 24
118.	VOR	066-50012-0101	34-55-33	HONEYWELL	2	C3	GROUP 24
119.	MMR	066-50029-1201	34-55-51	HONEYWELL	2	C3	GROUP 24
120.	DME	066-50013-0101	34-51-35	HONEYWELL	2	C3	GROUP 24
121.	LRRA	066-50007-0111	23-20-36	HONEYWELL	2	C3	GROUP 24
122.	LRRA	066-50007-0101	23-20-36	HONEYWELL	2	C3	GROUP 24
123.	VHF R/T	064-50000-2000	23-20-36	HONEYWELL	2	C3	GROUP 23
124.	VHF R/T	064-50000-0110	23-20-36	HONEYWELL	2	C3	GROUP 23


Signature valid

Signed by: Manoj Kumar
Baini-35
Director (Airworthiness)

Date: 09-Aug-2024 17:17:40
23-20-36


	CAPABILITY LIST		AIESL CAP/01		
	ELECTRONICS OVERHAUL DIVISION		Part 5		Section 5.1
			Issue 2	Rev 5	Apr 2024

SR. NO.	NOMENCLATURE	PART NUMBER	ATA CODE	VENDOR	LEVEL OF MAINT.	RATING	AIRCRAFT
125.	AVC	177716-103	44-20-26	THALES	2	C6	GROUP 27
126.	AVCD	179029-101	44-21-52	THALES	2	C6	GROUP 27
127.	ESUG	178568-102	44-21-43	THALES	2	C6	GROUP 27
128.	ESUG	178568-101	44-21-43	THALES	2	C6	GROUP 27
129.	DSU-D2	177892-102	44-20-35	THALES	2	C6	GROUP 27
130.	DSU-AM	177900-103	44-20-29	THALES	2	C6	GROUP 27
131.	ADBG	180424-102	44-22-44	THALES	2	C6	GROUP 27
132.	ADB	177730-106	44-21-51	THALES	2	C6	GROUP 27
133.	SEB	177745-106	44-21-42	THALES	2	C6	GROUP 27
134.	QSEB	178861-101	44-21-56	THALES	2	C6	GROUP 27
135.	TU	177832-101	44 -20-30	THALES	2	C6	GROUP 27
136.	W/R TRANSCEIVER	066-50008-0408/-409	34-41-36	HONEYWELL	2	C3	GROUP 31
137.	W/R TRANSCEIVER	066-50008-0406	34-41-36	HONEYWELL	2	C3	GROUP 31
138.	W/R ANTENNA	2041444-0401/-0402/-0404	34-41-11	HONEYWELL	2	C3	GROUP 31
139.	W/R CONTROL PANEL	2041223-3135	34-41-12	HONEYWELL	2	C3	GROUP 31
140.	SSCVR	980-6022-001	23-70-44	HONEYWELL	2	C3	GROUP 1A,1B,23


	CAPABILITY LIST		AIESL CAP/01		
	ELECTRONICS OVERHAUL DIVISION		Part 5		Section 5.1
			Issue 2	Rev 5	Apr 2024

SR. NO.	NOMENCLATURE	PART NUMBER	ATA CODE	VENDOR	LEVEL OF MAINT.	RATING	AIRCRAFT
141.	DUAL ATC CONTROL PANEL	071-01503-1601/2601	34-45-10	HONEYWELL	2	C3	GROUP 28
142.	DUAL ATC CONTROL PANEL	071-01503-2901	34-45-10	HONEYWELL	2	C3	GROUP 28
143.	TCAS PROCESSOR	940-0300-001	34-45-48	HONEYWELL	2	C3	GROUP 28
144.	MODE S TRANSPONDER	066-01127-1601/1602	34-54-36	HONEYWELL	2	C3	GROUP 28
145.	SOEU	285W0029-4	23-33-11	BAE SYSTEMS	2	C3	GROUP 29
146.	CAH	285W0024-10G/4A	23-42-01	BAE SYSTEMS	2	C3	GROUP 29
147.	WQSU	285W0514-1/-2	38-14-20	BAE SYSTEMS	2	C6	GROUP 29
148.	OPBC	285W0219-1,2,3	23-93-01	BAE SYSTEMS	2	C3	GROUP 29
149.	CCP	285W0863-1,4,5,7	23-39-50	BAE SYSTEMS	2	C3	GROUP 29
150.	FSEU	285A1200-1,1A,2	27-59-11	BAE SYSTEMS	2	C8	GROUP 29
151.	ELT	S1823502-03	25-63-01	KANNAD	2	C6	GROUP 6A,6B
152.	CRADLE	476W2220-XX	23-42-01	BAE SYSTEMS	2	C3	GROUP 22
153.	HEAD SET	025-230-325	23-41-31	GENHEISER	2	C3	GROUP 22
154.	MEGAPHONE	ACR/EM-1A	23-60-01	ACR ELECTRONICS	2	C6	GROUP 22
155.	VHF R/T	822-1047-002/003/030	23-12-90	COLLINS	2	C3	GROUP 6B
156.	ADF RECEIVER	822-0299-001	34-53-90	COLLINS	2	C3	GROUP 8B


Signature valid
 Signed by: Manoj Kumar Bajpai
 Director (Airworthiness)
 Date: 08 Aug 2024 17:17:40

	CAPABILITY LIST		AIESL CAP/01		
	ELECTRONICS OVERHAUL DIVISION		Part 5		Section 5.1
			Issue 2	Rev 5	Apr 2024

SR. NO.	NOMENCLATURE	PART NUMBER	ATA CODE	VENDOR	LEVEL OF MAINT.	RATING	AIRCRAFT
157.	RADIO TUNING PANEL(RTP)	285W0114-1/2/3	23-12-04	BAE SYSTEMS	2	C3	GROUP 23
158.	HF TRANSCEIVER	964-0452-011	23-12-01	HONEYWELL	2	C3	GROUP 23
159.	VIDEO SEAT ELECTRONICS BOX	RD KA 3303-05	44-24-06	PAC	2	C6	GROUP 27
160.	EMMERGENCY LOCATOR TRANSMITTER (ELT)	1152682-1/2	23-24-01	HONEYWELL	2	C3	GROUP 23
161.	VOR/MB RECEIVER (VOR 900)	822-0297-001	34-55-93	COLLINS	2	C3	GROUP 8B
162.	NAV CONTROL PANEL	G7500-03	34-50-57	GABLES	2	C3	GROUP 24
163.	WEATHER RADARCONTROLPANEL	G7407-02	34-40-02	GABLES	2	C3	GROUP 31
164.	VOR /MB REEIVER	066-50012-0212	34-55-34	HONEYWELL	2	C3	GROUP 24
165.	ADF RECEIVER	066-50014-0202	34-53-34	HONEYWELL	2	C3	GROUP 24
166.	MODE-S TRANSPONDER	066-01127-1101/1401/1402	34-54-36	HONEYWELL	2	C3	GROUP 19
167.	CABIN ATTENDANT HANDSET	285W0024-1B/11A	23-42-01	BAE SYS.	2	C3	GROUP 29
168.	HF ANTENNA COUPLER	964-0453-001/002/011	23-11-01	HONEYWELL	2	C3	GROUP 23
169.	VHF R/T	064-50000-2051	23-20-08	HONEYWELL	2	C3	GROUP 23
170.	SVDU	179036-201/-202/-203	44-21-79	THALES	2	C6	GROUP 26
171.	SVDU	178850-203/-204/-205 /-212/-213	44-21-71	THALES	2	C6	GROUP 26


	CAPABILITY LIST		AIESL CAP/01		
	ELECTRONICS OVERHAUL DIVISION		Part 5		Section 5.1
			Issue 2	Rev 5	Apr 2024

SR. NO.	NOMENCLATURE	PART NUMBER	ATA CODE	VENDOR	LEVEL OF MAINT.	RATING	AIRCRAFT
172.	ELT	453-5004	25-62-03	COBHAM	2	C6	GROUP 23
173.	BEAM STEERING UNIT	100-602199-002	23-10-05	CMC ELECTRONICS	2	C3	GROUP 25
174.	SELCAL DECODER	1200008-000	23-20-24	AVTECH	2	C3	GROUP 23
175.	PDCU	285W0259-1/-2/-3	23-93-03	BAE SYSTEMS	2	C3	GROUP 29
176.	CDSS CAMERA	8410B1-204-105	23-72-06	ROSEMOUNT AEROSPACE INC.	2	C3	GROUP 25
177.	SVDU	179290-202/-209	44-21-73	THALES	2	C6	GROUP 26
178.	EMERGENCY LOCATOR TX.	110-406 / B406-1	DOC NO. 570-1021 REV J DOC NO. 570-0004 REV C	ARTEX	2	C6	GROUP 6A,6B
179.	DME INTERROGATOR	066-50013-0202	34-51-36	HONEYWELL	2	C3	GROUP 24
180.	ZMU	285W0027-101/-102	23-39-04	BAE SYSTEMS	2	C3	GROUP 29
181.	DSU-D3	180717-101	44-25-75	THALES	2	C6	GROUP 36
182.	TPCU-K	181146-A01	44-23-22	THALES	2	C6	GROUP 36
183.	TPCU-B	181162-A01	44-23-25	THALES	2	C6	GROUP 36
184.	ADB	177729-106	44-21-66	THALES	2	C6	GROUP 27
185.	ADB-GII	180761-101	44-23-06	THALES	2	C6	GROUP 36
186.	SVDU-IIIW-SB-10.6 in	180889-201	44-23-24	THALES	2	C6	GROUP 36


	CAPABILITY LIST		AIESL CAP/01		
	ELECTRONICS OVERHAUL DIVISION		Part 5		Section 5.1
			Issue 2	Rev 5	Apr 2024

SR. NO.	NOMENCLATURE	PART NUMBER	ATA CODE	VENDOR	LEVEL OF MAINT.	RATING	AIRCRAFT
187.	SVDU-IIIW-15.4 in	180778-201	44-23-23	THALES	2	C6	GROUP 36
188.	SVDU-IIIW-IA-10.6 in	180773-201	44-25-03	THALES	2	C6	GROUP 36
189.	SVDU-IIIW-IA-12.1 in	180776-201	44-23-21	THALES	2	C6	GROUP 36
190.	SVDU-IA-10.6 in	180199-203/-208	44-22-39	THALES	2	C6	GROUP 26
191.	CDSS CONTROL PANEL	8431M1-12/-23	23-76-04	ROSEMOUNT	2	C3	GROUP 25
192.	CONTROL UNIT (WR)	2041220-3231	34-41-12	HONEYWELL	2	C3	GROUP 11
193.	SDB	180541-101/-102	44-23-02	THALES	2	C6	GROUP 36
194.	SDM	285W0025-2	23-31-06	BAE SYSTEMS	2	C3	GROUP 29
195.	SVDU	180888-901	44-23-27	THALES	2	C6	GROUP 36
196.	ELT	01N65920-XXX	25-60-14	ELTA	2	C3	GROUP 33
197.	HEADSET	026-35-999-3211	23-41-48	SENNHEISER	3	C3	GROUP 22
198.	UNDER WATER ACOUSTIC BEACON	DK120/-130/-140	23-70-44	SEACOM DUKANE	2	C3	GROUP 22
199.	MICROPHONE	903-1341/-1342	44-23-02	THALES	3	C3	GROUP 22
200.	HEADSET	866-5014-101	23-70-44	SEACOM DUKANE	3	C3	GROUP 22
201.	SOLID STATE COCKPIT VOICE RECORDER	980-6032-003	23-70-49	HONEYWELL	2	C3	GROUP 22

Signature valid
 531409 Rev. D. ELECTRO-VOICE
 Signed By: Manoj Kumar
 Bajpai
 Director (Airworthiness)
 23-15-096 Aug-2024 17:40

	CAPABILITY LIST		AIESL CAP/01		
	ELECTRONICS OVERHAUL DIVISION		Part 5		Section 5.1
			Issue 2	Rev 6	Jun 2024

SR. NO.	NOMENCLATURE	PART NUMBER	ATA CODE	VENDOR	LEVEL OF MAINT.	RATING	AIRCRAFT
202.	AUDIO CONTROL PANEL	5145-1-83	23-44-00	AVTECHTYEE	2	C3	GROUP 22
203.	AUDIO CONTROL PANEL	5145-1-88	23-44-02	AVTECHTYEE	2	C3	GROUP 22
204.	WR CP CP -1B	930-6101-001	34-41-79	HONEYWELL	2	C3	-
205.	WR CP CP -2B	930-6201-00X	34-41-83	HONEYWELL	2	C3	-
206.	SSCVR	980-6032-XXX	23-70-49	HONEYWELL	2	C3	GROUP 23
207.	AIM	1152780-1	23-24-05	HONEYWELL	2	C6	GROUP 23
208.	HF R/T	964-0452-042	23-12-01	HONEYWELL	2	C3	GROUP 23
209.	ELT	51090414-1	23-24-12	HONEYWELL	2	C3	GROUP 23
210.	WR CP-1A CONTROLLER	930-5101-001 930-5102-001	34-41-87	HONEYWELL	2	C3	GROUP 31
211.	HEADPHONE/ HEADSET	046-XX	23-41-45	SENNHEISER	3	C3	AIRBUS A320 FAMILY
212.	AIRMAN 750 (DOUBLE SIDE HEADSET)	64300-205/208/210	23-50-06	TELEX	3	C3	AIRBUS A320 FAMILY
213.	BOOMSET	02129, 02912, 02131, 02250, 02152, 02972	Signed by: Manoj Kumar Rajni Director (Airworthiness) Date: 09-Aug-2024 17:17:40		3	C3	AIRBUS A320 FAMILY
214.	HAND HELD MICROPHONE	M83/P1801A	23-40-12	LEM	2	C3	AIRBUS A320 FAMILY
215.	TELEPHONE HANDSET	89-01-07XXX	23-73-01	HOLMCO	3	C3	AIRBUS A320 FAMILY

	CAPABILITY LIST		AIESL CAP/01		
	ELECTRONICS OVERHAUL DIVISION		Part 5		Section 5.1
			Issue 2	Rev 6	Jun 2024

SR. NO.	NOMENCLATURE	PART NUMBER	ATA CODE	VENDOR	LEVEL OF MAINT.	RATING	AIRCRAFT
216.	EMERGENCY LOCATOR TRANSMITTER (ELT,KANNAD)	S182X502-XX	25-63-01	OROLIA S.A.S	1	C6	AIRBUS A320 FAMILY
217.	TLS 755 MULTI MODE RECEIVER (MMR)	TLS755-01-XXXXX	34-36-31	THALES	2	C3	AIRBUS A320 FAMILY

Signature valid

Signed by: Manoj Kumar
Bajpai
Director (Airworthiness)
Date: 09-Aug-2024 17:17:40



CAPABILITY LIST

Part 6

STANDARDS DIVISION & STORES INSPECTION

Mumbai Base, Mumbai Airport (OAP), Mumbai, Maharashtra, India, 400029

Signature void
by: Harsh Kumar
Date: 09-Aug-2024 17:17:40
(for Authenticity)

	CAPABILITY LIST		AIESL CAP/01		
	STANDARDS ROOM AND STORES INSPECTION		Part 6		Section 6.1
			Issue 2	Rev 0	Dec 2020

6.1: STANDARDS ROOM AND STORES INSPECTION

6.1.1 ULTRASONIC TESTING

*Ultrasonic Testing carried out as per AMS-STD-2154:	RATING: D1
TECHNIQUES	APPLICATION
Flaw detection by pulse-echo, through transmission & immersion techniques.	All types of engines and aircraft.
Thickness measurement to detect loss of material due to corrosion.	
De-bonding/delamination inspection of composite materials, composite-to-metal, metal-to-metal using ultrasonic flaw detector, ultrasonic bond tester and tap tool.	

6.1.2 EDDY CURRENT TESTING

*Eddy current Testing carried out as per MIL-HDBK-728/1, MIL-HDBK-728/2, MIL-STD-1537/C.	RATING: D1
TECHNIQUES	APPLICATION
Flaw detection by High Frequency.	All types of engines and aircraft.
Conductivity Check.	To detect heat / fire damage on all aircraft skins and landing gear wheel hubs
Thickness measurement using Mini-test Instrument.	Measurement of non-conductive coating thickness (e.g. paint) on all aircraft skins.
Verification of Metal composition.	All types of engines and aircraft.

6.1.3 RADIOGRAPHIC TESTING

*Radiographic Testing carried out as per ASTM-E 1742M	Signature valid	RATING: D1
TECHNIQUES	Signed by: Manoj Kumar Baipai Director (Airworthiness) Date: 08-Aug-2021 17:17:40	APPLICATION
Flaw Detection.	All types of engines and aircraft.	
Determination of water ingress in composite material.	All types of engines and aircraft.	
Checking for correct assembly of component.	All types of engines and aircraft.	
Carbon deposit, Erosion on metal surface (thickness measurement).	All types of engines and aircraft.	

*X-ray equipment: Maximum Range up to 300 kV at 5mA capacity.

	CAPABILITY LIST		AIESL CAP/01		
	STANDARDS ROOM AND STORES INSPECTION		Part 6		Section 6.1
			Issue 2	Rev 0	Dec 2020

6.1.4 CHEMICAL ANALYSIS

TECHNIQUES	APPLICATION	RATING
Testing of Hydraulic fluids, Lubricants, Oils & Fuels.	All types of aircraft and engines. Checks: General Condition of fluids. Kinematic Viscosity (ASTM D445). Total Acid Number (ASTM D664). Water content (ASTM D6304). Foam Characteristics (ASTM D892). Flash Point (ASTM D92). Solid Particle Contamination (FED-STD-791). Neutralization (ASTM D974). Specific Gravity (ASTM D1298). Electrical Conductivity - Auto ranging conductivity meter in (micro mho/cm).	A1,B1, B3
Testing of aircraft upholstery and materials.	Flame Resistance Test as per FAR 25.853 VERTICAL TEST as per Appendix F, Part-I (a)(1)(ii) HORIZONTAL TEST as per Appendix F, Part-I (a)(1)(iv).	A1
Chemical Analysis	Detection test for Microbial growth in Aircraft turbine fuel. Copper Corrosion Test of Petroleum Solvents as per ASTM D 130 Silver Corrosion Test of Petroleum Solvents as per IP 227	-

6.1.5: WEIGHING OF AIRCRAFT

TECHNIQUES	APPLICATION	RATING
Weighing of aircraft using load cells in conjunction with a Digital Indicator Instrument.	Each cell has a capacity of measuring 100,000 lbs. Signed by: Manoj Kumar Bajpai Director (Airworthiness) Date: 09-Aug-2024 17:17:40	A1

	CAPABILITY LIST		AIESL CAP/01		
	STANDARDS ROOM AND STORES INSPECTION		Part 6		Section 6.1
			Issue 2	Rev 0	Dec 2020

6.1.6: CALIBRATION

TECHNIQUES	APPLICATION	RATING
Calibration of gauges/ measuring instruments & special tools & physical testing of materials (Hardness testing etc) as per work instructions derived from British Standards. Calibration done against standards traceable to National Standards.	External micrometer Internal / Stick micrometer Micrometer head Depth micrometer Imicro Bore gauge Vernier caliper Height gauge Dial gauge (Plunger type) Dial Test Indicator (Lever type) Bevel protractor Torque wrench Weighing balance Gram gauge Force gauge (Tension & compression) Cable pull tester Spring balance Other misc. measuring instruments, weights.	A1, B1, B3
CALIBRATION STANDARDS USED:		
Slip gauge : 0 - 100 mm/ 0 - 4 inches, minimum grade-2		Caliper checker :0 - 24"
Length bars : Various lengths up to 20 inches, grade-2		Depth checker :0 - 12"
Ring gauge : Range up to 5.0 inches		Electronic dial tester :0 - 1"
Surface plate : Granite, grade-AA Laboratory		External micrometer checker :0 - 1"
Dead weights : 1lb up to 600 lbs. Range; Gram weight: set of 1-100 grams		
Torque wrench/meter tester : Up to 2000 ft. lbs & 2000 in. lbs		
Conventional Hardness testing : HRA, HRB, HRC, HV, HB		
Superficial Hardness Testing using Ultrasonic method : HRB, HRC, HV, HB.		
Checking the luminance level of aircraft self-illuminating 'Exit' signs : By luminosity test using Spot Meter in micro Lambert.		

	CAPABILITY LIST		AIESL CAP/01		
	STANDARDS ROOM AND STORES INSPECTION		Part 6		Section 6.1
			Issue 2	Rev 0	Dec 2020

6.1.7: CALIBRATION OF ELECTRICAL, MECHANICAL, TEMPERATURE AND GAGES/EQUIPMENTS.

TECHNIQUES		APPLICATION				RATING
Calibration of electrical, mechanical, temperature and gages/equipment.		Calibration of electrical, mechanical, temperature and gages/equipment in CCF.				A1,B1,B3
CALIBRATION STANDARD USED						
S.No	DESCRIPTION		RANGE	RESOLUTION	ACCURACY	EQUIPMENT
1	VOLTAGE	DC	0 to 329 mV 0 to 3.299999 V 0 to 32.99999 V 30V to 329.9999 V 100 V to 1000 V	0.1 μV 1 μV 10 μV 100 μV 1000 μV	±12 ppm of setting	FLUKE 5520A/WAVETEK 9100/ DMM 3458A -8 ½ Digit Fluke 5080
		AC	8 mV to 32.999 mV 33 mV to 329.0000 mV 0.33 mV to 3.299999 V 3.3 V to 32.99999 V 33 V to 329.9999 V 330 V to 1000 V	0.001 mV 1 μV 10 μV 100 μV 1 mV 0.001 V	±120 ppm of setting	
2	CURRENT	DC	0.040μA to 3.29999 mA 0 to 32.9999 mA 0 to 329.999 mA 0 to 1.09999 A 1.1A to 2.99999 A 0 to 10.9999 A 11A to 20.5 A	0.01 mA 0.1 mA 1 mA 10 mA 10 mA 100 mA 1000 mA	±100 ppm of setting	
		AC	30 to 329.99 μA 0.33 to 3.2999 mA 3.3 to 32.999 mA 33 to 329.99 mA 0.33 to 2.99999 A 3 to 20.5 A	0.01μA 0.01μA 0.1μA 1μA 10μA 100μA	±0.06% of setting	

Signature valid

Signed by: Manoj Kumar
Bapna
Director (Airworthiness)
Date: 09-Aug-2024 17:17:40

	CAPABILITY LIST		AIESL CAP/01		
	STANDARDS ROOM AND STORES INSPECTION		Part 6		Section 6.1
			Issue 2	Rev 0	Dec 2020

S.No	DESCRIPTION		RANGE	RESOLUTION	ACCURACY	EQUIPMENT
3	RESISTANCE	LOW HIGH	100 $\mu\Omega$ to 50m Ω 1K Ω to 1 T Ω	Fixed	$\pm 0.1\%$ $\pm .1\%$ to $\pm .2\%$	C2047 DECADE BOX RH9A/ 4721 DECADE BOX
4	ANGLE	SYN/RES SIMULATOR	0 to 359.999°	0.001°	$\pm 0.0005556^\circ$	NORTH ATLANTIC 530- S844
5	FREQUENCY	UNIVERSAL COUNTER	1 Hz to 225MHz	1mHz to 100 Hz	25PPM	AGILENT 53131A
6	TEMPERATURE	J TYPE & K TYPE	-199°C to 1365°C	0.1°C	$\pm 0.14^\circ\text{C}$ of setting	WAVE TEK 9100/FLUKE 5520A
7	PRESSURE	VACUUM	0 to -30 in Hg	0.001 in Hg	0.002 in Hg	LAVERSAB 6400A
		HYDRAULIC	0 to 500 PSI	0.01 PSI	0 - 20% of FS $\pm 0.02\%$ of FS	CRYSTAL DIGITAL PR. GAUGE/ ADARSH/HEISE
			0 to 5000 PSI	0.1 PSI	20 - 100% of FS $\pm 0.1\%$ of reading	
			0 - 10000 PSI	0.1 psi	$\pm 0.1\%$ of reading	ADARSH DIGITAL
8	TEMPERATURE	DIG. TEMPERATURE IND/SPRT	-40°C to 300°C	0.001°C	$\pm 0.7^\circ\text{C}$	FLUKE 1524/5627A
S.No	DESCRIPTION					EQUIPMENT
9	TYRE INFLATION TOOL	EQUIPMENT SERVICEABILITY, CALIBRATION CHECK AND REPAIR OF TYRE INFLATION TOOL USED ON BOEING 737, 747,777,787.				EQPT No.: 787 (Locally Fabricated)
10	STRUT INFLATION TOOL	EQUIPMENT SERVICEABILITY, CALIBRATION CHECK AND REPAIR OF STRUT INFLATION TOOL USED ON BOEING 737, 747,777,787.				EQPT No.: 528 (Locally Fabricated)
11	CABLE TENSIONOMETER	EQUIPMENT SERVICEABILITY CHECK OF CABLE TENSIONOMETER USED ON BOEING 737, 747,777,787.				EQPT No.: 722 (Locally Fabricated)
12	AIR PR. REGULATORS	EQUIPMENT SERVICEABILITY, CALIBRATION CHECK AND REPAIR OF MK V, TESCOM PRESSURE REGULATORS.				EQPT No.: 528 (Locally Fabricated)
13	MISCELLANIOUS EQPTS	EQUIPMENT SERVICEABILITY CHECK AND MINOR REPAIR OF TORQUE WRENCHES, DIAL GAUGE, ETC.				-

Signature valid

Signed by: Manoj Kumar
Bajpai
Director (Airworthiness)
Date: 09-Aug-2024 17:17:40




CAPABILITY LIST

Part 7

THIRUVANANTHAPURAM BASE CAPABILITIES

Chakkai, Thiruvananthapuram, Kerala, India, 695008


Signature
Sudhakar Kumar
Director (Aviation)
Date: 17/11/2024

	CAPABILITY LIST		AIESL CAP/01	
	BOEING 737-800 CAPABILITIES		Part 7	Section 7.1
			Issue 2	Rev 2 Apr 2021

7.1 GENERAL DESCRIPTION OF BOEING 737-800 CAPABILITIES


CLASS	RATING	DETAILS	
AIRCRAFT	A1	AIRCRAFT ABOVE 5700 Kg	As described in AIESL MOE Part 1, Section 1.9.
COMPONENTS OTHER THAN COMPLETE ENGINE & APU	C14 & C15	COMPONENTS AS DESCRIBED IN THE APPROVED CAPABILITY LIST	As per the Section 7.3 and 7.4 of AIESL Capability List (CAP/01)
Specialized Services	D1 - NDT	<i>Eddy Current Inspection</i>	In accordance with ASNT guidelines published in SNT-TC-1A (2001) and DGCA document CAR, Section 2, Series L, Part XIV.
		<i>Fluorescent Particle Inspection</i>	In accordance with ASNT guidelines published in SNT-TC-1A (2001) and DGCA document CAR, Section 2, Series L, Part XIV.
		<i>Magnetic Particle Inspection</i>	In accordance with ASNT guidelines published in SNT-TC-1A (2001) and DGCA document CAR, Section 2, Series L, Part XIV.

Signature valid
 Signed by: Manoj Kumar
 Baghel
 Director (Avionics)
 Date: 09-Aug-2024 17:17:40

	CAPABILITY LIST		AIESL CAP/01		
	BOEING 737-800 CAPABILITIES		Part 7		Section 7.2
			Issue 2	Rev 2	Apr 2021

Refer MOE section 1.

Signature valid
 Signed by: Manoj Kumar
 Bagai
 Director (Aviation)
 Date: 09-Aug-2024 17:17:40

	CAPABILITY LIST		AIESL CAP/01		
	BOEING 737-800 CAPABILITIES		Part 7		Section 7.3
			Issue 2	Rev 4	Aug 2023


7.3 COMPONENT OVERHAUL SHOP: THIRUVANANTHAPURAM

RATING: C14: LANDING GEAR

S/N	NOMENCLATURE	PART NUMBER	ATA / CMM REFERENCE	MANUFACTURER / VENDOR	LEVEL OF MAINTENANCE	RATING	REMARKS
01	BOEING 737-800 MAIN WHEEL	277A6000-204 (HONEYWELL P/N -2612311-1)	32-40-14	HONEYWELL	3	C14	GROUP 04E
02	BOEING 737-800 NOSE WHEEL	277A6000-453 (HONEYWELL P/N -2607825-X)	32-40-10	HONEYWELL	3	C14	GROUP 04E
03	BOEING 737-800 BRAKE SYSTEMS	2612312-1	32-40-15	HONEYWELL	3	C14	GROUP 04E

RATING: C5: ELECTRICAL POWER

SR. NO.	NOMENCLATURE	PART NUMBER	ATA CODE	VENDOR	LOM	RATING	REMARKS
1	AIRCRAFT BATTERY	024147-000	24-31-07	SAFT AMERICA INC	Signature valid Date: 09-Aug-2023 17:40	C5	GROUP 21E
2	AIRCRAFT BATTERY	2758	24-38-51	SAFT AMERICA INC	Signature valid Date: 09-Aug-2023 17:40	C5	GROUP 21E

	CAPABILITY LIST		AIESL CAP/01		
	BOEING 737-800 CAPABILITIES		Part 7		Section 7.4
			Issue 2	Rev 4	Aug 2023

7.4 OXYGEN SHOP: THIRUVANATHAPURAM

RATING: C15:

S/N	Nomenclature	Part Number	ATA / CMM Reference	MANUFACTURER / VENDOR	Level of Maintenance	Rating	REMARKS
01	MAIN OXYGEN BOTTLES	B 42365-1	35-22-02	CARLETON TECHNOLOGIES INC.	3	C15	GROUP 11
		801307-00	35-23-07	AVOX SYSTEMS INC.	3	C15	GROUP 11
02	PORTABLE OXYGEN BOTTLES	3553 SERIES	35-35-53	AVOX SYSTEMS INC.	3	C15	GROUP 11
		5500 SERIES	35-32-18	AVOX SYSTEMS INC.	3	C15	GROUP 11
		9700 SERIES	35-31-55	AVOX SYSTEMS INC.	3	C15	GROUP 11

Signature valid
Signed by: Manoj Kumar
Bagai
Director (Avionics)
Date: 09-Aug-2024 17:17:40




CAPABILITY LIST

Part 8

NAGPUR BASE CAPABILITIES


Nagpur Base, SEZ, Plot No.1, Sector No.9, Milhan, Nagpur, Maharashtra,
India, 441108

	CAPABILITY LIST		AIESL CAP/01		
			Part 8		Section 8.1
	COMPONENTS OVERHAUL DIVISION, NAGPUR		Issue 2	Rev 3	Feb 2022

8.1 CABIN SAFETY AND EMERGENCY SURVIVAL SHOP :

S/N	Nomenclature	Part Number	ATA / CMM Reference	MANUFACTURER / VENDOR	Level of Maintenance	Rating	REMARKS
01	NO. 1 SLIDE RAFT ASSY.	62771-XXX	25-61-31 / P12051/61	AIR CRUISERS	3	C6	GROUP 10F
02	NO. 3 SLIDE RAFT ASSY.	62773-XXX	25-61-33 / P12053/63	AIR CRUISERS	3	C6	GROUP 10F
03	NO. 4 SLIDE RAFT ASSY.	63604-XXX	25-61-35 / P12105/06	AIR CRUISERS	3	C6	GROUP 10F
04	NO. 2 SLIDE RAFT ASSY.	65342-XXX	25-61-41 / P12288/89	AIR CRUISERS	3	C6	GROUP 10F
05	NO. 4 & 5 SLIDE RAFT ASSY.	65344-XXX	25-61-40 / P12237/38	AIR CRUISERS	3	C6	GROUP 10F
06	LIFE VEST	63600-XXX	25-64-02 / P12198	AIR CRUISERS	2	C6	GROUP 10F
07	LIFE RAFT ASSY	64356-XXX	25-62-15	AIR CRUISERS/ ZODIAC AERO EVACUATION SYSTEMS	3	C6	GROUP 10
08	EMERGENCY EVACUATION SLIDE ASSY	5A3307-XXX	25-60-37	GOODRICH CORPORATION	3	C6	GROUP 10 E

Signature valid
 Signed by: Manoj Kumar
 Baghel
 Director (Aviation)
 Date: 09-Aug-2024 17:17:40


	CAPABILITY LIST		AIESL CAP/01		
	COMPONENTS OVERHAUL DIVISION, NAGPUR		Part 8		Section 8.2
			Issue 2	Rev 3	Feb 2022

8.2 OXYGEN SHOP :

S/N	Nomenclature	Part Number	ATA / CMM Reference	MANUFACTURER / VENDOR	Level of Maintenance	RATING	REMARKS
01	PORTABLE OXYGEN BOTTLE ASSY. (EXCEPT REGULATOR)	3553*SERIES	35-35-53	AVOX SYSTEMS INC.	3	C15	GROUP 11
02	MAIN OXYGEN CYLINDER ASSY.	804044-XX	35-20-44	AVOX SYSTEMS INC.	3	C15	GROUP 11
03	MAIN OXYGEN BOTTLE ASSY. (EXCEPT REGULATOR)	801307-XXX	35-23-07	AVOX SYSTEMS INC.	3	C15	GROUP 11
04	MAIN OXYGEN BOTTLE ASSY. (EXCEPT REGULATOR)	B42365-XXX	35-22-02	CARLETON TECH.	3	C15	GROUP 11
05	PORTABLE OXYGEN BOTTLE ASSY. (EXCEPT REGULATOR)	5500*SERIES	35-32-18	AVOX SYSTEMS INC.	3	C15	GROUP 11
06	PORTABLE OXYGEN BOTTLE ASSY. (EXCEPT REGULATOR)	9700* SERIES	35-31-55	AVOX SYSTEMS INC.	3	C15	GROUP 11
07	MAIN OXYGEN BOTTLE ASSY. (EXCEPT REGULATOR)	806835-01	35-18-35	AVOX SYSTEMS INC.	3	C15	GROUP 11

Note :- Item 1 to 7- For Main oxygen cylinder assy and Portable O2 bottle sub assy. regulator will be overhauled at Mumbai base.

Signature valid
Signed by: Manoj Kumar
Bajpai
Director (Avionics)
Date: 09-Aug-2024 17:17:40

	CAPABILITY LIST		AIESL CAP/01		
			Part 8		Section 8.3
	COMPONENTS OVERHAUL DIVISION, NAGPUR		Issue 2	Rev 3	Feb 2022

8.3 COMPONENTS OVERHAUL DIVISION, NAGPUR – GENERAL PROCESSES

S/N	Nomenclature	Part Number	ATA / CMM Reference	MANUFACTURER / VENDOR	Level of Maintenance	RATING	REMARKS
1	SEWING OF AIRCRAFT SEAT CUSHION COVER, AIRCRAFT CURTAINS, AIRCRAFT SOUND PROOFING, ZIPPER PANELS, CARPET & INSULATION BLANKET- BOEING B777-200LR/300ER(GE90), B737-700/800/900(CFM56), B787-8(GENX)	NOT APPLICABLE	AS PER SAMPLE TO MEET FAR 25.853a REQUIREMENTS, APPLICABLE CMM, AMM, BAC 5437	BOEING	2	C6	GROUP 10
2	CHARGING OF OXYGEN CYLINDERS- BOEING B777-200LR/300ER(GE90), B737-700/800/900(CFM56), B787-8(GENX)	NOT APPLICABLE	35-23-07, 35-22-02, 35-35-53, 35-32-18, 35-31-55, 35-20-44, 35-22-06, 35-38-68, 35-18-35.	AVOX SYSTEM INC., CARLETON TECH, B/E AEROSPACE	2	C15	GROUP 11
3	HYDROSTATIC STRESS TESTING OF COMPRESSED GAS CYLINDER- BOEING B777-200LR/300ER(GE90), B737-700/800/900(CFM56).	NOT APPLICABLE	HANDBOOK OF COMPRESSED GASES ASSOCIATION. CODE OF FEDERAL REGULATIONS -- TITLE 49 CFR 173.34, APPLICABLE CMM	AVOX SYSTEM INC., CARLETON TECH.	1	C15	GROUP 11
4	WEIGHT CHECK OF FIRE EXTINGUISHER BOTTLE- BOEING B777-200LR/300ER(GE90), B737-700/800/900(CFM56).	NOT APPLICABLE	26-21-63, 26-22-30, 26-25-04, 26-21-44, 26-21-45, 26-21-53, 26-21-54, 26-22-50, 26-23-43, 26-21-39, 26-20-20, 26-22-21, 26-22-22, 26-22-25, 26-22-28, 26-22-52	KIDDIE AEROSPACE & DEFENCE, PACIFIC SCIENTIFIC	1	C18	GROUP 11
5	REPAIR OF COMPOSITE MATERIAL STRUCTURE & COMPONENTS - BOEING B777-200LR/300ER(GE90), B737-700/800/900(CFM56), B787-8(GENX)	NOT APPLICABLE	777-200LR SRM, 777-300ER SRM, 737-800 SRM, 787-8 SRM, Boeing SOPM, 777 CMM, 737 CMM, 787 CMM	BOEING	2	C20	GROUP 03
6	STRUCTURAL REPAIR AND MODIFICATION ON AIRCRAFT & IT'S COMPONENTS INCLUDING EDDY CURRENT INSPECTION- BOEING B777-200LR/300ER(GE90), B737-700/800/900(CFM56), B787-8(GENX)	NOT APPLICABLE	777-200LR SRM, 777-300ER SRM, 737-800 SRM, 787-8 SRM, Boeing SOPM, 777 CMM, 737 CMM, 787 CMM, 777 NTM, 737 NTM, 787 NTM	BOEING	2	C20	GROUP 07



AIESL CAP/01

Part 8

Section 8.3


COMPONENTS OVERHAUL DIVISION, NAGPUR

Issue 2


Rev 3

Feb 2022

Page 8.3 - 2


	CAPABILITY LIST		AIESL CAP/01		
			Part 8		Section 8.3
	COMPONENTS OVERHAUL DIVISION, NAGPUR		Issue 2	Rev 3	Feb 2022

S/N	Nomenclature	Part Number	ATA / CMM Reference	MANUFACTURER / VENDOR	Level of Maintenance	RATING	REMARKS
11	REPAIR OF COMPOSITE MATERIAL STRUCTURE & COMPONENTS - AIRBUS A319/ A320/ A321 (CFM56-5B), A320 (V2500 SERIES)	NOT APPLICABLE	A320 SRM, A319 SRM, A321 SRM, A320 FAMILY NTM, PMS, A320 FAMILY CMMM	AIRBUS	2	C20	GROUP 03
12	STRUCTURAL REPAIR AND MODIFICATION ON AIRCRAFT & IT'S COMPONENTS INCLUDING EDDY CURRENT INSPECTION - AIRBUS A319/ A320/ A321 (CFM56-5B), A320 (V2500 SERIES)	NOT APPLICABLE	A320 SRM, A319 SRM, A321 SRM, A320 FAMILY NTM, PMS, A320 FAMILY AMM, A320 FAMILY CMMM	AIRBUS	2	C20	GROUP 07
13	FLOOR PANEL, CEILING PANEL, SIDEWALL AND DECOMPRESSION PANEL - FABRICATION AND REPAIR - AIRBUS A319/ A320/ A321 (CFM56-5B), A320 (V2500 SERIES)	NOT APPLICABLE	A320 SRM, A319 SRM, A321 SRM, A320 FAMILY NTM, PMS, A320 FAMILY AMM, A320 FAMILY CMMM	AIRBUS	2	C20	GROUP 07
14	COLD WORKING OF FASTENER HOLES ON AIRCRAFT AND IT'S COMPONENTS - AIRBUS A319/ A320/ A321 (CFM56-5B), A320 (V2500 SERIES)	NOT APPLICABLE	A320 SRM, A319 SRM, A321 SRM, A320 FAMILY NTM, PMS, COLD EXPANSION OF HOLES BY SPLIT SLEEVE EXPANSION PMS 01-05-43	AIRBUS	2	C20	GROUP 07
15	HEAT TREATMENT OF ALUMINIUM ALLOYS, CORROSION RESISTANT STEEL, TITANIUM ALLOYS AND ALLOY STEELS, STRESS RELIEVING OF HEAT RESISTANT STEEL - AIRBUS A319/ A320/ A321 (CFM56-5B), A320 (V2500 SERIES)	NOT APPLICABLE	A320 SRM, A319 SRM, A321 SRM, A320 FAMILY NTM, PMS, HEAT TREATMENT OF ALUMINIUM ALLOYS PMS 01-03-12, HEAT TREATMENT OF 2024 ALUMINIUM ALLOY RIVETS FOR MAINTENANCE OVERHAUL AND REPAIR PMS 01-03-14, HEAT TREATMENT OF RIVETS PMS 01-03-34, HEAT TREATMENT OF RIVETS PRIOR TO RIVETING PMS 01-03-13, HEAT TREATMENT OF STEELS PMS 01-03-11, HEAT TREATMENT OF TITANIUM AND TITANIUM ALLOYS PMS 01-03-18,	AIRBUS	2	C20	GROUP 07

	CAPABILITY LIST		AIESL CAP/01		
	COMPONENTS OVERHAUL DIVISION, NAGPUR		Part 8		Section 8.3
			Issue 2	Rev 3	Feb 2022


S/N	Nomenclature	Part Number	ATA / CMM Reference	MANUFACTURER / VENDOR	Level of Maintenance	RATING	REMARKS
			STRESS RELIEVING TREATMENT OF STEEL PMS 01-03-15				
16	WELDING OF METALS - GROUP I, V, VI and VII - AIRBUS A319/ A320/ A321 (CFM56-5B), A320 (V2500 SERIES)	NOT APPLICABLE	A320 SRM, A319 SRM, A321 SRM, A320 FAMILY NTM, PMS, TUNGSTEN INERT GAS (TIG)WELDING OF METALLIC MATERIALS PMS 01-04-36, GENERAL REQUIREMENTS FOR WELDING AND ALLIED PROCESSES PMS 01-04-04, ARGON ARC WELDING OF ALUMINIUM ALLOY PMS 01-04-20, ARGON ARC WELDING OF STAINLESS STEEL AND HEAT RESISTANT ALLOY PMS 01-04-21, IS: 5922-1970- QUALIFYING TESTS FOR WELDERS ENGAGED IN AIRCRAFT WELDING	AIRBUS	2	C20	GROUP 07

Signature valid
 Signed by: Manoj Kumar Baghel
 Director (Aviation)
 Date: 09-Aug-2024 17:17:40

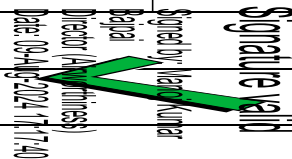
	CAPABILITY LIST		AIESL CAP/01		
	STANDARDS DIVISION, NAGPUR		Part 8		Section 8.4
			Issue 2	Rev 3	Feb 2022


8.4 STANDARDS DIVISION, NAGPUR

1	ULTRASONIC TESTING		
	*Ultrasonic Testing carried out as per AMS-STD-2154, Non-Destructive Test Manuals, Applicable Aircraft and Engine Manuals		
	TECHNIQUES	APPLICATION	RATING
	Flaw detection by pulse-echo, through transmission & immersion techniques.	B777-200LR/300ER (GE90), B737-700/800/900 (CFM56), B787-8 (GENX), A319/ A320/ A321 (CFM56-5B), A320 (V2500)	D1
	Thickness measurement to detect loss of material due to corrosion.		
	De-bonding/delamination inspection of composite materials, composite-to- metal, metal-to-metal using ultrasonic flaw detector, ultrasonic bond tester and tap tool.		
2	EDDY CURRENT TESTING		
	*Eddy current Testing carried out as per MIL-HDBK-728/1,MIL-HDBK-728/2, MIL-STD-1537/C, , Non-Destructive Test Manuals , Applicable Aircraft and Engine Manuals		
	TECHNIQUES	APPLICATION	RATING
	Flaw detection by High Frequency.	B777-200LR/300ER (GE90), B737-700/800/900 (CFM56), B787-8 (GENX), A319/ A320/ A321 (CFM56-5B), A320 (V2500)	D1
	Conductivity Check.		
	Thickness measurement using Mini-test Instrument.		
	Verification of Metal composition.		

	CAPABILITY LIST		AIESL CAP/01		
	STANDARDS DIVISION, NAGPUR		Part 8		Section 8.4
			Issue 2	Rev 3	Feb 2022

3	RADIOGRAPHIC TESTING		
	*Radiographic Testing carried out as per ASTM-E 1742M, , Non-Destructive Test Manuals, Applicable Aircraft and Engine Manuals		
	TECHNIQUES	APPLICATION	RATING
	Flaw Detection.	B777-200LR/300ER (GE90), B737-700/800/900 (CFM56), B787-8 (GENX), A319/ A320/ A321 (CFM56-5B), A320 (V2500)	D1
	Determination of water ingress in composite material.		
	Checking for correct assembly of component.		
	Carbon deposit, Erosion on metal surface (thickness measurement).		
4	FLUORESCENT PARTICLE INSPECTION		
	* Fluorescent Particle Inspection carried out as per ASTM - E - 1444-05, , Non-Destructive Test Manuals, Applicable Aircraft and Engine Manuals		
	TECHNIQUES	APPLICATION	RATING
	Detect Surface And Near Surface Cracks And Discontinuities In Materials	B777-200LR/300ER (GE90), B737-700/800/900 (CFM56), B787-8 (GENX), A319/ A320/ A321 (CFM56-5B), A320 (V2500)	D1
	*X-ray equipment: Maximum Range up to 300 kV at 5mA capacity.		

Signed by: 
 Anil Kumar
 Director (Aviation)
 Date: 09-Aug-2024 17:17:40

	CAPABILITY LIST		AIESL CAP/01		
	STANDARDS DIVISION, NAGPUR		Part 8		Section 8.4
			Issue 2	Rev 3	Feb 2022

5	MAGNETIC PARTICLE INSPECTION		
	* Magnetic Particle Inspection carried out as per ASTM - E - 1444-05, Non-Destructive Test Manuals, Applicable Aircraft and Engine Manuals		
	TECHNIQUES	APPLICATION	RATING
	Detect Surface And Near Surface Cracks And Discontinuities In Materials With Ferromagnetic Properties, Usually Low Alloy Steels And Heat-Treatable Stainless Steels.	B777-200LR/300ER (GE90), B737-700/800/900 (CFM56), B787-8 (GENX), A319/ A320/ A321 (CFM56-5B), A320 (V2500	D1

Signature valid
 Signed by: Manoj Kumar
 Baghel
 Director (Assessment)
 Date: 09-Aug-2024 17:17:40